

HUB FY 2024

SEMI-ANNUAL REPORT

Learn • Connect • Grow



STATEWIDE HISTORICALLY
UNDERUTILIZED
BUSINESS PROGRAM



GLENN HEGAR, TEXAS COMPTROLLER OF PUBLIC ACCOUNTS

P.O. BOX 13528 • AUSTIN, TEXAS 78711-3528

May 15, 2024

The Honorable Greg Abbott, Governor, State of Texas
The Honorable Dan Patrick, Lieutenant Governor, State of Texas
The Honorable Dade Phelan, Speaker, Texas House of Representatives

Gentlemen:

The Statewide Historically Underutilized Business (HUB) Program, a component of the Statewide Procurement Division of the Texas Comptroller of Public Accounts, is pleased to submit the *Fiscal 2024 Semi-Annual Expenditure Report* of contracts awarded to HUBs, as required by Texas Government Code 2161.121.

The Statewide HUB Program compiles and analyzes statewide procurement expenditures and contract awards of state agencies and institutions of higher education into this semi-annual HUB expenditure report from Sept. 1, 2023, through Feb. 29, 2023. It includes the number of bids, proposals and HUB participants; the total dollar amounts of treasury procurement expenditures and contracts awarded, both HUB and non-HUB; total number of certified HUB businesses available to participate in solicitations; a breakdown of certified HUBs by ethnicity, service-disabled veteran and gender; a breakdown of the state's term and group contract purchases; and summaries and analysis of the overall program's accomplishments toward meeting the statewide HUB goals.

During the first half of fiscal 2024, the Statewide HUB Program included 15,545 registered, Texas-certified HUB vendors, with **2,967 HUB** businesses receiving 11.58 percent or **\$1,891,957,323 of all statewide expenditures**.

A comparison of the total HUB expenditures and contract awards from fiscal 2023 to 2024 is reflected in the semi-annual tables, shown on page 4 of the Executive Summary. This comparison projects an increase in HUB awards and total dollars spent with HUBs in five of the six categories: Heavy Construction, Building Construction, Special Trade, Professional Services and Commodities.

Additionally, the report includes a list of state agency rankings and agency supplemental letters from various state agencies and universities documenting their continued good faith efforts to educate HUBs and increase their solicitation responses.

A copy of the report is available online at Historically Underutilized Business Reporting <https://comptroller.texas.gov/purchasing/vendor/hub/reporting.php>. If you have any questions or require additional information, please contact Linda Rogers, manager of the Statewide HUB Program, at (512) 936-4115 or linda.rogers@cpa.texas.gov.

Respectfully,

A handwritten signature in black ink, appearing to read "Bobby Pounds".

Bobby Pounds
Director
Statewide Procurement Division
Texas Comptroller of Public Accounts

EXECUTIVE SUMMARY

The Statewide Historically Underutilized Business (HUB) Program is a program within the Statewide Procurement Division (SPD) of the Texas Comptroller of Public Accounts (CPA). The program certifies small businesses that are minority-, woman- and service-disabled veteran-owned (with at least a 20 percent service disability) in efforts to increase their competitive bid participation and award opportunities to meet or exceed the statewide established HUB goals.

Texas had **15,545** certified HUBs during the first six months of fiscal 2024. More than **19 percent** of HUBs participated in state contracts as prime contractors or subcontractors, collectively receiving **11.58 percent** of all statewide expenditures.

State purchasers must search the Centralized Master Bidders List (CMBL) and include HUBs in vendor notifications when buying goods and services with a value of \$10,000 or more. Vendors are contacted directly by mail, email or telephone with invitations for bids. At the end of the first half of fiscal 2024, **31.9 percent** or 2,877 of the state's certified HUBs were registered with the CMBL.

The state's overall spending through term contract purchases during the first half of fiscal 2024 totaled **\$269 million**, an increase of \$50.6 million compared to the same period of the previous year. The total percentage of dollars spent with HUBs increased, with HUBs receiving **\$3,831,621** through term contracts.

The state's overall spending through group purchases for the first half of fiscal 2024 increased 54.61 percent by an estimated **\$113.6 million** from the same period in the previous year; the total group-purchasing dollars spent with HUBs increased by 50.44 percent or **\$28.1 million**.

The state's expenditures for the first six months of the fiscal 2024 totaled \$16,335,016,745, an increase of 20.40% compared with fiscal 2023, while the total HUB expenditures increased **13.3 percent**.

This report summarizes current HUB status and spending trends.

TOTAL STATEWIDE EXPENDITURES

The state's total spending in the first six months of fiscal 2024 increased by \$2.8 billion following the previous fiscal year's decrease of \$1.1 billion during the same period, while the share of statewide expenditures to HUB decreased by 0.73 percent in 2024 following the 2023 year-over-year increase of 1.26 percent. Despite this percentage decrease, total expenditures with HUBs increased \$222.6 million year-over-year for the first half of fiscal 2024.

FISCAL YEAR	TOTAL STATEWIDE EXPENDITURES	TOTAL HUB EXPENDITURES	HUB PERCENT
Fiscal 2024 – Semi-Annual	\$16,335,016,745	\$1,891,957,323	11.58%
Fiscal 2023 – Semi-Annual	\$13,566,750,331	\$1,669,390,593	12.31%
Fiscal 2022 – Semi-Annual	\$14,620,241,189	\$1,616,211,160	11.05%

WHO OWNS TEXAS HUBS

ELIGIBLE HUB GROUPS	FISCAL 2024, SEMI-ANNUAL			FISCAL 2023, SEMI-ANNUAL		
	Number of Certified HUBs	Males	Females	Number of Certified HUBs	Males	Females
Asian Pacific American	1,410	905	505	1,326	859	467
Black American	4,600	2,312	2,288	4,356	2,261	2,095
Hispanic American	4,785	3,157	1,628	4,842	3,239	1,603
Native American	247	171	76	243	167	76
Woman*	4,161	0	4,161	4,370	0	4,370
Service-Disabled Veteran**	342	342	0	301	301	0
TOTAL	15,545	6,887	8,658	15,438	6,827	8,611

*The "Woman" category does not include women who are service-disabled veterans or of Asian Pacific American, Black American, Hispanic American and Native American ethnicities.

**The "Service-Disabled Veteran" category does not include women or individuals of Asian Pacific American, Black American, Hispanic American and Native American ethnicities.

Source: Texas Comptroller of Public Accounts.

EXPENDITURES WITH HUB GROUPS

In analyzing the expenditures with HUB groups, in the first half of fiscal 2024 as compared to the first half of fiscal 2023, the total expenditures with HUBs increased by 13.33 percent or \$222,566,727. The overall subcontracting totals regarding the business categories for five out of the six increased by a \$204 million or by 43.96 percent, to a total of \$668,839,637 million.

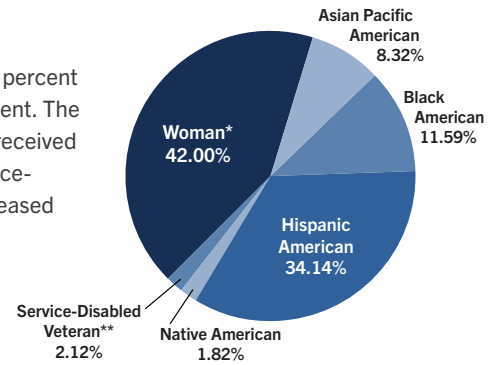
- Building Construction increased 6.62 percent.
- Professional services increased 84.93 percent.
- Heavy Construction increased by 41.19 percent.
- Special Trade increased by 42.49 percent.
- Other Services decreased by 12.09 percent.
- Commodities increased by 6.67 percent.

This was offset slightly by a small decrease in the number of awards to woman-owned HUBs and consequently lower expenditures with this group. Hispanic-owned HUBs received the largest share of expenditures with HUBs.

ELIGIBLE HUB GROUPS	FISCAL 2024, SEMI-ANNUAL		FISCAL 2023, SEMI-ANNUAL	
	Number of Awards	Total HUB Expenditure	Number of Awards	Total HUB Expenditure
Asian Pacific American	247	\$254,056,029	234	\$200,810,197
Black American	344	\$197,948,249	335	\$160,147,949
Hispanic American	1,013	\$722,040,567	986	\$554,562,115
Native American	54	\$37,188,114	53	\$26,875,509
Woman*	1,246	\$668,060,923	1,280	\$717,885,225
Service-Disabled Veteran**	63	\$12,663,438	60	\$9,109,598
TOTAL	2,967	\$1,891,957,320	2,948	\$1,669,390,593


WHO RECEIVES HUB AWARDS?

For the first six months of fiscal 2024, Anglo-American women-owned businesses received 42 percent of the state HUB awards. Hispanic American-owned businesses came in second at 34.14 percent. The awards to Asian American comprised 8.32 percent, while Black American-owned businesses received 11.59 percent; Native American-owned businesses received 1.82 percent of awards and Service-disabled Veteran-owned businesses received 2.12 percent. Total dollars spent with HUBs increased by 13.33 percent or \$222.6 million compared to the first six months for fiscal year 2023.



SUBCONTRACTING

The following chart compares subcontracting spending with HUBs for the first six months of fiscal 2024 and 2023. See chart for subcontracting numbers below.



Note: The number of awards reflected in the table above are those made to vendor ID numbers eligible for HUB credit. Similarly, the percentages reflected in the pie chart above are based on the number of vendor ID numbers eligible for HUB credit.

*The "Woman" category does not include women who are service-disabled veterans or of Asian Pacific American, Black American, Hispanic American and Native American ethnicities.

**The "Service-Disabled Veteran" category does not include women or individuals who are of Asian Pacific American, Black American, Hispanic American and Native American ethnicities.

Source: Texas Comptroller of Public Accounts.

BUSINESS CATEGORIES

In comparing the first half of fiscal 2024 to the first half of fiscal 2023 state spending with HUBs increased in five categories: Heavy Construction, Building Construction, Special Trade, Professional Services and Commodities with the total expenditures in those categories increasing by 20.40 percent or \$2,768,266,414.

Fiscal 2024 – Semi-Annual***

CATEGORY	HUB GOALS*	TOTAL EXPENDITURES	TOTAL HUB EXPENDITURES	HUB PERCENT
Heavy Construction	11.20%	\$4,800,700,471	\$266,121,065	5.54%
Building Construction	21.10%	\$1,456,725,366	\$275,202,031	18.89%
Special Trade	32.90%	\$677,139,937	\$168,285,950	24.85%
Professional Services	23.70%	\$922,164,369	\$253,375,408	25.54%
Other Services	26.00%	\$4,312,747,331	\$515,300,048	11.95%
Commodities	21.10%	\$4,095,539,268	\$413,672,819	10.10%
TOTAL**		\$16,335,016,745	\$1,891,957,324	11.58%

Fiscal 2024 Semi-Annual Statewide HUB Subcontracting Expenditures: \$668,839,637

Fiscal 2023 – Semi-Annual***

CATEGORY	HUB GOALS*	TOTAL EXPENDITURES	TOTAL HUB EXPENDITURES	HUB PERCENT
Heavy Construction	11.20%	\$3,880,786,716	\$249,608,532	6.43%
Building Construction	21.10%	\$920,021,103	\$148,813,367	16.10%
Special Trade	32.90%	\$495,524,111	\$119,189,814	24.05%
Professional Services	23.70%	\$748,747,208	\$177,824,436	23.75%
Other Services	26.00%	\$3,867,128,746	\$586,145,730	15.16%
Commodities	21.10%	\$3,654,542,444	\$387,808,711	10.61%
TOTAL**		\$13,566,750,331	\$1,669,390,593	12.31%

Fiscal 2023 Semi-Annual Statewide HUB Subcontracting Expenditures: \$464,614,760

Fiscal 2022 Annual – Semi-Annual***

CATEGORY	HUB GOALS*	TOTAL EXPENDITURES	TOTAL HUB EXPENDITURES	HUB PERCENT
Heavy Construction	11.20%	\$3,684,035,538	\$192,397,460	5.22%
Building Construction	21.10%	\$1,004,191,882	\$195,567,895	19.48%
Special Trade	32.90%	\$452,033,520	\$105,458,656	23.33%
Professional Services	23.70%	\$577,698,058	\$210,334,718	36.41%
Other Services	26.00%	\$5,575,469,493	\$527,955,554	9.47%
Commodities	21.10%	\$3,326,812,695	\$384,496,874	11.56%
TOTAL**		\$14,620,241,189	\$1,616,211,160	11.05%

Fiscal 2022 Semi-Annual Statewide HUB Subcontracting Expenditures: \$523,582,442

Fiscal 2023 – Annual

CATEGORY	HUB GOALS*	TOTAL EXPENDITURES	TOTAL HUB EXPENDITURES	HUB PERCENT
Heavy Construction	11.20%	\$7,713,373,106	\$216,220,718	6.17%
Building Construction	21.10%	\$2,018,087,961	\$471,402,613	23.85%
Special Trade	32.90%	\$1,030,693,889	\$246,189,751	23.67%
Professional Services	23.70%	\$1,274,440,937	\$315,990,871	25.98%
Other Services	26.00%	\$9,831,454,024	\$1,075,931,181	11.27%
Commodities	21.10%	\$6,951,409,718	\$786,751,023	11.08%
TOTAL**		\$28,819,459,638	\$3,112,486,160	11.83%

* For HUB reporting purposes, expenditures with all HUBs certified at any time during the current fiscal year are counted toward annual HUB procurement usage goals.

** Slight differences in some totals are due to rounding.

*** Total for first six months of fiscal year.

Source: Texas Comptroller of Public Accounts.

SPENDING ON STATEWIDE TERM CONTRACTS

Term contracts are developed to consolidate the needs of multiple agencies, providing a simpler purchasing process for commonly used items and yielding lower prices through higher-volume purchases.

During the first six months of fiscal 2024, \$50.6 million more was spent through term contracts as compared to the first half of fiscal 2023. Overall, the total state spending with HUBs through term contracts increased by \$0.6 million.

Fiscal 2024 – Semi-Annual***

TERM CONTRACTS	HUB GOALS*	TOTAL EXPENDITURES	TOTAL HUB EXPENDITURES	HUB PERCENT
Heavy Construction	11.20%	\$0	\$0	0.00%
Building Construction	21.10%	\$6,235,591	\$233,166	3.74%
Special Trade	32.90%	\$547,531	\$11,552	2.11%
Professional Services	23.70%	\$740,514	\$0	0.00%
Other Services	26.00%	\$18,069,853	\$688,453	3.81%
Commodities	21.10%	\$243,798,655	\$2,898,450	1.19%
TOTAL**		\$269,392,144	\$3,831,621	1.42%

Fiscal 2023 – Semi-Annual***

TERM CONTRACTS	HUB GOALS*	TOTAL EXPENDITURES	TOTAL HUB EXPENDITURES	HUB PERCENT
Heavy Construction	11.20%	\$116,504	\$0.00	0.00%
Building Construction	21.10%	\$2,201,104	\$116,857	5.31%
Special Trade	32.90%	\$133,546	\$0.00	0.00%
Professional Services	23.70%	\$907,125	\$0.00	0.00%
Other Services	26.00%	\$14,286,472	\$202,638	1.42%
Commodities	21.10%	\$201,173,983	\$2,904,624	1.44%
TOTAL**		\$218,818,734	\$3,224,119	1.47%

Fiscal 2022 – Semi-Annual***

TERM CONTRACTS	HUB GOALS*	TOTAL EXPENDITURES	TOTAL HUB EXPENDITURES	HUB PERCENT
Heavy Construction	11.20%	\$56,341	\$0	0%
Building Construction	21.10%	\$784,327	\$342,573	43.68%
Special Trade	32.90%	\$74,791	\$4,025	5.38%
Professional Services	23.70%	\$920,921	\$3,058	0.33%
Other Services	26.00%	\$9,810,053	\$354,188	3.61%
Commodities	21.10%	\$136,383,435	\$3,031,093	2.22%
TOTAL**		\$148,029,868	\$3,734,937	2.52%

Fiscal 2023 – Annual

TERM CONTRACTS	HUB GOALS*	TOTAL EXPENDITURES	TOTAL HUB EXPENDITURES	HUB PERCENT
Heavy Construction	11.20%	\$116,504	\$0	0.00%
Building Construction	21.10%	\$3,343,847	\$388,395	11.62%
Special Trade	32.90%	\$594,786	\$18,262	3.07%
Professional Services	23.70%	\$1,920,978	\$0	0.00%
Other Services	26.00%	\$27,309,464	\$711,887	2.61%
Commodities	21.10%	\$474,228,716	\$4,850,049	1.02%
TOTAL**		\$507,514,295	\$5,968,593	1.18%

* For HUB reporting purposes, expenditures with all HUBs certified at any time during the current fiscal year are counted toward annual HUB procurement usage goals.

** Slight differences in some totals are due to rounding.

*** Total for first six months of fiscal year.

Source: Texas Comptroller of Public Accounts.

SPENDING ON STATEWIDE GROUP PURCHASING

Group purchasing allows institutions of higher education to coordinate their purchases to maximize their purchasing power.

During the first half of fiscal 2024, the statewide group purchases increased by approximately \$113.6 million compared to the first half of fiscal 2023. Total state expenditures with HUBs in group purchasing increased by 50.44 percent (approximately \$28.1 million).

Fiscal 2024 – Semi-Annual***

GROUP PURCHASING	HUB GOALS*	TOTAL EXPENDITURES	TOTAL HUB EXPENDITURES	HUB PERCENT
Heavy Construction	11.20%	\$0	\$0	0.00%
Building Construction	21.10%	\$4,911,919	\$1,410,708	28.72%
Special Trade	32.90%	\$14,088,564	\$4,585,649	32.55%
Professional Services	23.70%	\$1,558,120	\$141	0.01%
Other Services	26.00%	\$56,560,833	\$14,093,911	24.92%
Commodities	21.10%	\$156,618,804	\$49,399,653	31.54%
TOTAL**		\$233,738,240	\$69,490,062	29.73%

Fiscal 2023 – Semi-Annual***

GROUP PURCHASING	HUB GOALS*	TOTAL EXPENDITURES	TOTAL HUB EXPENDITURES	HUB PERCENT
Heavy Construction	11.20%	\$0	\$0	0%
Building Construction	21.10%	\$596,562	\$532,531	89.27%
Special Trade	32.90%	\$7,780,123	\$1,930,885	24.82%
Professional Services	23.70%	\$420,099	\$83	0.02%
Other Services	26.00%	\$21,585,650	\$4,706,259	21.80%
Commodities	21.10%	\$89,804,227	\$34,244,597	38.13%
TOTAL**		\$120,186,661	\$41,414,355	34.46%

Fiscal 2022 – Semi-Annual

GROUP PURCHASING	HUB GOALS*	TOTAL EXPENDITURES	TOTAL HUB EXPENDITURES	HUB PERCENT
Heavy Construction	11.20%	\$0.00	\$0.00	0.00%
Building Construction	21.10%	\$3,632,737	\$732,308	20.16%
Special Trade	32.90%	\$3,600,312	\$1,385,475	38.48%
Professional Services	23.70%	\$448,152	\$2,091	0.47%
Other Services	26.00%	\$49,254,281	\$9,926,708	20.15%
Commodities	21.10%	\$151,015,048	\$43,616,878	28.88%
TOTAL**		\$207,950,530	\$55,663,360	26.77%

Fiscal 2023 – Annual

GROUP PURCHASING	HUB GOALS*	TOTAL EXPENDITURES	TOTAL HUB EXPENDITURES	HUB PERCENT
Heavy Construction	11.20%	\$0	\$0	0%
Building Construction	21.10%	\$10,853,541	\$5,601,684	51.61%
Special Trade	32.90%	\$32,205,035	\$9,236,498	28.68%
Professional Services	23.70%	\$1,136,150	\$19,863	1.75%
Other Services	26.00%	\$74,632,284	\$11,379,475	15.25%
Commodities	21.10%	\$289,466,020	\$69,737,004	24.09%
TOTAL**		\$408,293,030	\$95,974,524	23.51%

* For HUB reporting purposes, expenditures with all HUBs certified at any time during the current fiscal year are counted toward annual HUB procurement usage goals.

** Slight differences in some totals are due to rounding.

***Total for first six months of fiscal year.

Source: Texas Comptroller of Public Accounts

State agencies and higher education institutions are responsible for the accuracy of their self-reported data and are required to confirm that they have reported correct information to the Comptroller's Statewide Procurement Division before the division finalizes the state's semi-annual and annual HUB reports.

Fiscal 2024 Semi-Annual Historically Underutilized Business (HUB) Report TABLE OF CONTENTS

- I. Executive Letter and Summary**
 - II. Statewide Totals**
 - III. Statewide Analysis of Awards**
 - A. Statewide Analysis of Total Awards
 - B. Awards to Certified HUBs by Ethnicity/Gender
 - C. Awards to Certified HUBs by Procurement Category
 - D. Awards to Certified HUBs by Procurement Categories and Object Codes
 - E. Awards to Certified HUBs by Object Codes
 - IV. State Agency Rankings**
 - A. Agencies Spending More than \$25,000 with \$0 Spending With HUBs
 - B. Top Fifty (50) Agencies by Total Expenditures
 - C. Agencies Spending More than \$5 Million
 - D. Agencies Ranked by Total Expenditures
 - V. Statewide Group Purchasing**
 - VI. Statewide Purchases Awarded and Managed by the Texas Comptroller of Public Accounts' Statewide Procurement Division (SPD) and by the Texas Facilities Commission (TFC)**
 - A. Open Market Purchases and Term Contracts (SPD)
 - B. Architectural, Engineering and Construction Projects (TFC)
 - VII. State Agency Expenditure Data**
 - A. Listing of Agencies by Name
 - B. Listing of Agencies by Agency Number
 - C. State Agency Expenditure Data (179 Reporting Agencies)
 - VIII. State Agency Supplemental Reports**
 - A. Number of Businesses Participating in State Bond Issuances (HUB and Non-HUB)
 - B. Number of Bids and/or Proposals Received (HUB and Non-HUB)
 - C. Number of Contracts Awarded (HUB and Non-HUB)
 - D. Supplemental Summary Letters
- Attachment A** -- HUB Report Procurement Categories
Attachment B -- HUB Report Components
Attachment C -- HUB Reporting Procedures

SECTION II - STATEWIDE TOTALS



TEXAS HISTORICALLY UNDERUTILIZED BUSINESS SEMI-ANNUAL HUB REPORT RECEIVED FOR FISCAL YEAR 2024

SECTION II - STATEWIDE TOTALS

Statewide Totals for Heavy Construction Unadjusted Goal is 11.2%

RECORD TYPE	TOTAL EXPENDITURE	TOTAL SPENT WITH HUBs AMOUNT	AMOUNT %	BLACK AMOUNT	AMOUNT %	HISPANIC AMOUNT	AMOUNT %	WOMAN AMOUNT	AMOUNT %	ASIAN PACIFIC AMOUNT	AMOUNT %	NATIVE AMERICAN AMOUNT	AMOUNT %	SERVICE-DISABLED VETERAN AMOUNT	AMOUNT %
T	\$4,951,646,061	\$74,433,233	1.50%	\$12,752,826	0.26%	\$37,913,754	0.77%	\$21,329,513	0.43%	\$2,238,756	0.05%	\$192,382	0.00%	\$6,000	0.00%
N	\$4,825,985	\$596,463	12.36%	\$0	0.00%	\$307,468	6.37%	\$288,995	5.99%	\$0	0.00%	\$0	0.00%	0	0.00%
S	***	\$191,091,367	3.98%	\$13,137,391	0.27%	\$85,113,033	1.77%	\$68,061,389	1.42%	\$10,709,959	0.22%	\$14,069,594	0.29%	0	0.00%
-I	\$155,771,574	\$0	0.00%	\$0	0.00%	\$0	0.00%	\$0	0.00%	\$0	0.00%	\$0	0.00%	0	0.00%
	\$4,800,700,471	\$266,121,065	5.54%	\$25,890,217	0.54%	\$123,334,256	2.57%	\$89,679,898	1.87%	\$12,948,715	0.27%	\$14,261,976	0.30%	\$6,000	0.00%

Statewide Totals for Building Construction Unadjusted Goal is 21.1%

RECORD TYPE	TOTAL EXPENDITURE	TOTAL SPENT WITH HUBs AMOUNT	AMOUNT %	BLACK AMOUNT	AMOUNT %	HISPANIC AMOUNT	AMOUNT %	WOMAN AMOUNT	AMOUNT %	ASIAN PACIFIC AMOUNT	AMOUNT %	NATIVE AMERICAN AMOUNT	AMOUNT %	SERVICE-DISABLED VETERAN AMOUNT	AMOUNT %
T	\$668,106,845	\$34,887,457	5.22%	\$332,149	0.05%	\$21,437,042	3.21%	\$5,355,997	0.80%	\$4,433,504	0.66%	\$2,229,562	0.33%	\$1,099,201	0.16%
N	\$790,168,103	\$51,294,038	6.49%	\$815,998	0.10%	\$36,786,182	4.66%	\$12,010,466	1.52%	\$765,773	0.10%	\$788,123	0.10%	\$127,494	0.02%
S	***	\$189,020,535	13.61%	\$7,670,676	0.55%	\$98,021,984	7.06%	\$76,087,306	5.48%	\$4,770,412	0.34%	\$1,513,899	0.11%	\$956,256	0.07%
-I	\$1,549,583	\$0	0.00%	\$0	0.00%	\$0	0.00%	\$0	0.00%	\$0	0.00%	\$0	0.00%	0	0.00%
	\$1,456,725,366	\$275,202,031	18.89%	\$8,818,824	0.61%	\$156,245,208	10.73%	\$93,453,770	6.42%	\$9,969,690	0.68%	\$4,531,585	0.31%	\$2,182,951	0.15%

Statewide Totals for Special Trade Unadjusted Goal is 32.9%

RECORD TYPE	TOTAL EXPENDITURE	TOTAL SPENT WITH HUBs AMOUNT	AMOUNT %	BLACK AMOUNT	AMOUNT %	HISPANIC AMOUNT	AMOUNT %	WOMAN AMOUNT	AMOUNT %	ASIAN PACIFIC AMOUNT	AMOUNT %	NATIVE AMERICAN AMOUNT	AMOUNT %	SERVICE-DISABLED VETERAN AMOUNT	AMOUNT %
T	\$157,216,460	\$38,964,481	24.78%	\$2,028,038	1.29%	\$18,076,267	11.50%	\$11,159,140	7.10%	\$6,085,547	3.87%	\$1,157,174	0.74%	\$458,312	0.29%
N	\$523,040,405	\$75,125,521	14.36%	\$2,770,583	0.53%	\$41,332,450	7.90%	\$26,116,970	4.99%	\$1,534,534	0.29%	\$3,293,325	0.63%	\$77,656	0.01%
S	***	\$54,195,947	10.45%	\$4,049,156	0.78%	\$17,165,123	3.31%	\$30,468,600	5.87%	\$1,289,772	0.25%	\$780,149	0.15%	\$443,145	0.09%
-I	\$3,116,928	\$0	0.00%	\$0	0.00%	\$0	0.00%	\$0	0.00%	\$0	0.00%	\$0	0.00%	0	0.00%
	\$677,139,937	\$168,285,950	24.85%	\$8,847,778	1.31%	\$76,573,842	11.31%	\$67,744,710	10.00%	\$8,909,854	1.32%	\$5,230,649	0.77%	\$979,114	0.14%

*** = DOLLARS REPORTED BUT NOT SHOWN IN THESE COLUMNS.

T = TREASURY, N = NON_TREASURY, S = SUBCONTRACTOR FUNDS & PROCUREMENT CARD HUB PURCHASES, TC = TERM CONTRACT, I = INTER GOVERNMENTAL PAYMENTS



TEXAS HISTORICALLY UNDERUTILIZED BUSINESS SEMI-ANNUAL HUB REPORT RECEIVED FOR FISCAL YEAR 2024

SECTION II - STATEWIDE TOTALS

Statewide Totals for Professional Services Unadjusted Goal is 23.7%

RECORD TYPE	TOTAL EXPENDITURE	TOTAL SPENT WITH HUBs AMOUNT	AMOUNT %	BLACK AMOUNT	AMOUNT %	HISPANIC AMOUNT	AMOUNT %	WOMAN AMOUNT	AMOUNT %	ASIAN PACIFIC AMOUNT	AMOUNT %	NATIVE AMERICAN AMOUNT	AMOUNT %	SERVICE-DISABLED VETERAN AMOUNT	AMOUNT %
T	\$843,810,917	\$107,173,119	12.70%	\$2,171,584	0.26%	\$55,649,953	6.60%	\$27,512,483	3.26%	\$20,625,633	2.44%	\$1,166,718	0.14%	\$46,745	0.01%
N	\$164,672,680	\$6,782,076	4.12%	\$242,482	0.15%	\$4,965,027	3.02%	\$1,220,744	0.74%	\$334,330	0.20%	\$0	0.00%	\$19,491	0.01%
S	***	\$139,420,212	16.16%	\$10,277,776	1.19%	\$59,503,598	6.90%	\$32,925,103	3.82%	\$27,266,439	3.16%	\$6,633,140	0.77%	\$2,814,154	0.33%
-I	\$16,319,229	\$0	0.00%	\$0	0.00%	\$0	0.00%	\$0	0.00%	\$0	0.00%	\$0	0.00%	0	0.00%
	\$992,164,369	\$253,375,408	25.54%	\$12,691,843	1.28%	\$120,118,579	12.11%	\$61,658,331	6.21%	\$48,226,403	4.86%	\$7,799,859	0.79%	\$2,880,391	0.29%

Statewide Totals for Other Services Unadjusted Goal is 26%

RECORD TYPE	TOTAL EXPENDITURE	TOTAL SPENT WITH HUBs AMOUNT	AMOUNT %	BLACK AMOUNT	AMOUNT %	HISPANIC AMOUNT	AMOUNT %	WOMAN AMOUNT	AMOUNT %	ASIAN PACIFIC AMOUNT	AMOUNT %	NATIVE AMERICAN AMOUNT	AMOUNT %	SERVICE-DISABLED VETERAN AMOUNT	AMOUNT %
T	\$3,141,314,657	\$319,919,591	10.18%	\$10,743,401	0.34%	\$56,457,627	1.80%	\$151,332,806	4.82%	\$96,958,387	3.09%	\$3,665,160	0.12%	\$762,209	0.02%
N	\$1,375,088,015	\$118,643,171	8.63%	\$15,682,290	1.14%	\$37,282,157	2.71%	\$44,676,737	3.25%	\$18,882,479	1.37%	\$313,632	0.02%	\$1,805,872	0.13%
S	***	\$76,737,285	2.92%	\$10,045,896	0.38%	\$16,702,277	0.63%	\$39,957,971	1.52%	\$9,464,685	0.36%	\$308,269	0.01%	\$258,185	0.01%
-I	\$203,655,341	\$0	0.00%	\$0	0.00%	\$0	0.00%	\$0	0.00%	\$0	0.00%	\$0	0.00%	0	0.00%
	\$4,312,747,331	\$515,300,048	11.95%	\$36,471,588	0.85%	\$110,442,062	2.56%	\$235,967,515	5.47%	\$125,305,552	2.91%	\$4,287,062	0.10%	\$2,826,267	0.07%

Statewide Totals for Commodity Purchasing Unadjusted Goal is 21.1%

RECORD TYPE	TOTAL EXPENDITURE	TOTAL SPENT WITH HUBs AMOUNT	AMOUNT %	BLACK AMOUNT	AMOUNT %	HISPANIC AMOUNT	AMOUNT %	WOMAN AMOUNT	AMOUNT %	ASIAN PACIFIC AMOUNT	AMOUNT %	NATIVE AMERICAN AMOUNT	AMOUNT %	SERVICE-DISABLED VETERAN AMOUNT	AMOUNT %
T	\$1,216,066,650	\$112,701,746	9.27%	\$17,315,732	1.42%	\$23,076,698	1.90%	\$47,820,655	3.93%	\$23,651,690	1.94%	\$736,232	0.06%	\$100,738	0.01%
N	\$2,969,364,225	\$282,596,784	9.52%	\$82,557,511	2.78%	\$107,987,528	3.64%	\$63,661,189	2.14%	\$24,446,332	0.82%	\$268,241	0.01%	\$3,675,980	0.12%
S	***	\$18,374,288	1.27%	\$5,354,753	0.37%	\$4,262,390	0.29%	\$8,074,852	0.56%	\$597,790	0.04%	\$72,506	0.00%	\$11,995	0.00%
-I	\$89,891,607	\$0	0.00%	\$0	0.00%	\$0	0.00%	\$0	0.00%	\$0	0.00%	\$0	0.00%	0	0.00%
	\$4,095,539,268	\$413,672,819	10.10%	\$105,227,996	2.57%	\$135,326,617	3.30%	\$119,556,697	2.92%	\$48,695,813	1.19%	\$1,076,980	0.03%	\$3,788,714	0.09%

*** = DOLLARS REPORTED BUT NOT SHOWN IN THESE COLUMNS.

T = TREASURY, N = NON_TREASURY, S = SUBCONTRACTOR FUNDS & PROCUREMENT CARD HUB PURCHASES, TC = TERM CONTRACT, I = INTER GOVERNMENTAL PAYMENTS



TEXAS HISTORICALLY UNDERUTILIZED BUSINESS SEMI-ANNUAL HUB REPORT RECEIVED FOR FISCAL YEAR 2024

SECTION II - STATEWIDE TOTALS

Statewide Grand Total Expenditures

RECORD TYPE	TOTAL EXPENDITURE	TOTAL SPENT WITH HUBs AMOUNT	AMOUNT %	BLACK AMOUNT	AMOUNT %	HISPANIC AMOUNT	AMOUNT %	WOMAN AMOUNT	AMOUNT %	ASIAN PACIFIC AMOUNT	AMOUNT %	NATIVE AMERICAN AMOUNT	AMOUNT %	SERVICE-DISABLED VETERAN AMOUNT	AMOUNT %
T	\$10,978,161,594	\$688,079,630	6.27%	\$45,343,732	0.41%	\$212,611,343	1.94%	\$264,510,596	2.41%	\$153,993,520	1.40%	\$9,147,231	0.08%	\$2,473,206	0.02%
N	\$5,827,159,415	\$535,038,055	9.18%	\$102,068,866	1.75%	\$228,660,814	3.92%	\$147,975,104	2.54%	\$45,963,450	0.79%	\$4,663,323	0.08%	\$5,706,495	0.10%
S	***	\$668,839,637	5.74%	\$50,535,649	0.43%	\$280,768,409	2.41%	\$255,575,223	2.19%	\$54,099,058	0.46%	\$23,377,559	0.20%	\$4,483,736	0.04%
-I	\$470,304,264	\$0	0.00%	\$0	0.00%	\$0	0.00%	\$0	0.00%	\$0	0.00%	\$0	0.00%	0	0.00%
	\$16,335,016,745	\$1,891,957,323	11.58%	\$197,948,249	1.21%	\$722,040,567	4.42%	\$668,060,923	4.09%	\$254,056,029	1.56%	\$37,188,114	0.23%	\$12,663,438	0.08%

*** = DOLLARS REPORTED BUT NOT SHOWN IN THESE COLUMNS.

T = TREASURY, N = NON_TREASURY, S = SUBCONTRACTOR FUNDS & PROCUREMENT CARD HUB PURCHASES, TC = TERM CONTRACT, I = INTER GOVERNMENTAL PAYMENTS

SECTION III - STATEWIDE ANALYSIS OF AWARDS



TEXAS HISTORICALLY UNDERUTILIZED BUSINESS (HUB) SEMI-ANNUAL REPORT RECEIVED FOR FISCAL YEAR 2024

SECTION III - STATEWIDE ANALYSIS OF AWARDS

STATEWIDE ANALYSIS OF TOTAL AWARDS

TOTAL # OF RECEIVING AWARDS	TOTAL AWARDS	NON HUB VIDS RECEIVING AWARDS / %	NON HUB DOLLARS / %	HUB VIDS RECEIVING AWARDS / %	HUB DOLLARS / %
59,206	\$16,335,016,745	56,239 / 94.99%	\$15,111,899,059 / 92.51%	2,967 / 5.01%	\$1,891,957,324 / 11.58%

STATEWIDE ANALYSIS OF AWARDS TO VIDS ELIGIBLE FOR HUB CREDIT BY HUB CATEGORY**

CERTIFIED HUB GROUP	# OF VIDS ELIGIBLE / %	# OF MALES / %	# OF FEMALES / %	TOTAL # OF HUB VIDS RECEIVING AWARDS / %	TOTAL DOLLAR AMOUNT AWARDED TO HUB VIDS / %
ASIAN PACIFIC	1,410 / 9.07%	905 / 13.14%	505 / 5.83%	247 / 8.32%	\$254,056,030 / 13.43%
BLACK	4,600 / 29.59%	2,312 / 33.57%	2,288 / 26.43%	344 / 11.59%	\$197,948,249 / 10.46%
HISPANIC	4,785 / 30.78%	3,157 / 45.84%	1,628 / 18.80%	1,013 / 34.14%	\$722,040,568 / 38.16%
NATIVE AMERICAN	247 / 1.59%	171 / 2.48%	76 / 0.88%	54 / 1.82%	\$37,188,115 / 1.97%
WOMAN OWNED	4,161 / 26.77%	0 / 0.00%	4,161 / 48.06%	1,246 / 42.00%	\$668,060,924 / 35.31%
SERVICE-DISABLED VETERAN	342 / 2.20%	342 / 4.97%	0 / 0.00%	63 / 2.12%	\$12,663,439 / 0.67%
TOTAL:	15,545 / 100%	6,887 / 100%	8,658 / 100%	2,967 / 100%	\$1,891,957,324 / 100%

** THE ANALYSIS IS BASED ON THE TOTAL # OF VENDOR ID's ELIGIBLE TO RECEIVE HUB CREDIT. (FEDERAL STATUTES ALLOW SOLE PROPRIETORSHIPS ENTITIES TO HOLD UP TO FOUR VID BUSINESSES WITHIN ONE TAX REPORT.) TOTAL # OF CERTIFIED HUBS FOR THIS REPORT PERIOD OF FY 2024 IS 15,509.



TEXAS HISTORICALLY UNDERUTILIZED BUSINESS (HUB) SEMI-ANNUAL REPORT RECEIVED FOR FISCAL YEAR 2024

SECTION III - STATEWIDE ANALYSIS OF AWARDS

STATEWIDE ANALYSIS OF AWARDS TO VIDS ELIGIBLE FOR HUB CREDIT BY PROCUREMENT CATEGORY**

HEAVY CONSTRUCTION

CERTIFIED HUB GROUP FOR HUB CREDIT	# OF MALES / %	# OF FEMALES / %	TOTAL # OF HUB VIDS RECEIVING AWARDS / %	TOTAL AMOUNT AWARDED TO HUB VIDS / %
ASIAN PACIFIC	12 / 9.23 %	1 / 0.83 %	13 / 5.18%	\$12,948,716 / 4.87%
BLACK	23 / 17.69 %	12 / 9.92 %	35 / 13.94%	\$25,890,218 / 9.73%
HISPANIC	88 / 67.69 %	25 / 20.66 %	113 / 45.02%	\$123,334,257 / 46.35%
NATIVE AMERICAN	6 / 4.62 %	1 / 0.83 %	7 / 2.79%	\$14,261,977 / 5.36%
SERVICE-DISABLED VETERAN	1 / 0.77 %	0 / 0.00 %	1 / 0.40%	\$6,000 / 0.00%
WOMAN OWNED	0 / 0.00 %	82 / 67.77 %	82 / 32.67%	\$89,679,898 / 33.70%
	130 / 100%	121 / 100%	251 / 100%	\$266,121,066 / 100%

BUILDING CONSTRUCTION

CERTIFIED HUB GROUP FOR HUB CREDIT	# OF MALES / %	# OF FEMALES / %	TOTAL # OF HUB VIDS RECEIVING AWARDS / %	TOTAL AMOUNT AWARDED TO HUB VIDS / %
ASIAN PACIFIC	28 / 9.21 %	10 / 2.86 %	38 / 5.81%	\$9,969,690 / 3.62%
BLACK	44 / 14.47 %	9 / 2.57 %	53 / 8.10%	\$8,818,824 / 3.20%
HISPANIC	206 / 67.76 %	60 / 17.14 %	266 / 40.67%	\$156,245,209 / 56.77%
NATIVE AMERICAN	14 / 4.61 %	1 / 0.29 %	15 / 2.29%	\$4,531,586 / 1.65%
SERVICE-DISABLED VETERAN	12 / 3.95 %	0 / 0.00 %	12 / 1.83%	\$2,182,952 / 0.79%
WOMAN OWNED	0 / 0.00 %	270 / 77.14 %	270 / 41.28%	\$93,453,770 / 33.96%
	304 / 100%	350 / 100%	654 / 100%	\$275,202,031 / 100%



TEXAS HISTORICALLY UNDERUTILIZED BUSINESS (HUB) SEMI-ANNUAL REPORT RECEIVED FOR FISCAL YEAR 2024

SECTION III - STATEWIDE ANALYSIS OF AWARDS

SPECIAL TRADE

CERTIFIED HUB GROUP FOR HUB CREDIT	# OF MALES / %	# OF FEMALES / %	TOTAL # OF HUB VIDS RECEIVING AWARDS / %	TOTAL AMOUNT AWARDED TO HUB VIDS / %
ASIAN PACIFIC	19 / 6.48 %	6 / 1.53 %	25 / 3.65%	\$8,909,855 / 5.29%
BLACK	47 / 16.04 %	10 / 2.55 %	57 / 8.32%	\$8,847,779 / 5.26%
HISPANIC	201 / 68.60 %	67 / 17.09 %	268 / 39.12%	\$76,573,843 / 45.50%
NATIVE AMERICAN	11 / 3.75 %	2 / 0.51 %	13 / 1.90%	\$5,230,650 / 3.11%
SERVICE-DISABLED VETERAN	15 / 5.12 %	0 / 0.00 %	15 / 2.19%	\$979,114 / 0.58%
WOMAN OWNED	0 / 0.00 %	307 / 78.32 %	307 / 44.82%	\$67,744,711 / 40.26%
	293 / 100%	392 / 100%	685 / 100%	\$168,285,951 / 100%

PROFESSIONAL SERVICES

CERTIFIED HUB GROUP FOR HUB CREDIT	# OF MALES / %	# OF FEMALES / %	TOTAL # OF HUB VIDS RECEIVING AWARDS / %	TOTAL AMOUNT AWARDED TO HUB VIDS / %
ASIAN PACIFIC	45 / 23.08 %	17 / 8.72 %	62 / 15.90%	\$48,226,403 / 19.03%
BLACK	23 / 11.79 %	16 / 8.21 %	39 / 10.00%	\$12,691,843 / 5.01%
HISPANIC	116 / 59.49 %	26 / 13.33 %	142 / 36.41%	\$120,118,580 / 47.41%
NATIVE AMERICAN	4 / 2.05 %	0 / 0.00 %	4 / 1.03%	\$7,799,859 / 3.08%
SERVICE-DISABLED VETERAN	7 / 3.59 %	0 / 0.00 %	7 / 1.79%	\$2,880,391 / 1.14%
WOMAN OWNED	0 / 0.00 %	136 / 69.74 %	136 / 34.87%	\$61,658,332 / 24.33%
	195 / 100%	195 / 100%	390 / 100%	\$253,375,408 / 100%



TEXAS HISTORICALLY UNDERUTILIZED BUSINESS (HUB) SEMI-ANNUAL REPORT RECEIVED FOR FISCAL YEAR 2024

SECTION III - STATEWIDE ANALYSIS OF AWARDS

OTHER SERVICES

CERTIFIED HUB GROUP FOR HUB CREDIT	# OF MALES / %	# OF FEMALES / %	TOTAL # OF HUB VIDS RECEIVING AWARDS / %	TOTAL AMOUNT AWARDED TO HUB VIDS / %
ASIAN PACIFIC	93 / 16.20 %	49 / 4.67 %	142 / 8.75%	\$125,305,552 / 24.32%
BLACK	119 / 20.73 %	70 / 6.67 %	189 / 11.65%	\$36,471,589 / 7.08%
HISPANIC	308 / 53.66 %	171 / 16.30 %	479 / 29.51%	\$110,442,062 / 21.43%
NATIVE AMERICAN	19 / 3.31 %	5 / 0.48 %	24 / 1.48%	\$4,287,062 / 0.83%
SERVICE-DISABLED VETERAN	35 / 6.10 %	0 / 0.00 %	35 / 2.16%	\$2,826,267 / 0.55%
WOMAN OWNED	0 / 0.00 %	754 / 71.88 %	754 / 46.46%	\$235,967,515 / 45.79%
	574 / 100%	1,049 / 100%	1,623 / 100%	\$515,300,048 / 100%

COMMODITY PURCHASING

CERTIFIED HUB GROUP FOR HUB CREDIT	# OF MALES / %	# OF FEMALES / %	TOTAL # OF HUB VIDS RECEIVING AWARDS / %	TOTAL AMOUNT AWARDED TO HUB VIDS / %
ASIAN PACIFIC	54 / 15.56 %	23 / 3.44 %	77 / 7.59%	\$48,695,813 / 11.77%
BLACK	67 / 19.31 %	34 / 5.09 %	101 / 9.95%	\$105,227,996 / 25.44%
HISPANIC	190 / 54.76 %	92 / 13.77 %	282 / 27.78%	\$135,326,618 / 32.71%
NATIVE AMERICAN	14 / 4.03 %	6 / 0.90 %	20 / 1.97%	\$1,076,981 / 0.26%
SERVICE-DISABLED VETERAN	22 / 6.34 %	0 / 0.00 %	22 / 2.17%	\$3,788,714 / 0.92%
WOMAN OWNED	0 / 0.00 %	513 / 76.80 %	513 / 50.54%	\$119,556,698 / 28.90%
	347 / 100%	668 / 100%	1,015 / 100%	\$413,672,820 / 100%

** THE ANALYSIS IS BASED ON THE TOTAL # OF VENDOR ID'S ELIGIBLE TO RECEIVE HUB CREDIT. (FEDERAL STATUTES ALLOW SOLE PROPRIETORSHIPS ENTITIES TO HOLD UP TO FOUR VID BUSINESSES WITHIN ONE TAX REPORT.) TOTAL # OF CERTIFIED HUBS FOR THIS REPORT PERIOD OF FY 2024 IS 15,509.

- **AWARDS TO CERTIFIED HUBS BY PROCUREMENT CATEGORIES AND OBJECT CODES**



TEXAS HISTORICALLY UNDERUTILIZED BUSINESS (HUB) SEMI-ANNUAL REPORT RECEIVED FOR FISCAL YEAR 2024

SECTION III - STATEWIDE ANALYSIS OF AWARDS TO CERTIFIED HUBS BY PROCUREMENT CATEGORIES AND OBJECT CODES

CATEGORY	OBJECT CODE	DESCRIPTION	TOTAL EXPENDITURES / %	TOTAL SPENT W/ CERTIFIED HUBS / %
HEAVY CONSTRUCTION	7270	INFRASTRUCTURE MAINT/REPAIR EXPENSED	\$429,306,944 / 2.63%	\$22,974,360 / 1.21%
HEAVY CONSTRUCTION	7347	CONSTRUCT. IN PROGRESS-HWY NET. CAP.	\$4,365,350,215 / 26.72%	\$242,733,788 / 12.83%
HEAVY CONSTRUCTION	7356	REAL PROP. INFRASTRUCT.- CAPITALIZED	\$6,043,175 / 0.04%	\$412,918 / 0.02%
HEAVY CONSTRUCTION	7358	INFRASTRUCT. PRESERV. COSTS-EXPENSED	\$138 / 0.00%	0 / 0%
		TOTAL FOR HEAVY CONSTRUCTION:	\$4,800,700,472 / 29.39 %	\$266,121,066 / 14.07 %
BUILDING CONSTRUCTION	7336	FACILITIES AND OTHER IMPROV. CAP.	\$12,640,929 / 0.08%	\$2,038,706 / 0.11%
BUILDING CONSTRUCTION	7340	REAL PROPERTY AND IMPROVEMENTS EXP.	\$49,489,993 / 0.30%	\$12,357,147 / 0.65%
BUILDING CONSTRUCTION	7341	REAL PROPERTY BUILDINGS CAPITALIZED	\$1,394,594,445 / 8.54%	\$260,806,177 / 13.78%
		TOTAL FOR BUILDING CONSTRUCTION:	\$1,456,725,367 / 8.92 %	\$275,202,031 / 14.55 %
SPECIAL TRADE	7266	MAINT. REPAIR-BUILDINGS EXPENSED	\$387,200,483 / 2.37%	\$85,761,692 / 4.53%
SPECIAL TRADE	7338	FACILITIES OTHER IMPROV/MAINT/REP.	\$93,084,652 / 0.57%	\$16,321,117 / 0.86%
SPECIAL TRADE	7343	BUILDING IMPROVEMENTS CAPITALIZED	\$139,003,323 / 0.85%	\$52,063,155 / 2.75%
SPECIAL TRADE	7344	LEASEHOLD IMPROVEMENTS CAPITALIZED	\$734,309 / 0.00%	\$7,310 / 0.00%
SPECIAL TRADE	7346	LAND IMPROVEMENTS CAPITALIZED	\$54,877,604 / 0.34%	\$13,946,797 / 0.74%
SPECIAL TRADE	7354	LEASEHOLD IMPROVEMENTS - EXPENSED	\$2,239,568 / 0.01%	\$185,879 / 0.01%
		TOTAL FOR SPECIAL TRADE:	\$677,139,937 / 4.15 %	\$168,285,951 / 8.89 %
PROFESSIONAL SERVICES	7245	FINANCIAL AND ACCOUNTING SERV	\$50,211,120 / 0.31%	\$3,438,119 / 0.18%
PROFESSIONAL SERVICES	7248	MEDICAL SERVICES	\$94,726,963 / 0.58%	\$1,988,841 / 0.11%
PROFESSIONAL SERVICES	7256	ARCHITECTURAL/ENGINEERING SERV	\$847,226,286 / 5.19%	\$247,948,448 / 13.11%
		TOTAL FOR PROFESSIONAL SERVICES:	\$992,164,369 / 6.07 %	\$253,375,408 / 13.39 %



TEXAS HISTORICALLY UNDERUTILIZED BUSINESS (HUB) SEMI-ANNUAL REPORT RECEIVED FOR FISCAL YEAR 2024

SECTION III - STATEWIDE ANALYSIS OF AWARDS TO CERTIFIED HUBS BY PROCUREMENT CATEGORIES AND OBJECT CODES

CATEGORY	OBJECT CODE	DESCRIPTION	TOTAL EXPENDITURES / %	TOTAL SPENT W/ CERTIFIED HUBS / %
OTHER SERVICES	7204	INSURANCE PREMIUNS AND DEDUCTIBLES	\$49,821,887 / 0.31%	\$165,878 / 0.01%
OTHER SERVICES	7206	SERVICE FEE PAID TO THE LOTTERY OPER	\$84,324,919 / 0.52%	\$5,077,220 / 0.27%
OTHER SERVICES	7211	AWARDS	\$7,569,631 / 0.05%	\$458,180 / 0.02%
OTHER SERVICES	7216	INS PREM-APP BY BD OF INS AG	\$583,637 / 0.00%	0 / 0%
OTHER SERVICES	7218	PUBLICATIONS	\$5,677,032 / 0.03%	\$188,291 / 0.01%
OTHER SERVICES	7239	CONSULTANT SERVICES-APP BY GOV OFFIC	\$57,006 / 0.00%	0 / 0%
OTHER SERVICES	7240	CONSULTANT SERVICES - OTHER	\$51,977,560 / 0.32%	\$2,515,250 / 0.13%
OTHER SERVICES	7242	CONSULTANT SERVICES - COMPUTER	\$27,468,452 / 0.17%	\$3,329,805 / 0.18%
OTHER SERVICES	7243	EDUCATIONAL/TRAINING SERVICES	\$30,092,070 / 0.18%	\$1,159,944 / 0.06%
OTHER SERVICES	7249	VETERINARY SERVICES	\$1,219,974 / 0.01%	\$3,550 / 0.00%
OTHER SERVICES	7253	OTHER PROFESSIONAL SERVICES	\$1,176,255,550 / 7.20%	\$95,818,558 / 5.06%
OTHER SERVICES	7255	INVESTMENT COUNSELING SERVICES	\$4,142,965 / 0.03%	\$16,191 / 0.00%
OTHER SERVICES	7257	LEGAL SVCS-APP BY OFC ADM HEARINGS	\$3,964 / 0.00%	\$3,814 / 0.00%
OTHER SERVICES	7258	LEGAL SERVICES	\$37,956,386 / 0.23%	\$347,433 / 0.02%
OTHER SERVICES	7262	MAINT/REPAIR COMPUTER SOFTWARE EXP.	\$243,072,757 / 1.49%	\$60,992,601 / 3.22%
OTHER SERVICES	7263	MAINTENANCE REPAIR-AIRCRAFT EXP.	\$2,838,864 / 0.02%	\$118,526 / 0.01%
OTHER SERVICES	7267	MAINT REPAIR-COMPUTER EQUIP EXP.	\$45,297,910 / 0.28%	\$15,048,087 / 0.80%
OTHER SERVICES	7271	LAND MAINT. REPAIR - GROUNDS EXP.	\$16,587,914 / 0.10%	\$3,300,843 / 0.17%
OTHER SERVICES	7272	HAZARDOUS WASTE DISPOSAL SERVS	\$15,458,651 / 0.09%	\$2,396,493 / 0.13%
OTHER SERVICES	7273	REPRODUCTION PRINTING SERVS	\$67,223,428 / 0.41%	\$6,708,388 / 0.35%
OTHER SERVICES	7274	TEMPORARY EMPLOYMENT AGENCIES	\$74,282,230 / 0.45%	\$34,828,283 / 1.84%
OTHER SERVICES	7275	COMPUTER PROGRAMMING SERVICES	\$471,552,186 / 2.89%	\$153,056,469 / 8.09%
OTHER SERVICES	7276	COMMUNICATION SERVICES	\$140,857,765 / 0.86%	\$4,797,164 / 0.25%
OTHER SERVICES	7277	CLEANING SERVICES	\$58,726,298 / 0.36%	\$14,675,750 / 0.78%



TEXAS HISTORICALLY UNDERUTILIZED BUSINESS (HUB) SEMI-ANNUAL REPORT RECEIVED FOR FISCAL YEAR 2024

SECTION III - STATEWIDE ANALYSIS OF AWARDS TO CERTIFIED HUBS BY PROCUREMENT CATEGORIES AND OBJECT CODES

CATEGORY	OBJECT CODE	DESCRIPTION	TOTAL EXPENDITURES / %	TOTAL SPENT W/ CERTIFIED HUBS / %
OTHER SERVICES	7281	ADVERTISING SERVICES	\$108,107,967 / 0.66%	\$27,706,044 / 1.46%
OTHER SERVICES	7284	DATA PROCESSING SERVICES	\$11,245,041 / 0.07%	\$841,016 / 0.04%
OTHER SERVICES	7286	FREIGHT/DELIVERY SERVICES	\$27,308,842 / 0.17%	\$4,128,228 / 0.22%
OTHER SERVICES	7299	PURCHASED CONTRACTED SERVICES	\$1,333,580,449 / 8.16%	\$64,695,721 / 3.42%
OTHER SERVICES	7337	FACILITIES OTHER IMPROV/CAP. LEASE	\$36,062 / 0.00%	\$15,861 / 0.00%
OTHER SERVICES	7350	BUILDINGS - CAPITAL LEASE	\$374,470 / 0.00%	0 / 0%
OTHER SERVICES	7366	PERSONAL PROPERTY - CAPITAL LEASE	\$10,075 / 0.00%	0 / 0%
OTHER SERVICES	7367	PERSONAL PROP. MAINT. REPAIR-EXP	\$133,513,713 / 0.82%	\$8,191,980 / 0.43%
OTHER SERVICES	7368	MAINT. REPAIR-MOTOR VEHICLES-EXP.	\$29,233,366 / 0.18%	\$993,846 / 0.05%
OTHER SERVICES	7514	TELECOMM.- MAINTENANCE REPAIR EXP.	\$6,641,410 / 0.04%	\$2,879,120 / 0.15%
OTHER SERVICES	7516	TELECOMMS - OTHER SERVICE CHARGES	\$33,732,499 / 0.21%	\$271,507 / 0.01%
OTHER SERVICES	7526	WASTE DISPOSAL	\$15,914,402 / 0.10%	\$570,008 / 0.03%
		TOTAL FOR OTHER SERVICES:	\$4,312,747,331 / 26.40 %	\$515,300,048 / 27.24 %
COMMODITY PURCHASING	7300	CONSUMABLES	\$223,595,286 / 1.37%	\$52,092,100 / 2.75%
COMMODITY PURCHASING	7304	FUELS LUBRICANTS - OTHER	\$62,907,455 / 0.39%	\$6,216,904 / 0.33%
COMMODITY PURCHASING	7307	FUELS LUBRICANTS - AIRCRAFT	\$1,025,198 / 0.01%	\$453 / 0.00%
COMMODITY PURCHASING	7309	PROMOTIONAL ITEMS	\$9,269,144 / 0.06%	\$2,773,194 / 0.15%
COMMODITY PURCHASING	7310	CHEMICAL AND GASES	\$88,326,999 / 0.54%	\$12,224,033 / 0.65%
COMMODITY PURCHASING	7312	MEDICAL SUPPLIES	\$1,741,583,498 / 10.66%	\$14,298,575 / 0.76%
COMMODITY PURCHASING	7315	FOOD PURCHASED BY THE STATE	\$37,823,491 / 0.23%	\$1,355,392 / 0.07%
COMMODITY PURCHASING	7316	FOOD PURCH FOR WARDS OF STATE	\$70,339,729 / 0.43%	\$1,621,949 / 0.09%
COMMODITY PURCHASING	7322	PERSONAL ITEMS-WARDS OF THE STATE	\$4,465,092 / 0.03%	\$186,101 / 0.01%
COMMODITY PURCHASING	7324	CREDIT CARD PURCH-CLIENTS/WARDS ST.	\$2,381,797 / 0.01%	\$243 / 0.00%



TEXAS HISTORICALLY UNDERUTILIZED BUSINESS (HUB) SEMI-ANNUAL REPORT RECEIVED FOR FISCAL YEAR 2024

SECTION III - STATEWIDE ANALYSIS OF AWARDS TO CERTIFIED HUBS BY PROCUREMENT CATEGORIES AND OBJECT CODES

CATEGORY	OBJECT CODE	DESCRIPTION	TOTAL EXPENDITURES / %	TOTAL SPENT W/ CERTIFIED HUBS / %
COMMODITY PURCHASING	7325	SERVICES FOR WARDS OF THE STATE	\$19,616,163 / 0.12%	\$889,699 / 0.05%
COMMODITY PURCHASING	7328	SUPPLY/MATERIAL-AGRIC,CONST,HARDWARE	\$193,494,739 / 1.18%	\$13,444,259 / 0.71%
COMMODITY PURCHASING	7330	PARTS - FURNISHINGS EQUIPMT	\$55,539,145 / 0.34%	\$6,736,374 / 0.36%
COMMODITY PURCHASING	7331	PLANTS	\$1,439,841 / 0.01%	\$253,179 / 0.01%
COMMODITY PURCHASING	7333	FABRICS AND LINENS	\$6,922,254 / 0.04%	\$300,252 / 0.02%
COMMODITY PURCHASING	7334	FURNISHINGS EQUIP OTHER - EXPENSED	\$193,756,924 / 1.19%	\$51,500,553 / 2.72%
COMMODITY PURCHASING	7335	PARTS - COMPUT. EQUIP. - EXPENSED	\$25,309,625 / 0.15%	\$13,677,982 / 0.72%
COMMODITY PURCHASING	7351	PASSENGER CARS - CAPITAL LEASE	\$10,597 / 0.00%	0 / 0%
COMMODITY PURCHASING	7352	OTHER MOTOR VEHICLES - CAPITAL LEASE	\$10,489 / 0.00%	0 / 0%
COMMODITY PURCHASING	7361	PERSONAL PROPERTY - CAPITALIZED	\$740,888 / 0.00%	\$40,510 / 0.00%
COMMODITY PURCHASING	7365	PERSONAL PROPERTY BOATS CAPITALIZED	\$1,042,667 / 0.01%	0 / 0%
COMMODITY PURCHASING	7371	PASSENGER CARS - CAPITALIZED	\$10,104,800 / 0.06%	\$211,993 / 0.01%
COMMODITY PURCHASING	7372	OTHER MOTOR VEHICLES - CAPITALIZED	\$110,252,088 / 0.67%	\$3,151,536 / 0.17%
COMMODITY PURCHASING	7373	FURNISHINGS EQUIPMENT-CAPITALIZED	\$411,878,223 / 2.52%	\$48,281,090 / 2.55%
COMMODITY PURCHASING	7374	FURNISHINGS EQUIPMENT CONTROLLED	\$17,308,231 / 0.11%	\$3,636,816 / 0.19%
COMMODITY PURCHASING	7375	PERSONAL PROP. AIRCRAFT-CAPITALIZED	\$11,105,504 / 0.07%	0 / 0%
COMMODITY PURCHASING	7376	FURNISHINGS EQUIPT.- CAPITAL LEASE	\$10,271,545 / 0.06%	\$10,670 / 0.00%
COMMODITY PURCHASING	7377	COMPUTER EQUIPMENT - EXPENSED	\$30,464,496 / 0.19%	\$17,982,339 / 0.95%
COMMODITY PURCHASING	7378	COMPUTER EQUIPMENT - CONTROLLED	\$54,947,792 / 0.34%	\$37,961,367 / 2.01%
COMMODITY PURCHASING	7379	COMPUTER EQUIPMENT - CAPITALIZED	\$60,462,730 / 0.37%	\$37,302,123 / 1.97%
COMMODITY PURCHASING	7380	COMPUTER SOFTWARE - EXPENSED	\$182,854,922 / 1.12%	\$26,500,588 / 1.40%
COMMODITY PURCHASING	7384	PERSONAL PROP. ANIMALS - EXPENSED	\$13,009,879 / 0.08%	\$169,993 / 0.01%
COMMODITY PURCHASING	7385	COMPUTER EQUIPMENT - CAPITAL LEASE	\$1,327,466 / 0.01%	\$200,716 / 0.01%
COMMODITY PURCHASING	7386	PERSONAL PROP. ANIMALS - CAPITALIZED	\$445,673 / 0.00%	\$30,000 / 0.00%



TEXAS HISTORICALLY UNDERUTILIZED BUSINESS (HUB) SEMI-ANNUAL REPORT RECEIVED FOR FISCAL YEAR 2024

SECTION III - STATEWIDE ANALYSIS OF AWARDS TO CERTIFIED HUBS BY PROCUREMENT CATEGORIES AND OBJECT CODES

CATEGORY	OBJECT CODE	DESCRIPTION	TOTAL EXPENDITURES / %	TOTAL SPENT W/ CERTIFIED HUBS / %
COMMODITY PURCHASING	7393	MERCHANDISE PURCH FOR RESALE	\$150,089,331 / 0.92%	\$11,190,352 / 0.59%
COMMODITY PURCHASING	7394	RAW MATERIAL PURCHASES	\$23,838,814 / 0.15%	\$902,736 / 0.05%
COMMODITY PURCHASING	7395	INTANGIBLE COMP SOFTWARE - PURCH-CAP.	\$15,439,267 / 0.09%	\$1,302,275 / 0.07%
COMMODITY PURCHASING	7406	RENTAL OF FURNISHINGS/EQUIPMT	\$99,046,151 / 0.61%	\$6,822,677 / 0.36%
COMMODITY PURCHASING	7411	RENTAL OF COMPUTER EQUIPMENT	\$24,295,062 / 0.15%	\$18,886,302 / 1.00%
COMMODITY PURCHASING	7415	RENTAL OF COMPUTER SOFTWARE	\$85,042,673 / 0.52%	\$16,318,249 / 0.86%
COMMODITY PURCHASING	7442	RENTAL OF MOTOR VEHICLES	\$22,459,664 / 0.14%	\$827,633 / 0.04%
COMMODITY PURCHASING	7445	RENTAL OF AIRCRAFT	\$4,622,599 / 0.03%	0 / 0%
COMMODITY PURCHASING	7449	RENTAL OF MARINE EQUIPMENT	\$30,871 / 0.00%	0 / 0%
COMMODITY PURCHASING	7510	TELECOM PARTS SUPPLIES	\$4,854,872 / 0.03%	\$1,296,323 / 0.07%
COMMODITY PURCHASING	7512	TELECOMMUNICATION EQUIP. CAPITALIZED	\$2,150,517 / 0.01%	\$857,340 / 0.05%
COMMODITY PURCHASING	7517	TELECOMM. EQUIPMENT - EXPENSED	\$5,654,315 / 0.03%	\$1,641,798 / 0.09%
COMMODITY PURCHASING	7520	INFRASTRUCT. TELECOMMS. EQUIP - CAP.	\$559,355 / 0.00%	\$238,606 / 0.01%
COMMODITY PURCHASING	7521	REAL PROP.-INFRAST.- TELECOMM.- EXP.	\$689,593 / 0.00%	\$337,546 / 0.02%
COMMODITY PURCHASING	7522	TELECOMMS-EQUIP RENTAL	\$2,731,817 / 0.02%	0 / 0%
		TOTAL FOR COMMODITY PURCHASING:	\$4,095,539,269 / 25.07 %	\$413,672,820 / 21.86 %
		TOTAL FOR ALL CATEGORIES:	\$16,335,016,745 / 100.00%	\$1,891,957,324 / 100.00%

- **AWARDS TO CERTIFIED HUBS BY OBJECT CODES**



TEXAS HISTORICALLY UNDERUTILIZED BUSINESS (HUB) SEMI-ANNUAL REPORT RECEIVED FOR FISCAL YEAR 2024

SECTION III - STATEWIDE ANALYSIS OF AWARDS TO CERTIFIED HUBS BY OBJECT CODES

CATEGORY	OBJECT CODE	DESCRIPTION	TOTAL EXPENDITURES / %	TOTAL SPENT W/ CERTIFIED HUBS / %
OTHER SERVICES	7204	INSURANCE PREMIUNS AND DEDUCTIBLES	\$49,821,887 / 0.31%	\$165,878 / 0.01%
OTHER SERVICES	7206	SERVICE FEE PAID TO THE LOTTERY OPER	\$84,324,919 / 0.52%	\$5,077,220 / 0.27%
OTHER SERVICES	7211	AWARDS	\$7,569,631 / 0.05%	\$458,180 / 0.02%
OTHER SERVICES	7216	INS PREM-APP BY BD OF INS AG	\$583,637 / 0.00%	0 / 0%
OTHER SERVICES	7218	PUBLICATIONS	\$5,677,032 / 0.03%	\$188,291 / 0.01%
OTHER SERVICES	7239	CONSULTANT SERVICES-APP BY GOV OFFIC	\$57,006 / 0.00%	0 / 0%
OTHER SERVICES	7240	CONSULTANT SERVICES - OTHER	\$51,977,560 / 0.32%	\$2,515,250 / 0.13%
OTHER SERVICES	7242	CONSULTANT SERVICES - COMPUTER	\$27,468,452 / 0.17%	\$3,329,805 / 0.18%
OTHER SERVICES	7243	EDUCATIONAL/TRAINING SERVICES	\$30,092,070 / 0.18%	\$1,159,944 / 0.06%
PROFESSIONAL SERVICES	7245	FINANCIAL AND ACCOUNTING SERV	\$50,211,120 / 0.31%	\$3,438,119 / 0.18%
PROFESSIONAL SERVICES	7248	MEDICAL SERVICES	\$94,726,963 / 0.58%	\$1,988,841 / 0.11%
OTHER SERVICES	7249	VETERINARY SERVICES	\$1,219,974 / 0.01%	\$3,550 / 0.00%
OTHER SERVICES	7253	OTHER PROFESSIONAL SERVICES	\$1,176,255,550 / 7.20%	\$95,818,558 / 5.06%
OTHER SERVICES	7255	INVESTMENT COUNSELING SERVICES	\$4,142,965 / 0.03%	\$16,191 / 0.00%
PROFESSIONAL SERVICES	7256	ARCHITECTURAL/ENGINEERING SERV	\$847,226,286 / 5.19%	\$247,948,448 / 13.11%
OTHER SERVICES	7257	LEGAL SVCS-APP BY OFC ADM HEARINGS	\$3,964 / 0.00%	\$3,814 / 0.00%
OTHER SERVICES	7258	LEGAL SERVICES	\$37,956,386 / 0.23%	\$347,433 / 0.02%
OTHER SERVICES	7262	MAINT/REPAIR COMPUTER SOFTWARE EXP.	\$243,072,757 / 1.49%	\$60,992,601 / 3.22%
OTHER SERVICES	7263	MAINTENANCE REPAIR-AIRCRAFT EXP.	\$2,838,864 / 0.02%	\$118,526 / 0.01%
SPECIAL TRADE	7266	MAINT. REPAIR-BUILDINGS EXPENSED	\$387,200,483 / 2.37%	\$85,761,692 / 4.53%
OTHER SERVICES	7267	MAINT REPAIR-COMPUTER EQUIP EXP.	\$45,297,910 / 0.28%	\$15,048,087 / 0.80%
HEAVY CONSTRUCTION	7270	INFRASTRUCTURE MAINT/REPAIR EXPENSED	\$429,306,944 / 2.63%	\$22,974,360 / 1.21%
OTHER SERVICES	7271	LAND MAINT. REPAIR - GROUNDS EXP.	\$16,587,914 / 0.10%	\$3,300,843 / 0.17%
OTHER SERVICES	7272	HAZARDOUS WASTE DISPOSAL SERVS	\$15,458,651 / 0.09%	\$2,396,493 / 0.13%



TEXAS HISTORICALLY UNDERUTILIZED BUSINESS (HUB) SEMI-ANNUAL REPORT RECEIVED FOR FISCAL YEAR 2024

SECTION III - STATEWIDE ANALYSIS OF AWARDS TO CERTIFIED HUBS BY OBJECT CODES

CATEGORY	OBJECT CODE	DESCRIPTION	TOTAL EXPENDITURES / %	TOTAL SPENT W/ CERTIFIED HUBS / %
OTHER SERVICES	7273	REPRODUCTION PRINTING SERVS	\$67,223,428 / 0.41%	\$6,708,388 / 0.35%
OTHER SERVICES	7274	TEMPORARY EMPLOYMENT AGENCIES	\$74,282,230 / 0.45%	\$34,828,283 / 1.84%
OTHER SERVICES	7275	COMPUTER PROGRAMMING SERVICES	\$471,552,186 / 2.89%	\$153,056,469 / 8.09%
OTHER SERVICES	7276	COMMUNICATION SERVICES	\$140,857,765 / 0.86%	\$4,797,164 / 0.25%
OTHER SERVICES	7277	CLEANING SERVICES	\$58,726,298 / 0.36%	\$14,675,750 / 0.78%
OTHER SERVICES	7281	ADVERTISING SERVICES	\$108,107,967 / 0.66%	\$27,706,044 / 1.46%
OTHER SERVICES	7284	DATA PROCESSING SERVICES	\$11,245,041 / 0.07%	\$841,016 / 0.04%
OTHER SERVICES	7286	FREIGHT/DELIVERY SERVICES	\$27,308,842 / 0.17%	\$4,128,228 / 0.22%
OTHER SERVICES	7299	PURCHASED CONTRACTED SERVICES	\$1,333,580,449 / 8.16%	\$64,695,721 / 3.42%
COMMODITY PURCHASING	7300	CONSUMABLES	\$223,595,286 / 1.37%	\$52,092,100 / 2.75%
COMMODITY PURCHASING	7304	FUELS LUBRICANTS - OTHER	\$62,907,455 / 0.39%	\$6,216,904 / 0.33%
COMMODITY PURCHASING	7307	FUELS LUBRICANTS - AIRCRAFT	\$1,025,198 / 0.01%	\$453 / 0.00%
COMMODITY PURCHASING	7309	PROMOTIONAL ITEMS	\$9,269,144 / 0.06%	\$2,773,194 / 0.15%
COMMODITY PURCHASING	7310	CHEMICAL AND GASES	\$88,326,999 / 0.54%	\$12,224,033 / 0.65%
COMMODITY PURCHASING	7312	MEDICAL SUPPLIES	\$1,741,583,498 / 10.66%	\$14,298,575 / 0.76%
COMMODITY PURCHASING	7315	FOOD PURCHASED BY THE STATE	\$37,823,491 / 0.23%	\$1,355,392 / 0.07%
COMMODITY PURCHASING	7316	FOOD PURCH FOR WARDS OF STATE	\$70,339,729 / 0.43%	\$1,621,949 / 0.09%
COMMODITY PURCHASING	7322	PERSONAL ITEMS-WARDS OF THE STATE	\$4,465,092 / 0.03%	\$186,101 / 0.01%
COMMODITY PURCHASING	7324	CREDIT CARD PURCH-CLIENTS/WARDS ST.	\$2,381,797 / 0.01%	\$243 / 0.00%
COMMODITY PURCHASING	7325	SERVICES FOR WARDS OF THE STATE	\$19,616,163 / 0.12%	\$889,699 / 0.05%
COMMODITY PURCHASING	7328	SUPPLY/MATERIAL-AGRIC,CONST,HARDWARE	\$193,494,739 / 1.18%	\$13,444,259 / 0.71%
COMMODITY PURCHASING	7330	PARTS - FURNISHINGS EQUIPMT	\$55,539,145 / 0.34%	\$6,736,374 / 0.36%
COMMODITY PURCHASING	7331	PLANTS	\$1,439,841 / 0.01%	\$253,179 / 0.01%
COMMODITY PURCHASING	7333	FABRICS AND LINENS	\$6,922,254 / 0.04%	\$300,252 / 0.02%



TEXAS HISTORICALLY UNDERUTILIZED BUSINESS (HUB) SEMI-ANNUAL REPORT RECEIVED FOR FISCAL YEAR 2024

SECTION III - STATEWIDE ANALYSIS OF AWARDS TO CERTIFIED HUBS BY OBJECT CODES

CATEGORY	OBJECT CODE	DESCRIPTION	TOTAL EXPENDITURES / %	TOTAL SPENT W/ CERTIFIED HUBS / %
COMMODITY PURCHASING	7334	FURNISHINGS EQUIP OTHER - EXPENSED	\$193,756,924 / 1.19%	\$51,500,553 / 2.72%
COMMODITY PURCHASING	7335	PARTS - COMPUT. EQUIP. - EXPENSED	\$25,309,625 / 0.15%	\$13,677,982 / 0.72%
BUILDING CONSTRUCTION	7336	FACILITIES AND OTHER IMPROV. CAP.	\$12,640,929 / 0.08%	\$2,038,706 / 0.11%
OTHER SERVICES	7337	FACILITIES OTHER IMPROV/CAP. LEASE	\$36,062 / 0.00%	\$15,861 / 0.00%
SPECIAL TRADE	7338	FACILITIES OTHER IMPROV/MAINT/REP.	\$93,084,652 / 0.57%	\$16,321,117 / 0.86%
BUILDING CONSTRUCTION	7340	REAL PROPERTY AND IMPROVEMENTS EXP.	\$49,489,993 / 0.30%	\$12,357,147 / 0.65%
BUILDING CONSTRUCTION	7341	REAL PROPERTY BUILDINGS CAPITALIZED	\$1,394,594,445 / 8.54%	\$260,806,177 / 13.78%
SPECIAL TRADE	7343	BUILDING IMPROVEMENTS CAPITALIZED	\$139,003,323 / 0.85%	\$52,063,155 / 2.75%
SPECIAL TRADE	7344	LEASEHOLD IMPROVEMENTS CAPITALIZED	\$734,309 / 0.00%	\$7,310 / 0.00%
SPECIAL TRADE	7346	LAND IMPROVEMENTS CAPITALIZED	\$54,877,604 / 0.34%	\$13,946,797 / 0.74%
HEAVY CONSTRUCTION	7347	CONSTRUCT. IN PROGRESS-HWY NET. CAP.	\$4,365,350,215 / 26.72%	\$242,733,788 / 12.83%
OTHER SERVICES	7350	BUILDINGS - CAPITAL LEASE	\$374,470 / 0.00%	0 / 0%
COMMODITY PURCHASING	7351	PASSENGER CARS - CAPITAL LEASE	\$10,597 / 0.00%	0 / 0%
COMMODITY PURCHASING	7352	OTHER MOTOR VEHICLES - CAPITAL LEASE	\$10,489 / 0.00%	0 / 0%
SPECIAL TRADE	7354	LEASEHOLD IMPROVEMENTS - EXPENSED	\$2,239,568 / 0.01%	\$185,879 / 0.01%
HEAVY CONSTRUCTION	7356	REAL PROP. INFRASTRUCT.- CAPITALIZED	\$6,043,175 / 0.04%	\$412,918 / 0.02%
HEAVY CONSTRUCTION	7358	INFRASTRUCT. PRESERV. COSTS-EXPENSED	\$138 / 0.00%	0 / 0%
COMMODITY PURCHASING	7361	PERSONAL PROPERTY - CAPITALIZED	\$740,888 / 0.00%	\$40,510 / 0.00%
COMMODITY PURCHASING	7365	PERSONAL PROPERTY BOATS CAPITALIZED	\$1,042,667 / 0.01%	0 / 0%
OTHER SERVICES	7366	PERSONAL PROPERTY - CAPITAL LEASE	\$10,075 / 0.00%	0 / 0%
OTHER SERVICES	7367	PERSONAL PROP. MAINT. REPAIR-EXP	\$133,513,713 / 0.82%	\$8,191,980 / 0.43%
OTHER SERVICES	7368	MAINT. REPAIR-MOTOR VEHICLES-EXP.	\$29,233,366 / 0.18%	\$993,846 / 0.05%
COMMODITY PURCHASING	7371	PASSENGER CARS - CAPITALIZED	\$10,104,800 / 0.06%	\$211,993 / 0.01%
COMMODITY PURCHASING	7372	OTHER MOTOR VEHICLES - CAPITALIZED	\$110,252,088 / 0.67%	\$3,151,536 / 0.17%



TEXAS HISTORICALLY UNDERUTILIZED BUSINESS (HUB) SEMI-ANNUAL REPORT RECEIVED FOR FISCAL YEAR 2024

SECTION III - STATEWIDE ANALYSIS OF AWARDS TO CERTIFIED HUBS BY OBJECT CODES

CATEGORY	OBJECT CODE	DESCRIPTION	TOTAL EXPENDITURES / %	TOTAL SPENT W/ CERTIFIED HUBS / %
COMMODITY PURCHASING	7373	FURNISHINGS EQUIPMENT-CAPITALIZED	\$411,878,223 / 2.52%	\$48,281,090 / 2.55%
COMMODITY PURCHASING	7374	FURNISHINGS EQUIPMENT CONTROLLED	\$17,308,231 / 0.11%	\$3,636,816 / 0.19%
COMMODITY PURCHASING	7375	PERSONAL PROP. AIRCRAFT-CAPITALIZED	\$11,105,504 / 0.07%	0 / 0%
COMMODITY PURCHASING	7376	FURNISHINGS EQUIPT.- CAPITAL LEASE	\$10,271,545 / 0.06%	\$10,670 / 0.00%
COMMODITY PURCHASING	7377	COMPUTER EQUIPMENT - EXPENSED	\$30,464,496 / 0.19%	\$17,982,339 / 0.95%
COMMODITY PURCHASING	7378	COMPUTER EQUIPMENT - CONTROLLED	\$54,947,792 / 0.34%	\$37,961,367 / 2.01%
COMMODITY PURCHASING	7379	COMPUTER EQUIPMENT - CAPITALIZED	\$60,462,730 / 0.37%	\$37,302,123 / 1.97%
COMMODITY PURCHASING	7380	COMPUTER SOFTWARE - EXPENSED	\$182,854,922 / 1.12%	\$26,500,588 / 1.40%
COMMODITY PURCHASING	7384	PERSONAL PROP. ANIMALS - EXPENSED	\$13,009,879 / 0.08%	\$169,993 / 0.01%
COMMODITY PURCHASING	7385	COMPUTER EQUIPMENT - CAPITAL LEASE	\$1,327,466 / 0.01%	\$200,716 / 0.01%
COMMODITY PURCHASING	7386	PERSONAL PROP. ANIMALS - CAPITALIZED	\$445,673 / 0.00%	\$30,000 / 0.00%
COMMODITY PURCHASING	7393	MERCHANDISE PURCH FOR RESALE	\$150,089,331 / 0.92%	\$11,190,352 / 0.59%
COMMODITY PURCHASING	7394	RAW MATERIAL PURCHASES	\$23,838,814 / 0.15%	\$902,736 / 0.05%
COMMODITY PURCHASING	7395	INTANGIBLE COMP SOFTWARE - PURCH-CAP.	\$15,439,267 / 0.09%	\$1,302,275 / 0.07%
COMMODITY PURCHASING	7406	RENTAL OF FURNISHINGS/EQUIPMT	\$99,046,151 / 0.61%	\$6,822,677 / 0.36%
COMMODITY PURCHASING	7411	RENTAL OF COMPUTER EQUIPMENT	\$24,295,062 / 0.15%	\$18,886,302 / 1.00%
COMMODITY PURCHASING	7415	RENTAL OF COMPUTER SOFTWARE	\$85,042,673 / 0.52%	\$16,318,249 / 0.86%
COMMODITY PURCHASING	7442	RENTAL OF MOTOR VEHICLES	\$22,459,664 / 0.14%	\$827,633 / 0.04%
COMMODITY PURCHASING	7445	RENTAL OF AIRCRAFT	\$4,622,599 / 0.03%	0 / 0%
COMMODITY PURCHASING	7449	RENTAL OF MARINE EQUIPMENT	\$30,871 / 0.00%	0 / 0%
COMMODITY PURCHASING	7510	TELECOM PARTS SUPPLIES	\$4,854,872 / 0.03%	\$1,296,323 / 0.07%
COMMODITY PURCHASING	7512	TELECOMMUNICATION EQUIP. CAPITALIZED	\$2,150,517 / 0.01%	\$857,340 / 0.05%
OTHER SERVICES	7514	TELECOMM.- MAINTENANCE REPAIR EXP.	\$6,641,410 / 0.04%	\$2,879,120 / 0.15%
OTHER SERVICES	7516	TELECOMMS - OTHER SERVICE CHARGES	\$33,732,499 / 0.21%	\$271,507 / 0.01%



TEXAS HISTORICALLY UNDERUTILIZED BUSINESS (HUB) SEMI-ANNUAL REPORT RECEIVED FOR FISCAL YEAR 2024

SECTION III - STATEWIDE ANALYSIS OF AWARDS TO CERTIFIED HUBS BY OBJECT CODES

CATEGORY	OBJECT CODE	DESCRIPTION	TOTAL EXPENDITURES / %	TOTAL SPENT W/ CERTIFIED HUBS / %
COMMODITY PURCHASING	7517	TELECOMM. EQUIPMENT - EXPENSED	\$5,654,315 / 0.03%	\$1,641,798 / 0.09%
COMMODITY PURCHASING	7520	INFRASTRUCT. TELECOMMS. EQUIP - CAP.	\$559,355 / 0.00%	\$238,606 / 0.01%
COMMODITY PURCHASING	7521	REAL PROP.-INFRAST.- TELECOMM.- EXP.	\$689,593 / 0.00%	\$337,546 / 0.02%
COMMODITY PURCHASING	7522	TELECOMMS-EQUIP RENTAL	\$2,731,817 / 0.02%	0 / 0%
OTHER SERVICES	7526	WASTE DISPOSAL	\$15,914,402 / 0.10%	\$570,008 / 0.03%
		TOTAL OF ALL OBJECT CODES:	\$16,335,016,745 / 100.00%	\$1,891,957,324 / 100.00%

SECTION IV - STATE AGENCY RANKINGS



FISCAL YEAR 2024 SEMI-ANNUAL HUB REPORT
AGENCIES SPENDING MORE THAN \$25,000 WITH \$0 SPENDING WITH HUBS

AGENCY #	AGENCY NAME	TOTAL EXPENDITURES
105	LEGISLATIVE REFERENCE LIBRARY	\$54,743
242	COMMISSION ON JUDICIAL CONDUCT	\$39,848
243	STATE LAW LIBRARY	\$154,223
908	TEXAS BULLION DEPOSITORY (PT OF 902)	\$515,472



FISCAL YEAR 2024 SEMI-ANNUAL HUB REPORT

AGENCIES SPENDING MORE THAN \$5 MILLION

AGENCY#	AGENCY NAME	TOTAL EXPENDITURES	TOTAL HUB EXPENDITURES	HUB % of EXPENDITURES
103	TEXAS LEGISLATIVE COUNCIL	\$8,613,466	\$631,239	7.33%
212	OFFICE OF COURT ADMINISTRATION	\$15,091,667	\$663,028	4.39%
300	OFFICE OF THE GOVERNOR - FISCAL	\$34,331,169	\$761,002	2.22%
302	OFFICE OF THE ATTORNEY GENERAL	\$26,505,565	\$7,410,856	27.96%
303	TEXAS FACILITIES COMMISSION	\$439,892,817	\$56,227,771	12.78%
304	COMPTROLLER OF PUBLIC ACCOUNTS	\$59,406,271	\$20,814,269	35.04%
305	GENERAL LAND OFFICE	\$365,303,989	\$35,750,665	9.79%
306	TEXAS STATE LIBRARY & ARCHIVES COMM	\$12,573,550	\$260,930	2.08%
307	SECRETARY OF STATE	\$11,241,146	\$1,291,896	11.49%
313	DEPARTMENT OF INFORMATION RESOURCES	\$16,118,159	\$8,465,746	52.52%
320	TEXAS WORKFORCE COMMISSION	\$128,143,091	\$15,299,690	11.94%
323	TEACHER RETIREMENT SYSTEM OF TEXAS	\$28,685,272	\$9,434,003	32.89%
327	EMPLOYEES RETIREMENT SYSTEM	\$28,765,439	\$7,850,759	27.29%
362	TEXAS LOTTERY COMMISSION	\$131,088,958	\$13,004,377	9.92%
401	TEXAS MILITARY DEPARTMENT	\$310,599,125	\$18,745,008	6.04%
405	DEPARTMENT OF PUBLIC SAFETY	\$144,093,161	\$30,919,636	21.46%
454	TEXAS DEPARTMENT OF INSURANCE	\$5,982,432	\$1,524,080	25.48%
455	RAILROAD COMMISSION OF TEXAS	\$7,054,807	\$4,644,301	65.83%
506	UT MD ANDERSON CANCER CENTER	\$1,349,459,078	\$62,583,257	4.64%
529	HEALTH & HUMAN SERVICES COMMISSION	\$823,010,409	\$103,135,054	12.53%
530	DEPT FAMILY AND PROTECTIVE SERVICES	\$68,056,723	\$18,803,183	27.63%



FISCAL YEAR 2024 SEMI-ANNUAL HUB REPORT
AGENCIES SPENDING MORE THAN \$5 MILLION

AGENCY#	AGENCY NAME	TOTAL EXPENDITURES	TOTAL HUB EXPENDITURES	HUB % of EXPENDITURES
537	DEPARTMENT OF STATE HEALTH SERVICES	\$180,761,223	\$15,371,518	8.50%
542	CANCER PREVENTION AND RESEARCH INSTI	\$7,616,795	\$284,297	3.73%
555	TEXAS A&M AGRILIFE EXTENSION SERVICE	\$8,619,754	\$1,919,864	22.27%
556	TEXAS A&M AGRILIFE RESEARCH	\$40,591,388	\$5,266,532	12.97%
575	TEXAS DIVISION OF EMERGENCY MANAGEME	\$117,949,466	\$7,518,143	6.37%
576	TEXAS A&M FOREST SERVICE	\$5,552,358	\$460,387	8.29%
580	TEXAS WATER DEVELOPMENT BOARD	\$9,258,086	\$1,472,628	15.91%
582	TEXAS COMM ON ENVIRONMENTAL QUALITY	\$32,879,932	\$8,779,005	26.70%
592	SOIL & WATER CONSERVATION BOARD	\$5,742,781	\$78,407	1.37%
601	TEXAS DEPARTMENT OF TRANSPORTATION	\$6,506,671,557	\$614,752,260	9.45%
608	TEXAS DEPARTMENT OF MOTOR VEHICLES	\$21,092,211	\$5,590,307	26.50%
644	TEXAS JUVENILE JUSTICE DEPT	\$10,568,843	\$3,117,547	29.50%
696	TEXAS DEPT OF CRIMINAL JUSTICE	\$173,158,127	\$31,818,599	18.38%
701	TEXAS EDUCATION AGENCY	\$225,772,752	\$11,492,030	5.09%
706	NO AGENCY NAME	\$8,065,196	\$519,344	6.44%
708	TEXAS A&M SYSTEM SHARED SERVICE CTR	\$11,386,851	\$3,338,389	29.32%
709	TEXAS A&M HEALTH SCIENCE CENTER	\$42,249,977	\$8,407,236	19.90%
710	THE TEXAS A&M UNIVERSITY SYSTEM	\$238,793,885	\$74,056,882	31.01%
711	TEXAS A & M UNIVERSITY (MAIN UNIV)	\$293,481,653	\$71,537,259	24.38%
712	TEXAS A&M ENGINEERING EXPERIMENT STA	\$19,214,611	\$3,436,562	17.89%
713	TARLETON STATE UNIVERSITY	\$43,567,236	\$4,510,659	10.35%



FISCAL YEAR 2024 SEMI-ANNUAL HUB REPORT
AGENCIES SPENDING MORE THAN \$5 MILLION

AGENCY#	AGENCY NAME	TOTAL EXPENDITURES	TOTAL HUB EXPENDITURES	HUB % of EXPENDITURES
714	UNIVERSITY OF TEXAS AT ARLINGTON	\$75,412,477	\$14,432,712	19.14%
715	PRAIRIE VIEW A & M UNIVERSITY	\$43,065,555	\$6,731,576	15.63%
716	TEXAS A&M ENGINEERING EXTENSION SERV	\$9,445,265	\$1,503,257	15.92%
717	TEXAS SOUTHERN UNIVERSITY	\$45,870,133	\$4,563,215	9.95%
718	TEXAS A & M UNIVERSITY AT GALVESTON	\$11,143,324	\$1,446,468	12.98%
719	TEXAS STATE TECHNICAL COLLEGE	\$28,965,754	\$4,358,230	15.05%
720	UNIVERSITY OF TEXAS SYSTEM	\$136,287,714	\$26,741,848	19.62%
721	UNIVERSITY OF TEXAS AT AUSTIN	\$406,564,207	\$72,730,737	17.89%
723	UNIVERSITY OF TEXAS MEDICAL BRANCH	\$434,124,829	\$32,458,801	7.48%
724	UNIVERSITY OF TEXAS AT EL PASO	\$42,938,558	\$11,590,063	26.99%
727	TEXAS A&M TRANSPORTATION INSTITUTE	\$5,640,998	\$1,889,009	33.49%
729	UT SOUTHWESTERN MEDICAL CENTER	\$924,433,424	\$59,595,802	6.45%
730	UNIVERSITY OF HOUSTON	\$159,392,699	\$23,640,509	14.83%
731	TEXAS WOMAN'S UNIVERSITY	\$42,350,609	\$5,928,342	14.00%
732	TEXAS A & M UNIVERSITY - KINGSVILLE	\$27,182,497	\$6,934,749	25.51%
733	TEXAS TECH UNIVERSITY	\$128,315,552	\$32,101,287	25.02%
734	LAMAR UNIVERSITY - BEAUMONT	\$53,515,672	\$9,886,700	18.47%
735	MIDWESTERN STATE UNIVERSITY	\$10,178,445	\$845,519	8.31%
737	ANGELO STATE UNIVERSITY	\$31,608,117	\$6,715,967	21.25%
738	UNIVERSITY OF TEXAS AT DALLAS	\$58,045,900	\$14,080,888	24.26%
739	TX TECH UNIV HEALTH SCIENCES CENTER	\$67,898,166	\$13,175,160	19.40%



FISCAL YEAR 2024 SEMI-ANNUAL HUB REPORT
AGENCIES SPENDING MORE THAN \$5 MILLION

AGENCY#	AGENCY NAME	TOTAL EXPENDITURES	TOTAL HUB EXPENDITURES	HUB % of EXPENDITURES
742	UNIV OF TEX OF THE PERMIAN BASIN	\$13,594,920	\$1,139,431	8.38%
743	UNIVERSITY OF TEXAS AT SAN ANTONIO	\$61,147,195	\$22,139,747	36.21%
744	UT HEALTH SCIENCE CENTER - HOUSTON	\$161,487,813	\$24,009,416	14.87%
745	UT HEALTH SCIENCE CENTER-SAN ANTONIO	\$279,679,696	\$44,529,860	15.92%
746	UT RIO GRANDE VALLEY	\$34,361,465	\$7,824,881	22.77%
749	TEXAS A&M UNIVERSITY - SAN ANTONIO	\$11,915,398	\$2,664,349	22.36%
750	UNIVERSITY OF TEXAS AT TYLER	\$20,763,192	\$1,069,898	5.15%
751	TEXAS A & M UNIVERSITY - COMMERCE	\$18,802,085	\$3,121,953	16.60%
752	UNIVERSITY OF NORTH TEXAS	\$93,588,388	\$27,944,971	29.86%
753	SAM HOUSTON STATE UNIVERSITY	\$11,021,977	\$4,556,266	41.34%
754	TEXAS STATE UNIVERSITY	\$83,853,239	\$21,196,143	25.28%
755	STEPHEN F AUSTIN STATE UNIVERSITY	\$33,709,462	\$3,443,595	10.22%
757	WEST TEXAS A & M UNIVERSITY	\$21,162,673	\$1,170,753	5.53%
759	UNIVERSITY OF HOUSTON - CLEAR LAKE	\$11,077,540	\$2,770,429	25.01%
760	TEXAS A & M UNIV - CORPUS CHRISTI	\$28,577,929	\$5,876,322	20.56%
761	TEXAS A & M INTERNATIONAL UNIVERSITY	\$14,671,102	\$3,527,044	24.04%
763	UNT HEALTH SCIENCE CENTER	\$48,997,990	\$4,952,526	10.11%
764	TEXAS A&M UNIVERSITY-TEXARKANA	\$11,115,503	\$667,230	6.00%
765	UNIVERSITY OF HOUSTON-VICTORIA	\$9,214,793	\$719,269	7.81%
768	TEXAS TECH UNIV SYSTEM	\$9,049,883	\$656,378	7.25%
769	UNIVERSITY OF NORTH TEXAS SYSTEM	\$25,765,404	\$2,916,339	11.32%



FISCAL YEAR 2024 SEMI-ANNUAL HUB REPORT
AGENCIES SPENDING MORE THAN \$5 MILLION

AGENCY#	AGENCY NAME	TOTAL EXPENDITURES	TOTAL HUB EXPENDITURES	HUB % of EXPENDITURES
773	UNIVERSITY OF NORTH TEXAS AT DALLAS	\$5,758,876	\$860,672	14.95%
774	TEXAS TECH HSC - EL PASO	\$36,847,915	\$7,812,629	21.20%
781	TX HIGHER EDUCATION COORD BOARD	\$18,124,093	\$4,310,278	23.78%
784	UNIVERSITY OF HOUSTON - DOWNTOWN	\$16,258,359	\$5,828,520	35.85%
785	UNIV OF TEXAS HEALTH CENTER AT TYLER	\$16,395,820	\$1,913,642	11.67%
787	LAMAR STATE COLLEGE - ORANGE	\$11,713,014	\$1,098,453	9.38%
788	LAMAR STATE COLLEGE - PORT ARTHUR	\$7,218,662	\$840,819	11.65%
789	LAMAR INSTITUTE OF TECHNOLOGY	\$9,601,720	\$930,568	9.69%
802	PARKS AND WILDLIFE DEPARTMENT	\$77,695,749	\$21,001,229	27.03%
808	TEXAS HISTORICAL COMMISSION	\$13,136,376	\$907,013	6.90%
809	STATE PRESERVATION BOARD	\$12,577,166	\$221,331	1.76%
902	COMPTROLLER / FISCAL	\$7,199,544	\$1,126,240	15.64%



FISCAL YEAR 2024 SEMI-ANNUAL HUB REPORT

AGENCIES SPENDING MORE THAN \$5 MILLION RANKED BY TOTAL EXPENDITURES

RANK	AGENCY #	AGENCY NAME	TOTAL EXPENDITURES	TOTAL HUB EXPENDITURES	HUB % of EXPENDITURES
1	601	TEXAS DEPARTMENT OF TRANSPORTATION	\$6,506,671,557	\$614,752,260	9.45%
2	506	UT MD ANDERSON CANCER CENTER	\$1,349,459,078	\$62,583,257	4.64%
3	729	UT SOUTHWESTERN MEDICAL CENTER	\$924,433,424	\$59,595,802	6.45%
4	529	HEALTH & HUMAN SERVICES COMMISSION	\$823,010,409	\$103,135,054	12.53%
5	303	TEXAS FACILITIES COMMISSION	\$439,892,817	\$56,227,771	12.78%
6	723	UNIVERSITY OF TEXAS MEDICAL BRANCH	\$434,124,829	\$32,458,801	7.48%
7	721	UNIVERSITY OF TEXAS AT AUSTIN	\$406,564,207	\$72,730,737	17.89%
8	305	GENERAL LAND OFFICE	\$365,303,989	\$35,750,665	9.79%
9	401	TEXAS MILITARY DEPARTMENT	\$310,599,125	\$18,745,008	6.04%
10	711	TEXAS A & M UNIVERSITY (MAIN UNIV)	\$293,481,653	\$71,537,259	24.38%
11	745	UT HEALTH SCIENCE CENTER-SAN ANTONIO	\$279,679,696	\$44,529,860	15.92%
12	710	THE TEXAS A&M UNIVERSITY SYSTEM	\$238,793,885	\$74,056,882	31.01%
13	701	TEXAS EDUCATION AGENCY	\$225,772,752	\$11,492,030	5.09%
14	537	DEPARTMENT OF STATE HEALTH SERVICES	\$180,761,223	\$15,371,518	8.50%
15	696	TEXAS DEPT OF CRIMINAL JUSTICE	\$173,158,127	\$31,818,599	18.38%
16	744	UT HEALTH SCIENCE CENTER - HOUSTON	\$161,487,813	\$24,009,416	14.87%
17	730	UNIVERSITY OF HOUSTON	\$159,392,699	\$23,640,509	14.83%
18	405	DEPARTMENT OF PUBLIC SAFETY	\$144,093,161	\$30,919,636	21.46%
19	720	UNIVERSITY OF TEXAS SYSTEM	\$136,287,714	\$26,741,848	19.62%
20	362	TEXAS LOTTERY COMMISSION	\$131,088,958	\$13,004,377	9.92%
21	733	TEXAS TECH UNIVERSITY	\$128,315,552	\$32,101,287	25.02%



FISCAL YEAR 2024 SEMI-ANNUAL HUB REPORT

AGENCIES SPENDING MORE THAN \$5 MILLION RANKED BY TOTAL EXPENDITURES

RANK	AGENCY #	AGENCY NAME	TOTAL EXPENDITURES	TOTAL HUB EXPENDITURES	HUB % of EXPENDITURES
22	320	TEXAS WORKFORCE COMMISSION	\$128,143,091	\$15,299,690	11.94%
23	575	TEXAS DIVISION OF EMERGENCY MANAGEME	\$117,949,466	\$7,518,143	6.37%
24	752	UNIVERSITY OF NORTH TEXAS	\$93,588,388	\$27,944,971	29.86%
25	754	TEXAS STATE UNIVERSITY	\$83,853,239	\$21,196,143	25.28%
26	802	PARKS AND WILDLIFE DEPARTMENT	\$77,695,749	\$21,001,229	27.03%
27	714	UNIVERSITY OF TEXAS AT ARLINGTON	\$75,412,477	\$14,432,712	19.14%
28	530	DEPT FAMILY AND PROTECTIVE SERVICES	\$68,056,723	\$18,803,183	27.63%
29	739	TX TECH UNIV HEALTH SCIENCES CENTER	\$67,898,166	\$13,175,160	19.40%
30	743	UNIVERSITY OF TEXAS AT SAN ANTONIO	\$61,147,195	\$22,139,747	36.21%
31	304	COMPTROLLER OF PUBLIC ACCOUNTS	\$59,406,271	\$20,814,269	35.04%
32	738	UNIVERSITY OF TEXAS AT DALLAS	\$58,045,900	\$14,080,888	24.26%
33	734	LAMAR UNIVERSITY - BEAUMONT	\$53,515,672	\$9,886,700	18.47%
34	763	UNT HEALTH SCIENCE CENTER	\$48,997,990	\$4,952,526	10.11%
35	717	TEXAS SOUTHERN UNIVERSITY	\$45,870,133	\$4,563,215	9.95%
36	713	TARLETON STATE UNIVERSITY	\$43,567,236	\$4,510,659	10.35%
37	715	PRAIRIE VIEW A & M UNIVERSITY	\$43,065,555	\$6,731,576	15.63%
38	724	UNIVERSITY OF TEXAS AT EL PASO	\$42,938,558	\$11,590,063	26.99%
39	731	TEXAS WOMAN'S UNIVERSITY	\$42,350,609	\$5,928,342	14.00%
40	709	TEXAS A&M HEALTH SCIENCE CENTER	\$42,249,977	\$8,407,236	19.90%
41	556	TEXAS A&M AGRILIFE RESEARCH	\$40,591,388	\$5,266,532	12.97%
42	774	TEXAS TECH HSC - EL PASO	\$36,847,915	\$7,812,629	21.20%



FISCAL YEAR 2024 SEMI-ANNUAL HUB REPORT

AGENCIES SPENDING MORE THAN \$5 MILLION RANKED BY TOTAL EXPENDITURES

RANK	AGENCY #	AGENCY NAME	TOTAL EXPENDITURES	TOTAL HUB EXPENDITURES	HUB % of EXPENDITURES
43	746	UT RIO GRANDE VALLEY	\$34,361,465	\$7,824,881	22.77%
44	300	OFFICE OF THE GOVERNOR - FISCAL	\$34,331,169	\$761,002	2.22%
45	755	STEPHEN F AUSTIN STATE UNIVERSITY	\$33,709,462	\$3,443,595	10.22%
46	582	TEXAS COMM ON ENVIRONMENTAL QUALITY	\$32,879,932	\$8,779,005	26.70%
47	737	ANGELO STATE UNIVERSITY	\$31,608,117	\$6,715,967	21.25%
48	719	TEXAS STATE TECHNICAL COLLEGE	\$28,965,754	\$4,358,230	15.05%
49	327	EMPLOYEES RETIREMENT SYSTEM	\$28,765,439	\$7,850,759	27.29%
50	323	TEACHER RETIREMENT SYSTEM OF TEXAS	\$28,685,272	\$9,434,003	32.89%
51	760	TEXAS A & M UNIV - CORPUS CHRISTI	\$28,577,929	\$5,876,322	20.56%
52	732	TEXAS A & M UNIVERSITY - KINGSVILLE	\$27,182,497	\$6,934,749	25.51%
53	302	OFFICE OF THE ATTORNEY GENERAL	\$26,505,565	\$7,410,856	27.96%
54	769	UNIVERSITY OF NORTH TEXAS SYSTEM	\$25,765,404	\$2,916,339	11.32%
55	757	WEST TEXAS A & M UNIVERSITY	\$21,162,673	\$1,170,753	5.53%
56	608	TEXAS DEPARTMENT OF MOTOR VEHICLES	\$21,092,211	\$5,590,307	26.50%
57	750	UNIVERSITY OF TEXAS AT TYLER	\$20,763,192	\$1,069,898	5.15%
58	712	TEXAS A&M ENGINEERING EXPERIMENT STA	\$19,214,611	\$3,436,562	17.89%
59	751	TEXAS A & M UNIVERSITY - COMMERCE	\$18,802,085	\$3,121,953	16.60%
60	781	TX HIGHER EDUCATION COORD BOARD	\$18,124,093	\$4,310,278	23.78%
61	785	UNIV OF TEXAS HEALTH CENTER AT TYLER	\$16,395,820	\$1,913,642	11.67%
62	784	UNIVERSITY OF HOUSTON - DOWNTOWN	\$16,258,359	\$5,828,520	35.85%
63	313	DEPARTMENT OF INFORMATION RESOURCES	\$16,118,159	\$8,465,746	52.52%



FISCAL YEAR 2024 SEMI-ANNUAL HUB REPORT

AGENCIES SPENDING MORE THAN \$5 MILLION RANKED BY TOTAL EXPENDITURES

RANK	AGENCY #	AGENCY NAME	TOTAL EXPENDITURES	TOTAL HUB EXPENDITURES	HUB % of EXPENDITURES
64	212	OFFICE OF COURT ADMINISTRATION	\$15,091,667	\$663,028	4.39%
65	761	TEXAS A & M INTERNATIONAL UNIVERSITY	\$14,671,102	\$3,527,044	24.04%
66	742	UNIV OF TEX OF THE PERMIAN BASIN	\$13,594,920	\$1,139,431	8.38%
67	808	TEXAS HISTORICAL COMMISSION	\$13,136,376	\$907,013	6.90%
68	809	STATE PRESERVATION BOARD	\$12,577,166	\$221,331	1.76%
69	306	TEXAS STATE LIBRARY & ARCHIVES COMM	\$12,573,550	\$260,930	2.08%
70	749	TEXAS A&M UNIVERSITY - SAN ANTONIO	\$11,915,398	\$2,664,349	22.36%
71	787	LAMAR STATE COLLEGE - ORANGE	\$11,713,014	\$1,098,453	9.38%
72	708	TEXAS A&M SYSTEM SHARED SERVICE CTR	\$11,386,851	\$3,338,389	29.32%
73	307	SECRETARY OF STATE	\$11,241,146	\$1,291,896	11.49%
74	718	TEXAS A & M UNIVERSITY AT GALVESTON	\$11,143,324	\$1,446,468	12.98%
75	764	TEXAS A&M UNIVERSITY-TEXARKANA	\$11,115,503	\$667,230	6.00%
76	759	UNIVERSITY OF HOUSTON - CLEAR LAKE	\$11,077,540	\$2,770,429	25.01%
77	753	SAM HOUSTON STATE UNIVERSITY	\$11,021,977	\$4,556,266	41.34%
78	644	TEXAS JUVENILE JUSTICE DEPT	\$10,568,843	\$3,117,547	29.50%
79	735	MIDWESTERN STATE UNIVERSITY	\$10,178,445	\$845,519	8.31%
80	789	LAMAR INSTITUTE OF TECHNOLOGY	\$9,601,720	\$930,568	9.69%
81	716	TEXAS A&M ENGINEERING EXTENSION SERV	\$9,445,265	\$1,503,257	15.92%
82	580	TEXAS WATER DEVELOPMENT BOARD	\$9,258,086	\$1,472,628	15.91%
83	765	UNIVERSITY OF HOUSTON-VICTORIA	\$9,214,793	\$719,269	7.81%
84	768	TEXAS TECH UNIV SYSTEM	\$9,049,883	\$656,378	7.25%



FISCAL YEAR 2024 SEMI-ANNUAL HUB REPORT

AGENCIES SPENDING MORE THAN \$5 MILLION RANKED BY TOTAL EXPENDITURES

RANK	AGENCY #	AGENCY NAME	TOTAL EXPENDITURES	TOTAL HUB EXPENDITURES	HUB % of EXPENDITURES
85	555	TEXAS A&M AGRILIFE EXTENSION SERVICE	\$8,619,754	\$1,919,864	22.27%
86	103	TEXAS LEGISLATIVE COUNCIL	\$8,613,466	\$631,239	7.33%
87	706	NO AGENCY NAME	\$8,065,196	\$519,344	6.44%
88	542	CANCER PREVENTION AND RESEARCH INSTI	\$7,616,795	\$284,297	3.73%
89	788	LAMAR STATE COLLEGE - PORT ARTHUR	\$7,218,662	\$840,819	11.65%
90	902	COMPTROLLER / FISCAL	\$7,199,544	\$1,126,240	15.64%
91	455	RAILROAD COMMISSION OF TEXAS	\$7,054,807	\$4,644,301	65.83%
92	454	TEXAS DEPARTMENT OF INSURANCE	\$5,982,432	\$1,524,080	25.48%
93	773	UNIVERSITY OF NORTH TEXAS AT DALLAS	\$5,758,876	\$860,672	14.95%
94	592	SOIL & WATER CONSERVATION BOARD	\$5,742,781	\$78,407	1.37%
95	727	TEXAS A&M TRANSPORTATION INSTITUTE	\$5,640,998	\$1,889,009	33.49%
96	576	TEXAS A&M FOREST SERVICE	\$5,552,358	\$460,387	8.29%



FISCAL YEAR 2024 SEMI-ANNUAL HUB REPORT

AGENCIES SPENDING MORE THAN \$5 MILLION RANKED BY TOTAL HUB EXPENDITURES

RANK	AGENCY #	AGENCY NAME	TOTAL EXPENDITURES	TOTAL HUB EXPENDITURES	HUB % of EXPENDITURES
1	601	TEXAS DEPARTMENT OF TRANSPORTATION	\$6,506,671,557	\$614,752,260	9.45%
2	529	HEALTH & HUMAN SERVICES COMMISSION	\$823,010,409	\$103,135,054	12.53%
3	710	THE TEXAS A&M UNIVERSITY SYSTEM	\$238,793,885	\$74,056,882	31.01%
4	721	UNIVERSITY OF TEXAS AT AUSTIN	\$406,564,207	\$72,730,737	17.89%
5	711	TEXAS A & M UNIVERSITY (MAIN UNIV)	\$293,481,653	\$71,537,259	24.38%
6	506	UT MD ANDERSON CANCER CENTER	\$1,349,459,078	\$62,583,257	4.64%
7	729	UT SOUTHWESTERN MEDICAL CENTER	\$924,433,424	\$59,595,802	6.45%
8	303	TEXAS FACILITIES COMMISSION	\$439,892,817	\$56,227,771	12.78%
9	745	UT HEALTH SCIENCE CENTER-SAN ANTONIO	\$279,679,696	\$44,529,860	15.92%
10	305	GENERAL LAND OFFICE	\$365,303,989	\$35,750,665	9.79%
11	723	UNIVERSITY OF TEXAS MEDICAL BRANCH	\$434,124,829	\$32,458,801	7.48%
12	733	TEXAS TECH UNIVERSITY	\$128,315,552	\$32,101,287	25.02%
13	696	TEXAS DEPT OF CRIMINAL JUSTICE	\$173,158,127	\$31,818,599	18.38%
14	405	DEPARTMENT OF PUBLIC SAFETY	\$144,093,161	\$30,919,636	21.46%
15	752	UNIVERSITY OF NORTH TEXAS	\$93,588,388	\$27,944,971	29.86%
16	720	UNIVERSITY OF TEXAS SYSTEM	\$136,287,714	\$26,741,848	19.62%
17	744	UT HEALTH SCIENCE CENTER - HOUSTON	\$161,487,813	\$24,009,416	14.87%
18	730	UNIVERSITY OF HOUSTON	\$159,392,699	\$23,640,509	14.83%
19	743	UNIVERSITY OF TEXAS AT SAN ANTONIO	\$61,147,195	\$22,139,747	36.21%
20	754	TEXAS STATE UNIVERSITY	\$83,853,239	\$21,196,143	25.28%
21	802	PARKS AND WILDLIFE DEPARTMENT	\$77,695,749	\$21,001,229	27.03%



FISCAL YEAR 2024 SEMI-ANNUAL HUB REPORT

AGENCIES SPENDING MORE THAN \$5 MILLION RANKED BY TOTAL HUB EXPENDITURES

RANK	AGENCY #	AGENCY NAME	TOTAL EXPENDITURES	TOTAL HUB EXPENDITURES	HUB % of EXPENDITURES
22	304	COMPTROLLER OF PUBLIC ACCOUNTS	\$59,406,271	\$20,814,269	35.04%
23	530	DEPT FAMILY AND PROTECTIVE SERVICES	\$68,056,723	\$18,803,183	27.63%
24	401	TEXAS MILITARY DEPARTMENT	\$310,599,125	\$18,745,008	6.04%
25	537	DEPARTMENT OF STATE HEALTH SERVICES	\$180,761,223	\$15,371,518	8.50%
26	320	TEXAS WORKFORCE COMMISSION	\$128,143,091	\$15,299,690	11.94%
27	714	UNIVERSITY OF TEXAS AT ARLINGTON	\$75,412,477	\$14,432,712	19.14%
28	738	UNIVERSITY OF TEXAS AT DALLAS	\$58,045,900	\$14,080,888	24.26%
29	739	TX TECH UNIV HEALTH SCIENCES CENTER	\$67,898,166	\$13,175,160	19.40%
30	362	TEXAS LOTTERY COMMISSION	\$131,088,958	\$13,004,377	9.92%
31	724	UNIVERSITY OF TEXAS AT EL PASO	\$42,938,558	\$11,590,063	26.99%
32	701	TEXAS EDUCATION AGENCY	\$225,772,752	\$11,492,030	5.09%
33	734	LAMAR UNIVERSITY - BEAUMONT	\$53,515,672	\$9,886,700	18.47%
34	323	TEACHER RETIREMENT SYSTEM OF TEXAS	\$28,685,272	\$9,434,003	32.89%
35	582	TEXAS COMM ON ENVIRONMENTAL QUALITY	\$32,879,932	\$8,779,005	26.70%
36	313	DEPARTMENT OF INFORMATION RESOURCES	\$16,118,159	\$8,465,746	52.52%
37	709	TEXAS A&M HEALTH SCIENCE CENTER	\$42,249,977	\$8,407,236	19.90%
38	327	EMPLOYEES RETIREMENT SYSTEM	\$28,765,439	\$7,850,759	27.29%
39	746	UT RIO GRANDE VALLEY	\$34,361,465	\$7,824,881	22.77%
40	774	TEXAS TECH HSC - EL PASO	\$36,847,915	\$7,812,629	21.20%
41	575	TEXAS DIVISION OF EMERGENCY MANAGEME	\$117,949,466	\$7,518,143	6.37%
42	302	OFFICE OF THE ATTORNEY GENERAL	\$26,505,565	\$7,410,856	27.96%



FISCAL YEAR 2024 SEMI-ANNUAL HUB REPORT

AGENCIES SPENDING MORE THAN \$5 MILLION RANKED BY TOTAL HUB EXPENDITURES

RANK	AGENCY #	AGENCY NAME	TOTAL EXPENDITURES	TOTAL HUB EXPENDITURES	HUB % of EXPENDITURES
43	732	TEXAS A & M UNIVERSITY - KINGSVILLE	\$27,182,497	\$6,934,749	25.51%
44	715	PRAIRIE VIEW A & M UNIVERSITY	\$43,065,555	\$6,731,576	15.63%
45	737	ANGELO STATE UNIVERSITY	\$31,608,117	\$6,715,967	21.25%
46	731	TEXAS WOMAN'S UNIVERSITY	\$42,350,609	\$5,928,342	14.00%
47	760	TEXAS A & M UNIV - CORPUS CHRISTI	\$28,577,929	\$5,876,322	20.56%
48	784	UNIVERSITY OF HOUSTON - DOWNTOWN	\$16,258,359	\$5,828,520	35.85%
49	608	TEXAS DEPARTMENT OF MOTOR VEHICLES	\$21,092,211	\$5,590,307	26.50%
50	556	TEXAS A&M AGRILIFE RESEARCH	\$40,591,388	\$5,266,532	12.97%
51	763	UNT HEALTH SCIENCE CENTER	\$48,997,990	\$4,952,526	10.11%
52	455	RAILROAD COMMISSION OF TEXAS	\$7,054,807	\$4,644,301	65.83%
53	717	TEXAS SOUTHERN UNIVERSITY	\$45,870,133	\$4,563,215	9.95%
54	753	SAM HOUSTON STATE UNIVERSITY	\$11,021,977	\$4,556,266	41.34%
55	713	TARLETON STATE UNIVERSITY	\$43,567,236	\$4,510,659	10.35%
56	719	TEXAS STATE TECHNICAL COLLEGE	\$28,965,754	\$4,358,230	15.05%
57	781	TX HIGHER EDUCATION COORD BOARD	\$18,124,093	\$4,310,278	23.78%
58	761	TEXAS A & M INTERNATIONAL UNIVERSITY	\$14,671,102	\$3,527,044	24.04%
59	755	STEPHEN F AUSTIN STATE UNIVERSITY	\$33,709,462	\$3,443,595	10.22%
60	712	TEXAS A&M ENGINEERING EXPERIMENT STA	\$19,214,611	\$3,436,562	17.89%
61	708	TEXAS A&M SYSTEM SHARED SERVICE CTR	\$11,386,851	\$3,338,389	29.32%
62	751	TEXAS A & M UNIVERSITY - COMMERCE	\$18,802,085	\$3,121,953	16.60%
63	644	TEXAS JUVENILE JUSTICE DEPT	\$10,568,843	\$3,117,547	29.50%



FISCAL YEAR 2024 SEMI-ANNUAL HUB REPORT

AGENCIES SPENDING MORE THAN \$5 MILLION RANKED BY TOTAL HUB EXPENDITURES

RANK	AGENCY #	AGENCY NAME	TOTAL EXPENDITURES	TOTAL HUB EXPENDITURES	HUB % of EXPENDITURES
64	769	UNIVERSITY OF NORTH TEXAS SYSTEM	\$25,765,404	\$2,916,339	11.32%
65	759	UNIVERSITY OF HOUSTON - CLEAR LAKE	\$11,077,540	\$2,770,429	25.01%
66	749	TEXAS A&M UNIVERSITY - SAN ANTONIO	\$11,915,398	\$2,664,349	22.36%
67	555	TEXAS A&M AGRILIFE EXTENSION SERVICE	\$8,619,754	\$1,919,864	22.27%
68	785	UNIV OF TEXAS HEALTH CENTER AT TYLER	\$16,395,820	\$1,913,642	11.67%
69	727	TEXAS A&M TRANSPORTATION INSTITUTE	\$5,640,998	\$1,889,009	33.49%
70	454	TEXAS DEPARTMENT OF INSURANCE	\$5,982,432	\$1,524,080	25.48%
71	716	TEXAS A&M ENGINEERING EXTENSION SERV	\$9,445,265	\$1,503,257	15.92%
72	580	TEXAS WATER DEVELOPMENT BOARD	\$9,258,086	\$1,472,628	15.91%
73	718	TEXAS A & M UNIVERSITY AT GALVESTON	\$11,143,324	\$1,446,468	12.98%
74	307	SECRETARY OF STATE	\$11,241,146	\$1,291,896	11.49%
75	757	WEST TEXAS A & M UNIVERSITY	\$21,162,673	\$1,170,753	5.53%
76	742	UNIV OF TEX OF THE PERMIAN BASIN	\$13,594,920	\$1,139,431	8.38%
77	902	COMPTROLLER / FISCAL	\$7,199,544	\$1,126,240	15.64%
78	787	LAMAR STATE COLLEGE - ORANGE	\$11,713,014	\$1,098,453	9.38%
79	750	UNIVERSITY OF TEXAS AT TYLER	\$20,763,192	\$1,069,898	5.15%
80	789	LAMAR INSTITUTE OF TECHNOLOGY	\$9,601,720	\$930,568	9.69%
81	808	TEXAS HISTORICAL COMMISSION	\$13,136,376	\$907,013	6.90%
82	773	UNIVERSITY OF NORTH TEXAS AT DALLAS	\$5,758,876	\$860,672	14.95%
83	735	MIDWESTERN STATE UNIVERSITY	\$10,178,445	\$845,519	8.31%
84	788	LAMAR STATE COLLEGE - PORT ARTHUR	\$7,218,662	\$840,819	11.65%



FISCAL YEAR 2024 SEMI-ANNUAL HUB REPORT

AGENCIES SPENDING MORE THAN \$5 MILLION RANKED BY TOTAL HUB EXPENDITURES

RANK	AGENCY #	AGENCY NAME	TOTAL EXPENDITURES	TOTAL HUB EXPENDITURES	HUB % of EXPENDITURES
85	300	OFFICE OF THE GOVERNOR - FISCAL	\$34,331,169	\$761,002	2.22%
86	765	UNIVERSITY OF HOUSTON-VICTORIA	\$9,214,793	\$719,269	7.81%
87	764	TEXAS A&M UNIVERSITY-TEXARKANA	\$11,115,503	\$667,230	6.00%
88	212	OFFICE OF COURT ADMINISTRATION	\$15,091,667	\$663,028	4.39%
89	768	TEXAS TECH UNIV SYSTEM	\$9,049,883	\$656,378	7.25%
90	103	TEXAS LEGISLATIVE COUNCIL	\$8,613,466	\$631,239	7.33%
91	706	NO AGENCY NAME	\$8,065,196	\$519,344	6.44%
92	576	TEXAS A&M FOREST SERVICE	\$5,552,358	\$460,387	8.29%
93	542	CANCER PREVENTION AND RESEARCH INSTI	\$7,616,795	\$284,297	3.73%
94	306	TEXAS STATE LIBRARY & ARCHIVES COMM	\$12,573,550	\$260,930	2.08%
95	809	STATE PRESERVATION BOARD	\$12,577,166	\$221,331	1.76%
96	592	SOIL & WATER CONSERVATION BOARD	\$5,742,781	\$78,407	1.37%



FISCAL YEAR 2024 SEMI-ANNUAL HUB REPORT
AGENCIES RANKED BY TOTAL EXPENDITURES

RANK	AGENCY #	AGENCY NAME	TOTAL EXPENDITURES	TOTAL HUB EXPENDITURES	HUB % of EXPENDITURES
1	601	TEXAS DEPARTMENT OF TRANSPORTATION	\$6,506,671,557	\$614,752,260	9.45%
2	506	UT MD ANDERSON CANCER CENTER	\$1,349,459,078	\$62,583,257	4.64%
3	729	UT SOUTHWESTERN MEDICAL CENTER	\$924,433,424	\$59,595,802	6.45%
4	529	HEALTH & HUMAN SERVICES COMMISSION	\$823,010,409	\$103,135,054	12.53%
5	303	TEXAS FACILITIES COMMISSION	\$439,892,817	\$56,227,771	12.78%
6	723	UNIVERSITY OF TEXAS MEDICAL BRANCH	\$434,124,829	\$32,458,801	7.48%
7	721	UNIVERSITY OF TEXAS AT AUSTIN	\$406,564,207	\$72,730,737	17.89%
8	305	GENERAL LAND OFFICE	\$365,303,989	\$35,750,665	9.79%
9	401	TEXAS MILITARY DEPARTMENT	\$310,599,125	\$18,745,008	6.04%
10	711	TEXAS A & M UNIVERSITY (MAIN UNIV)	\$293,481,653	\$71,537,259	24.38%
11	745	UT HEALTH SCIENCE CENTER-SAN ANTONIO	\$279,679,696	\$44,529,860	15.92%
12	710	THE TEXAS A&M UNIVERSITY SYSTEM	\$238,793,885	\$74,056,882	31.01%
13	701	TEXAS EDUCATION AGENCY	\$225,772,752	\$11,492,030	5.09%
14	537	DEPARTMENT OF STATE HEALTH SERVICES	\$180,761,223	\$15,371,518	8.50%
15	696	TEXAS DEPT OF CRIMINAL JUSTICE	\$173,158,127	\$31,818,599	18.38%
16	744	UT HEALTH SCIENCE CENTER - HOUSTON	\$161,487,813	\$24,009,416	14.87%
17	730	UNIVERSITY OF HOUSTON	\$159,392,699	\$23,640,509	14.83%
18	405	DEPARTMENT OF PUBLIC SAFETY	\$144,093,161	\$30,919,636	21.46%
19	720	UNIVERSITY OF TEXAS SYSTEM	\$136,287,714	\$26,741,848	19.62%
20	362	TEXAS LOTTERY COMMISSION	\$131,088,958	\$13,004,377	9.92%
21	733	TEXAS TECH UNIVERSITY	\$128,315,552	\$32,101,287	25.02%
22	320	TEXAS WORKFORCE COMMISSION	\$128,143,091	\$15,299,690	11.94%



FISCAL YEAR 2024 SEMI-ANNUAL HUB REPORT
AGENCIES RANKED BY TOTAL EXPENDITURES

RANK	AGENCY #	AGENCY NAME	TOTAL EXPENDITURES	TOTAL HUB EXPENDITURES	HUB % of EXPENDITURES
23	575	TEXAS DIVISION OF EMERGENCY MANAGEME	\$117,949,466	\$7,518,143	6.37%
24	752	UNIVERSITY OF NORTH TEXAS	\$93,588,388	\$27,944,971	29.86%
25	754	TEXAS STATE UNIVERSITY	\$83,853,239	\$21,196,143	25.28%
26	802	PARKS AND WILDLIFE DEPARTMENT	\$77,695,749	\$21,001,229	27.03%
27	714	UNIVERSITY OF TEXAS AT ARLINGTON	\$75,412,477	\$14,432,712	19.14%
28	530	DEPT FAMILY AND PROTECTIVE SERVICES	\$68,056,723	\$18,803,183	27.63%
29	739	TX TECH UNIV HEALTH SCIENCES CENTER	\$67,898,166	\$13,175,160	19.40%
30	743	UNIVERSITY OF TEXAS AT SAN ANTONIO	\$61,147,195	\$22,139,747	36.21%
31	304	COMPTROLLER OF PUBLIC ACCOUNTS	\$59,406,271	\$20,814,269	35.04%
32	738	UNIVERSITY OF TEXAS AT DALLAS	\$58,045,900	\$14,080,888	24.26%
33	734	LAMAR UNIVERSITY - BEAUMONT	\$53,515,672	\$9,886,700	18.47%
34	763	UNT HEALTH SCIENCE CENTER	\$48,997,990	\$4,952,526	10.11%
35	717	TEXAS SOUTHERN UNIVERSITY	\$45,870,133	\$4,563,215	9.95%
36	713	TARLETON STATE UNIVERSITY	\$43,567,236	\$4,510,659	10.35%
37	715	PRAIRIE VIEW A & M UNIVERSITY	\$43,065,555	\$6,731,576	15.63%
38	724	UNIVERSITY OF TEXAS AT EL PASO	\$42,938,558	\$11,590,063	26.99%
39	731	TEXAS WOMAN'S UNIVERSITY	\$42,350,609	\$5,928,342	14.00%
40	709	TEXAS A&M HEALTH SCIENCE CENTER	\$42,249,977	\$8,407,236	19.90%
41	556	TEXAS A&M AGRILIFE RESEARCH	\$40,591,388	\$5,266,532	12.97%
42	774	TEXAS TECH HSC - EL PASO	\$36,847,915	\$7,812,629	21.20%
43	746	UT RIO GRANDE VALLEY	\$34,361,465	\$7,824,881	22.77%
44	300	OFFICE OF THE GOVERNOR - FISCAL	\$34,331,169	\$761,002	2.22%



FISCAL YEAR 2024 SEMI-ANNUAL HUB REPORT
AGENCIES RANKED BY TOTAL EXPENDITURES

RANK	AGENCY #	AGENCY NAME	TOTAL EXPENDITURES	TOTAL HUB EXPENDITURES	HUB % of EXPENDITURES
45	755	STEPHEN F AUSTIN STATE UNIVERSITY	\$33,709,462	\$3,443,595	10.22%
46	582	TEXAS COMM ON ENVIRONMENTAL QUALITY	\$32,879,932	\$8,779,005	26.70%
47	737	ANGELO STATE UNIVERSITY	\$31,608,117	\$6,715,967	21.25%
48	719	TEXAS STATE TECHNICAL COLLEGE	\$28,965,754	\$4,358,230	15.05%
49	327	EMPLOYEES RETIREMENT SYSTEM	\$28,765,439	\$7,850,759	27.29%
50	323	TEACHER RETIREMENT SYSTEM OF TEXAS	\$28,685,272	\$9,434,003	32.89%
51	760	TEXAS A & M UNIV - CORPUS CHRISTI	\$28,577,929	\$5,876,322	20.56%
52	732	TEXAS A & M UNIVERSITY - KINGSVILLE	\$27,182,497	\$6,934,749	25.51%
53	302	OFFICE OF THE ATTORNEY GENERAL	\$26,505,565	\$7,410,856	27.96%
54	769	UNIVERSITY OF NORTH TEXAS SYSTEM	\$25,765,404	\$2,916,339	11.32%
55	757	WEST TEXAS A & M UNIVERSITY	\$21,162,673	\$1,170,753	5.53%
56	608	TEXAS DEPARTMENT OF MOTOR VEHICLES	\$21,092,211	\$5,590,307	26.50%
57	750	UNIVERSITY OF TEXAS AT TYLER	\$20,763,192	\$1,069,898	5.15%
58	712	TEXAS A&M ENGINEERING EXPERIMENT STA	\$19,214,611	\$3,436,562	17.89%
59	751	TEXAS A & M UNIVERSITY - COMMERCE	\$18,802,085	\$3,121,953	16.60%
60	781	TX HIGHER EDUCATION COORD BOARD	\$18,124,093	\$4,310,278	23.78%
61	785	UNIV OF TEXAS HEALTH CENTER AT TYLER	\$16,395,820	\$1,913,642	11.67%
62	784	UNIVERSITY OF HOUSTON - DOWNTOWN	\$16,258,359	\$5,828,520	35.85%
63	313	DEPARTMENT OF INFORMATION RESOURCES	\$16,118,159	\$8,465,746	52.52%
64	212	OFFICE OF COURT ADMINISTRATION	\$15,091,667	\$663,028	4.39%
65	761	TEXAS A & M INTERNATIONAL UNIVERSITY	\$14,671,102	\$3,527,044	24.04%
66	742	UNIV OF TEX OF THE PERMIAN BASIN	\$13,594,920	\$1,139,431	8.38%



FISCAL YEAR 2024 SEMI-ANNUAL HUB REPORT
AGENCIES RANKED BY TOTAL EXPENDITURES

RANK	AGENCY #	AGENCY NAME	TOTAL EXPENDITURES	TOTAL HUB EXPENDITURES	HUB % of EXPENDITURES
67	808	TEXAS HISTORICAL COMMISSION	\$13,136,376	\$907,013	6.90%
68	809	STATE PRESERVATION BOARD	\$12,577,166	\$221,331	1.76%
69	306	TEXAS STATE LIBRARY & ARCHIVES COMM	\$12,573,550	\$260,930	2.08%
70	749	TEXAS A&M UNIVERSITY - SAN ANTONIO	\$11,915,398	\$2,664,349	22.36%
71	787	LAMAR STATE COLLEGE - ORANGE	\$11,713,014	\$1,098,453	9.38%
72	708	TEXAS A&M SYSTEM SHARED SERVICE CTR	\$11,386,851	\$3,338,389	29.32%
73	307	SECRETARY OF STATE	\$11,241,146	\$1,291,896	11.49%
74	718	TEXAS A & M UNIVERSITY AT GALVESTON	\$11,143,324	\$1,446,468	12.98%
75	764	TEXAS A&M UNIVERSITY-TEXARKANA	\$11,115,503	\$667,230	6.00%
76	759	UNIVERSITY OF HOUSTON - CLEAR LAKE	\$11,077,540	\$2,770,429	25.01%
77	753	SAM HOUSTON STATE UNIVERSITY	\$11,021,977	\$4,556,266	41.34%
78	644	TEXAS JUVENILE JUSTICE DEPT	\$10,568,843	\$3,117,547	29.50%
79	735	MIDWESTERN STATE UNIVERSITY	\$10,178,445	\$845,519	8.31%
80	789	LAMAR INSTITUTE OF TECHNOLOGY	\$9,601,720	\$930,568	9.69%
81	716	TEXAS A&M ENGINEERING EXTENSION SERV	\$9,445,265	\$1,503,257	15.92%
82	580	TEXAS WATER DEVELOPMENT BOARD	\$9,258,086	\$1,472,628	15.91%
83	765	UNIVERSITY OF HOUSTON-VICTORIA	\$9,214,793	\$719,269	7.81%
84	768	TEXAS TECH UNIV SYSTEM	\$9,049,883	\$656,378	7.25%
85	555	TEXAS A&M AGRILIFE EXTENSION SERVICE	\$8,619,754	\$1,919,864	22.27%
86	103	TEXAS LEGISLATIVE COUNCIL	\$8,613,466	\$631,239	7.33%
87	706	NO AGENCY NAME	\$8,065,196	\$519,344	6.44%
88	542	CANCER PREVENTION AND RESEARCH INSTI	\$7,616,795	\$284,297	3.73%



FISCAL YEAR 2024 SEMI-ANNUAL HUB REPORT
AGENCIES RANKED BY TOTAL EXPENDITURES

RANK	AGENCY #	AGENCY NAME	TOTAL EXPENDITURES	TOTAL HUB EXPENDITURES	HUB % of EXPENDITURES
89	788	LAMAR STATE COLLEGE - PORT ARTHUR	\$7,218,662	\$840,819	11.65%
90	902	COMPTROLLER / FISCAL	\$7,199,544	\$1,126,240	15.64%
91	455	RAILROAD COMMISSION OF TEXAS	\$7,054,807	\$4,644,301	65.83%
92	454	TEXAS DEPARTMENT OF INSURANCE	\$5,982,432	\$1,524,080	25.48%
93	773	UNIVERSITY OF NORTH TEXAS AT DALLAS	\$5,758,876	\$860,672	14.95%
94	592	SOIL & WATER CONSERVATION BOARD	\$5,742,781	\$78,407	1.37%
95	727	TEXAS A&M TRANSPORTATION INSTITUTE	\$5,640,998	\$1,889,009	33.49%
96	576	TEXAS A&M FOREST SERVICE	\$5,552,358	\$460,387	8.29%
97	102	HOUSE OF REPRESENTATIVES	\$4,688,715	\$40,096	0.86%
98	551	DEPARTMENT OF AGRICULTURE	\$4,685,391	\$887,410	18.94%
99	756	SUL ROSS STATE UNIVERSITY	\$4,265,113	\$546,824	12.82%
100	452	DEPT OF LICENSING & REGULATION	\$3,493,010	\$315,594	9.04%
101	452	TX DEPT OF LICENSING & REGULATION	\$3,493,010	\$315,594	9.04%
102	557	TX A&M VETERINARY MED DIAGNOSTIC LAB	\$3,472,789	\$548,688	15.80%
103	770	TEXAS A&M UNIVERSITY - CENTRAL TEXAS	\$3,390,421	\$589,062	17.37%
104	458	ALCOHOLIC BEVERAGE COMMISSION	\$3,147,668	\$10,392	0.33%
105	909	TEXAS BROADBAND DEVELOPMENT OFFICE	\$3,038,940	\$259,517	8.54%
106	515	TEXAS STATE BOARD OF PHARMACY	\$2,908,970	\$101,914	3.50%
107	772	SCHOOL FOR THE DEAF	\$2,751,600	\$130,216	4.73%
108	308	STATE AUDITOR'S OFFICE	\$2,490,422	\$332,444	13.35%
109	477	COMM/STATE EMERGENCY COMMUNICATION	\$2,473,690	\$496,755	20.08%
110	332	TX DEPT OF HOUSING & COMM AFFAIRS	\$2,334,004	\$1,282,531	54.95%



FISCAL YEAR 2024 SEMI-ANNUAL HUB REPORT
AGENCIES RANKED BY TOTAL EXPENDITURES

RANK	AGENCY #	AGENCY NAME	TOTAL EXPENDITURES	TOTAL HUB EXPENDITURES	HUB % of EXPENDITURES
111	554	TEXAS ANIMAL HEALTH COMMISSION	\$2,244,493	\$300,166	13.37%
112	407	TEXAS COMMISSION ON LAW ENFORCEMENT	\$2,234,342	\$361,947	16.20%
113	301	OFFICE OF THE GOVERNOR	\$1,986,775	\$234,184	11.79%
114	503	TEXAS MEDICAL BOARD	\$1,652,837	\$422,407	25.56%
115	783	UNIVERSITY OF HOUSTON - SYSTEM	\$1,282,129	\$72,808	5.68%
116	771	SCHOOL/BLIND AND VISUALLY IMPAIRED	\$1,238,375	\$108,578	8.77%
117	403	TEXAS VETERANS COMMISSION	\$1,134,532	\$505,808	44.58%
118	507	TEXAS BOARD OF NURSING	\$1,134,326	\$204,651	18.04%
119	101	TEXAS SENATE	\$1,071,357	\$62,212	5.81%
120	907	STATE ENERGY CONSERVATION OFFICE	\$862,671	\$140,374	16.27%
121	479	STATE OFFICE OF RISK MANAGEMENT	\$794,354	\$9,699	1.22%
122	473	PUBLIC UTILITY COMMISSION OF TEXAS	\$771,352	\$167,982	21.78%
123	347	TEXAS PUBLIC FINANCE AUTHORITY	\$711,596	\$9,306	1.31%
124	451	DEPARTMENT OF BANKING	\$695,242	\$152,789	21.98%
125	758	TEXAS STATE UNIVERSITY SYSTEM	\$673,206	\$35,610	5.29%
126	356	TEXAS ETHICS COMMISSION	\$586,130	\$436,526	74.48%
127	329	REAL ESTATE COMMISSION	\$570,327	\$287,540	50.42%
128	315	EDUCATIONAL OPPORTUNITIES AND INVEST	\$536,941	\$170,049	31.67%
129	315	PREPAID HIGHER ED. TUITION BOARD	\$536,941	\$170,049	31.67%
130	908	TEXAS BULLION DEPOSITORY (PT OF 902)	\$515,472	0	0.00%
131	510	TEXAS BEHAVIORAL HEALTH EXECUTIVE CO	\$460,607	\$6,479	1.41%
132	201	SUPREME COURT	\$459,653	\$275,431	59.92%



FISCAL YEAR 2024 SEMI-ANNUAL HUB REPORT
AGENCIES RANKED BY TOTAL EXPENDITURES

RANK	AGENCY #	AGENCY NAME	TOTAL EXPENDITURES	TOTAL HUB EXPENDITURES	HUB % of EXPENDITURES
133	364	HEALTH PROFESSIONS COUNCIL	\$459,561	\$22,460	4.89%
134	104	LEGISLATIVE BUDGET BOARD	\$350,660	\$269,672	76.90%
135	360	STATE OFC OF ADMINISTRATIVE HEARINGS	\$329,343	\$46,150	14.01%
136	476	TEXAS RACING COMMISSION	\$327,558	\$128,718	39.30%
137	326	TX EMERGENCY SVCS RETIREMENT SYST	\$315,550	\$63,842	20.23%
138	457	STATE BOARD OF PUBLIC ACCOUNTANCY	\$289,677	\$84,615	29.21%
139	504	TX STATE BOARD OF DENTAL EXAMINERS	\$288,816	\$77,524	26.84%
140	312	STATE SECURITIES BOARD	\$233,704	\$127,165	54.41%
141	466	CONSUMER CREDIT COMMISSIONER	\$222,131	\$155,912	70.19%
142	456	BOARD OF PLUMBING EXAMINERS	\$205,168	\$73,717	35.93%
143	225	COURT OF APPEALS - FIFTH COURT	\$191,048	\$1,154	0.60%
144	460	TEXAS BD OF PROF ENGINEERS & LAND SU	\$184,787	\$15,955	8.63%
145	535	TX LOW LEVEL RADIOACTIVE WASTE COMM	\$156,952	\$19,640	12.51%
146	243	STATE LAW LIBRARY	\$154,223	0	0.00%
147	450	DEPT OF SAVINGS & MORTGAGE LEND	\$150,006	\$47,622	31.75%
148	450	TX DEPT OF SAVINGS AND MTG LENDING	\$150,006	\$47,622	31.75%
149	578	BOARD OF VETERINARY MED EXAMINERS	\$119,208	\$64,770	54.33%
150	215	OFFICE OF CAPITAL AND FORENSIC WRITS	\$91,865	\$45,111	49.11%
151	338	STATE PENSION REVIEW BOARD	\$88,745	\$78,700	88.68%
152	359	OFFICE OF PUBLIC INSURANCE COUNSEL	\$80,090	\$5,653	7.06%
153	411	TX COMMISSION OF FIRE PROTECTION	\$79,725	\$42,518	53.33%
154	222	COURT OF APPEALS - SECOND COURT	\$77,102	\$1,159	1.50%



FISCAL YEAR 2024 SEMI-ANNUAL HUB REPORT
AGENCIES RANKED BY TOTAL EXPENDITURES

RANK	AGENCY #	AGENCY NAME	TOTAL EXPENDITURES	TOTAL HUB EXPENDITURES	HUB % of EXPENDITURES
155	813	TEXAS COMMISSION ON THE ARTS	\$76,540	\$6,056	7.91%
156	508	BOARD OF CHIROPRACTIC EXAMINERS	\$71,942	\$40,688	56.56%
157	224	COURT OF APPEALS - FOURTH COURT	\$71,411	\$534	0.75%
158	352	TEXAS BOND REVIEW BOARD	\$67,264	\$23,126	34.38%
159	469	CREDIT UNION DEPARTMENT	\$66,146	\$30,793	46.55%
160	448	OFFICE OF INJURED EMPLOYEE COUNSEL	\$65,607	\$4,802	7.32%
161	409	COMMISSION ON JAIL STANDARDS	\$65,459	\$21,082	32.21%
162	105	LEGISLATIVE REFERENCE LIBRARY	\$54,743	0	0.00%
163	459	TX BOARD OF ARCHITECTURAL EXAMINERS	\$47,684	\$3,180	6.67%
164	211	COURT OF CRIMINAL APPEALS	\$44,708	\$2,268	5.07%
165	242	COMMISSION ON JUDICIAL CONDUCT	\$39,848	0	0.00%
166	533	EXEC CNCL OF PHYSICAL & OCC THERAPY	\$39,471	\$14,196	35.97%
167	513	TEXAS FUNERAL SERVICE COMMISSION	\$37,856	\$9,399	24.83%
168	231	COURT OF APPEALS - ELEVENTH COURT	\$33,181	\$401	1.21%
169	228	COURT OF APPEALS - EIGHTH COURT	\$29,196	\$7,438	25.48%
170	475	OFFICE OF PUBLIC UTILITY COUNSEL	\$23,412	\$235	1.00%
171	116	SUNSET ADVISORY BOARD	\$21,861	\$7,869	35.99%
172	233	COURT OF APPEALS - THIRTEENTH COURT	\$19,113	0	0.00%
173	234	COURT OF APPEALS -FOURTEENTH COURT	\$18,863	0	0.00%
174	227	COURT OF APPEALS - SEVENTH COURT	\$18,031	\$1,199	6.65%
175	221	FIRST COURT OF APPEALS	\$15,912	0	0.00%
176	230	COURT OF APPEALS - TENTH COURT	\$14,071	\$5,414	38.48%



FISCAL YEAR 2024 SEMI-ANNUAL HUB REPORT
AGENCIES RANKED BY TOTAL EXPENDITURES

RANK	AGENCY #	AGENCY NAME	TOTAL EXPENDITURES	TOTAL HUB EXPENDITURES	HUB % of EXPENDITURES
177	481	BOARD OF PROFESSIONAL GEOSCIENTISTS	\$12,627	\$6,502	51.49%
178	514	TEXAS OPTOMETRY BOARD	\$12,016	\$7,995	66.54%
179	226	COURT OF APPEALS - SIXTH COURT	\$11,165	0	0.00%
180	229	COURT OF APPEALS - NINTH COURT	\$8,523	\$6,110	71.68%
181	232	COURT OF APPEALS - TWELFTH DISTRICT	\$8,115	\$730	8.99%
182	213	OFFICE OF STATE PROSECUTING ATTORNEY	\$650	0	0.00%



FISCAL YEAR 2024 SEMI-ANNUAL HUB REPORT

AGENCIES RANKED BY TOTAL HUB EXPENDITURES

RANK	AGENCY #	AGENCY NAME	TOTAL EXPENDITURES	TOTAL HUB EXPENDITURES	HUB % of EXPENDITURES
1	601	TEXAS DEPARTMENT OF TRANSPORTATION	\$6,506,671,557	\$614,752,260	9.45%
2	529	HEALTH & HUMAN SERVICES COMMISSION	\$823,010,409	\$103,135,054	12.53%
3	710	THE TEXAS A&M UNIVERSITY SYSTEM	\$238,793,885	\$74,056,882	31.01%
4	721	UNIVERSITY OF TEXAS AT AUSTIN	\$406,564,207	\$72,730,737	17.89%
5	711	TEXAS A & M UNIVERSITY (MAIN UNIV)	\$293,481,653	\$71,537,259	24.38%
6	506	UT MD ANDERSON CANCER CENTER	\$1,349,459,078	\$62,583,257	4.64%
7	729	UT SOUTHWESTERN MEDICAL CENTER	\$924,433,424	\$59,595,802	6.45%
8	303	TEXAS FACILITIES COMMISSION	\$439,892,817	\$56,227,771	12.78%
9	745	UT HEALTH SCIENCE CENTER-SAN ANTONIO	\$279,679,696	\$44,529,860	15.92%
10	305	GENERAL LAND OFFICE	\$365,303,989	\$35,750,665	9.79%
11	723	UNIVERSITY OF TEXAS MEDICAL BRANCH	\$434,124,829	\$32,458,801	7.48%
12	733	TEXAS TECH UNIVERSITY	\$128,315,552	\$32,101,287	25.02%
13	696	TEXAS DEPT OF CRIMINAL JUSTICE	\$173,158,127	\$31,818,599	18.38%
14	405	DEPARTMENT OF PUBLIC SAFETY	\$144,093,161	\$30,919,636	21.46%
15	752	UNIVERSITY OF NORTH TEXAS	\$93,588,388	\$27,944,971	29.86%
16	720	UNIVERSITY OF TEXAS SYSTEM	\$136,287,714	\$26,741,848	19.62%
17	744	UT HEALTH SCIENCE CENTER - HOUSTON	\$161,487,813	\$24,009,416	14.87%
18	730	UNIVERSITY OF HOUSTON	\$159,392,699	\$23,640,509	14.83%
19	743	UNIVERSITY OF TEXAS AT SAN ANTONIO	\$61,147,195	\$22,139,747	36.21%
20	754	TEXAS STATE UNIVERSITY	\$83,853,239	\$21,196,143	25.28%
21	802	PARKS AND WILDLIFE DEPARTMENT	\$77,695,749	\$21,001,229	27.03%
22	304	COMPTROLLER OF PUBLIC ACCOUNTS	\$59,406,271	\$20,814,269	35.04%



FISCAL YEAR 2024 SEMI-ANNUAL HUB REPORT

AGENCIES RANKED BY TOTAL HUB EXPENDITURES

RANK	AGENCY #	AGENCY NAME	TOTAL EXPENDITURES	TOTAL HUB EXPENDITURES	HUB % of EXPENDITURES
23	530	DEPT FAMILY AND PROTECTIVE SERVICES	\$68,056,723	\$18,803,183	27.63%
24	401	TEXAS MILITARY DEPARTMENT	\$310,599,125	\$18,745,008	6.04%
25	537	DEPARTMENT OF STATE HEALTH SERVICES	\$180,761,223	\$15,371,518	8.50%
26	320	TEXAS WORKFORCE COMMISSION	\$128,143,091	\$15,299,690	11.94%
27	714	UNIVERSITY OF TEXAS AT ARLINGTON	\$75,412,477	\$14,432,712	19.14%
28	738	UNIVERSITY OF TEXAS AT DALLAS	\$58,045,900	\$14,080,888	24.26%
29	739	TX TECH UNIV HEALTH SCIENCES CENTER	\$67,898,166	\$13,175,160	19.40%
30	362	TEXAS LOTTERY COMMISSION	\$131,088,958	\$13,004,377	9.92%
31	724	UNIVERSITY OF TEXAS AT EL PASO	\$42,938,558	\$11,590,063	26.99%
32	701	TEXAS EDUCATION AGENCY	\$225,772,752	\$11,492,030	5.09%
33	734	LAMAR UNIVERSITY - BEAUMONT	\$53,515,672	\$9,886,700	18.47%
34	323	TEACHER RETIREMENT SYSTEM OF TEXAS	\$28,685,272	\$9,434,003	32.89%
35	582	TEXAS COMM ON ENVIRONMENTAL QUALITY	\$32,879,932	\$8,779,005	26.70%
36	313	DEPARTMENT OF INFORMATION RESOURCES	\$16,118,159	\$8,465,746	52.52%
37	709	TEXAS A&M HEALTH SCIENCE CENTER	\$42,249,977	\$8,407,236	19.90%
38	327	EMPLOYEES RETIREMENT SYSTEM	\$28,765,439	\$7,850,759	27.29%
39	746	UT RIO GRANDE VALLEY	\$34,361,465	\$7,824,881	22.77%
40	774	TEXAS TECH HSC - EL PASO	\$36,847,915	\$7,812,629	21.20%
41	575	TEXAS DIVISION OF EMERGENCY MANAGEME	\$117,949,466	\$7,518,143	6.37%
42	302	OFFICE OF THE ATTORNEY GENERAL	\$26,505,565	\$7,410,856	27.96%
43	732	TEXAS A & M UNIVERSITY - KINGSVILLE	\$27,182,497	\$6,934,749	25.51%
44	715	PRAIRIE VIEW A & M UNIVERSITY	\$43,065,555	\$6,731,576	15.63%



FISCAL YEAR 2024 SEMI-ANNUAL HUB REPORT

AGENCIES RANKED BY TOTAL HUB EXPENDITURES

RANK	AGENCY #	AGENCY NAME	TOTAL EXPENDITURES	TOTAL HUB EXPENDITURES	HUB % of EXPENDITURES
45	737	ANGELO STATE UNIVERSITY	\$31,608,117	\$6,715,967	21.25%
46	731	TEXAS WOMAN'S UNIVERSITY	\$42,350,609	\$5,928,342	14.00%
47	760	TEXAS A & M UNIV - CORPUS CHRISTI	\$28,577,929	\$5,876,322	20.56%
48	784	UNIVERSITY OF HOUSTON - DOWNTOWN	\$16,258,359	\$5,828,520	35.85%
49	608	TEXAS DEPARTMENT OF MOTOR VEHICLES	\$21,092,211	\$5,590,307	26.50%
50	556	TEXAS A&M AGRILIFE RESEARCH	\$40,591,388	\$5,266,532	12.97%
51	763	UNT HEALTH SCIENCE CENTER	\$48,997,990	\$4,952,526	10.11%
52	455	RAILROAD COMMISSION OF TEXAS	\$7,054,807	\$4,644,301	65.83%
53	717	TEXAS SOUTHERN UNIVERSITY	\$45,870,133	\$4,563,215	9.95%
54	753	SAM HOUSTON STATE UNIVERSITY	\$11,021,977	\$4,556,266	41.34%
55	713	TARLETON STATE UNIVERSITY	\$43,567,236	\$4,510,659	10.35%
56	719	TEXAS STATE TECHNICAL COLLEGE	\$28,965,754	\$4,358,230	15.05%
57	781	TX HIGHER EDUCATION COORD BOARD	\$18,124,093	\$4,310,278	23.78%
58	761	TEXAS A & M INTERNATIONAL UNIVERSITY	\$14,671,102	\$3,527,044	24.04%
59	755	STEPHEN F AUSTIN STATE UNIVERSITY	\$33,709,462	\$3,443,595	10.22%
60	712	TEXAS A&M ENGINEERING EXPERIMENT STA	\$19,214,611	\$3,436,562	17.89%
61	708	TEXAS A&M SYSTEM SHARED SERVICE CTR	\$11,386,851	\$3,338,389	29.32%
62	751	TEXAS A & M UNIVERSITY - COMMERCE	\$18,802,085	\$3,121,953	16.60%
63	644	TEXAS JUVENILE JUSTICE DEPT	\$10,568,843	\$3,117,547	29.50%
64	769	UNIVERSITY OF NORTH TEXAS SYSTEM	\$25,765,404	\$2,916,339	11.32%
65	759	UNIVERSITY OF HOUSTON - CLEAR LAKE	\$11,077,540	\$2,770,429	25.01%
66	749	TEXAS A&M UNIVERSITY - SAN ANTONIO	\$11,915,398	\$2,664,349	22.36%



FISCAL YEAR 2024 SEMI-ANNUAL HUB REPORT

AGENCIES RANKED BY TOTAL HUB EXPENDITURES

RANK	AGENCY #	AGENCY NAME	TOTAL EXPENDITURES	TOTAL HUB EXPENDITURES	HUB % of EXPENDITURES
67	555	TEXAS A&M AGRILIFE EXTENSION SERVICE	\$8,619,754	\$1,919,864	22.27%
68	785	UNIV OF TEXAS HEALTH CENTER AT TYLER	\$16,395,820	\$1,913,642	11.67%
69	727	TEXAS A&M TRANSPORTATION INSTITUTE	\$5,640,998	\$1,889,009	33.49%
70	454	TEXAS DEPARTMENT OF INSURANCE	\$5,982,432	\$1,524,080	25.48%
71	716	TEXAS A&M ENGINEERING EXTENSION SERV	\$9,445,265	\$1,503,257	15.92%
72	580	TEXAS WATER DEVELOPMENT BOARD	\$9,258,086	\$1,472,628	15.91%
73	718	TEXAS A & M UNIVERSITY AT GALVESTON	\$11,143,324	\$1,446,468	12.98%
74	307	SECRETARY OF STATE	\$11,241,146	\$1,291,896	11.49%
75	332	TX DEPT OF HOUSING & COMM AFFAIRS	\$2,334,004	\$1,282,531	54.95%
76	757	WEST TEXAS A & M UNIVERSITY	\$21,162,673	\$1,170,753	5.53%
77	742	UNIV OF TEX OF THE PERMIAN BASIN	\$13,594,920	\$1,139,431	8.38%
78	902	COMPTROLLER / FISCAL	\$7,199,544	\$1,126,240	15.64%
79	787	LAMAR STATE COLLEGE - ORANGE	\$11,713,014	\$1,098,453	9.38%
80	750	UNIVERSITY OF TEXAS AT TYLER	\$20,763,192	\$1,069,898	5.15%
81	789	LAMAR INSTITUTE OF TECHNOLOGY	\$9,601,720	\$930,568	9.69%
82	808	TEXAS HISTORICAL COMMISSION	\$13,136,376	\$907,013	6.90%
83	551	DEPARTMENT OF AGRICULTURE	\$4,685,391	\$887,410	18.94%
84	773	UNIVERSITY OF NORTH TEXAS AT DALLAS	\$5,758,876	\$860,672	14.95%
85	735	MIDWESTERN STATE UNIVERSITY	\$10,178,445	\$845,519	8.31%
86	788	LAMAR STATE COLLEGE - PORT ARTHUR	\$7,218,662	\$840,819	11.65%
87	300	OFFICE OF THE GOVERNOR - FISCAL	\$34,331,169	\$761,002	2.22%
88	765	UNIVERSITY OF HOUSTON-VICTORIA	\$9,214,793	\$719,269	7.81%



FISCAL YEAR 2024 SEMI-ANNUAL HUB REPORT

AGENCIES RANKED BY TOTAL HUB EXPENDITURES

RANK	AGENCY #	AGENCY NAME	TOTAL EXPENDITURES	TOTAL HUB EXPENDITURES	HUB % of EXPENDITURES
89	764	TEXAS A&M UNIVERSITY-TEXARKANA	\$11,115,503	\$667,230	6.00%
90	212	OFFICE OF COURT ADMINISTRATION	\$15,091,667	\$663,028	4.39%
91	768	TEXAS TECH UNIV SYSTEM	\$9,049,883	\$656,378	7.25%
92	103	TEXAS LEGISLATIVE COUNCIL	\$8,613,466	\$631,239	7.33%
93	770	TEXAS A&M UNIVERSITY - CENTRAL TEXAS	\$3,390,421	\$589,062	17.37%
94	557	TX A&M VETERINARY MED DIAGNOSTIC LAB	\$3,472,789	\$548,688	15.80%
95	756	SUL ROSS STATE UNIVERSITY	\$4,265,113	\$546,824	12.82%
96	706	NO AGENCY NAME	\$8,065,196	\$519,344	6.44%
97	403	TEXAS VETERANS COMMISSION	\$1,134,532	\$505,808	44.58%
98	477	COMM/STATE EMERGENCY COMMUNICATION	\$2,473,690	\$496,755	20.08%
99	576	TEXAS A&M FOREST SERVICE	\$5,552,358	\$460,387	8.29%
100	356	TEXAS ETHICS COMMISSION	\$586,130	\$436,526	74.48%
101	503	TEXAS MEDICAL BOARD	\$1,652,837	\$422,407	25.56%
102	407	TEXAS COMMISSION ON LAW ENFORCEMENT	\$2,234,342	\$361,947	16.20%
103	308	STATE AUDITOR'S OFFICE	\$2,490,422	\$332,444	13.35%
104	452	DEPT OF LICENSING & REGULATION	\$3,493,010	\$315,594	9.04%
105	452	TX DEPT OF LICENSING & REGULATION	\$3,493,010	\$315,594	9.04%
106	554	TEXAS ANIMAL HEALTH COMMISSION	\$2,244,493	\$300,166	13.37%
107	329	REAL ESTATE COMMISSION	\$570,327	\$287,540	50.42%
108	542	CANCER PREVENTION AND RESEARCH INSTI	\$7,616,795	\$284,297	3.73%
109	201	SUPREME COURT	\$459,653	\$275,431	59.92%
110	104	LEGISLATIVE BUDGET BOARD	\$350,660	\$269,672	76.90%



FISCAL YEAR 2024 SEMI-ANNUAL HUB REPORT

AGENCIES RANKED BY TOTAL HUB EXPENDITURES

RANK	AGENCY #	AGENCY NAME	TOTAL EXPENDITURES	TOTAL HUB EXPENDITURES	HUB % of EXPENDITURES
111	306	TEXAS STATE LIBRARY & ARCHIVES COMM	\$12,573,550	\$260,930	2.08%
112	909	TEXAS BROADBAND DEVELOPMENT OFFICE	\$3,038,940	\$259,517	8.54%
113	301	OFFICE OF THE GOVERNOR	\$1,986,775	\$234,184	11.79%
114	809	STATE PRESERVATION BOARD	\$12,577,166	\$221,331	1.76%
115	507	TEXAS BOARD OF NURSING	\$1,134,326	\$204,651	18.04%
116	315	EDUCATIONAL OPPORTUNITIES AND INVEST	\$536,941	\$170,049	31.67%
117	315	PREPAID HIGHER ED. TUITION BOARD	\$536,941	\$170,049	31.67%
118	473	PUBLIC UTILITY COMMISSION OF TEXAS	\$771,352	\$167,982	21.78%
119	466	CONSUMER CREDIT COMMISSIONER	\$222,131	\$155,912	70.19%
120	451	DEPARTMENT OF BANKING	\$695,242	\$152,789	21.98%
121	907	STATE ENERGY CONSERVATION OFFICE	\$862,671	\$140,374	16.27%
122	772	SCHOOL FOR THE DEAF	\$2,751,600	\$130,216	4.73%
123	476	TEXAS RACING COMMISSION	\$327,558	\$128,718	39.30%
124	312	STATE SECURITIES BOARD	\$233,704	\$127,165	54.41%
125	771	SCHOOL/BLIND AND VISUALLY IMPAIRED	\$1,238,375	\$108,578	8.77%
126	515	TEXAS STATE BOARD OF PHARMACY	\$2,908,970	\$101,914	3.50%
127	457	STATE BOARD OF PUBLIC ACCOUNTANCY	\$289,677	\$84,615	29.21%
128	338	STATE PENSION REVIEW BOARD	\$88,745	\$78,700	88.68%
129	592	SOIL & WATER CONSERVATION BOARD	\$5,742,781	\$78,407	1.37%
130	504	TX STATE BOARD OF DENTAL EXAMINERS	\$288,816	\$77,524	26.84%
131	456	BOARD OF PLUMBING EXAMINERS	\$205,168	\$73,717	35.93%
132	783	UNIVERSITY OF HOUSTON - SYSTEM	\$1,282,129	\$72,808	5.68%



FISCAL YEAR 2024 SEMI-ANNUAL HUB REPORT

AGENCIES RANKED BY TOTAL HUB EXPENDITURES

RANK	AGENCY #	AGENCY NAME	TOTAL EXPENDITURES	TOTAL HUB EXPENDITURES	HUB % of EXPENDITURES
133	578	BOARD OF VETERINARY MED EXAMINERS	\$119,208	\$64,770	54.33%
134	326	TX EMERGENCY SVCS RETIREMENT SYST	\$315,550	\$63,842	20.23%
135	101	TEXAS SENATE	\$1,071,357	\$62,212	5.81%
136	450	DEPT OF SAVINGS & MORTGAGE LEND	\$150,006	\$47,622	31.75%
137	450	TX DEPT OF SAVINGS AND MTG LENDING	\$150,006	\$47,622	31.75%
138	360	STATE OFC OF ADMINISTRATIVE HEARINGS	\$329,343	\$46,150	14.01%
139	215	OFFICE OF CAPITAL AND FORENSIC WRITS	\$91,865	\$45,111	49.11%
140	411	TX COMMISSION OF FIRE PROTECTION	\$79,725	\$42,518	53.33%
141	508	BOARD OF CHIROPRACTIC EXAMINERS	\$71,942	\$40,688	56.56%
142	102	HOUSE OF REPRESENTATIVES	\$4,688,715	\$40,096	0.86%
143	758	TEXAS STATE UNIVERSITY SYSTEM	\$673,206	\$35,610	5.29%
144	469	CREDIT UNION DEPARTMENT	\$66,146	\$30,793	46.55%
145	352	TEXAS BOND REVIEW BOARD	\$67,264	\$23,126	34.38%
146	364	HEALTH PROFESSIONS COUNCIL	\$459,561	\$22,460	4.89%
147	409	COMMISSION ON JAIL STANDARDS	\$65,459	\$21,082	32.21%
148	535	TX LOW LEVEL RADIOACTIVE WASTE COMM	\$156,952	\$19,640	12.51%
149	460	TEXAS BD OF PROF ENGINEERS & LAND SU	\$184,787	\$15,955	8.63%
150	533	EXEC CNCL OF PHYSICAL & OCC THERAPY	\$39,471	\$14,196	35.97%
151	458	ALCOHOLIC BEVERAGE COMMISSION	\$3,147,668	\$10,392	0.33%
152	479	STATE OFFICE OF RISK MANAGEMENT	\$794,354	\$9,699	1.22%
153	513	TEXAS FUNERAL SERVICE COMMISSION	\$37,856	\$9,399	24.83%
154	347	TEXAS PUBLIC FINANCE AUTHORITY	\$711,596	\$9,306	1.31%



FISCAL YEAR 2024 SEMI-ANNUAL HUB REPORT

AGENCIES RANKED BY TOTAL HUB EXPENDITURES

RANK	AGENCY #	AGENCY NAME	TOTAL EXPENDITURES	TOTAL HUB EXPENDITURES	HUB % of EXPENDITURES
155	514	TEXAS OPTOMETRY BOARD	\$12,016	\$7,995	66.54%
156	116	SUNSET ADVISORY BOARD	\$21,861	\$7,869	35.99%
157	228	COURT OF APPEALS - EIGHTH COURT	\$29,196	\$7,438	25.48%
158	481	BOARD OF PROFESSIONAL GEOSCIENTISTS	\$12,627	\$6,502	51.49%
159	510	TEXAS BEHAVIORAL HEALTH EXECUTIVE CO	\$460,607	\$6,479	1.41%
160	229	COURT OF APPEALS - NINTH COURT	\$8,523	\$6,110	71.68%
161	813	TEXAS COMMISSION ON THE ARTS	\$76,540	\$6,056	7.91%
162	359	OFFICE OF PUBLIC INSURANCE COUNSEL	\$80,090	\$5,653	7.06%
163	230	COURT OF APPEALS - TENTH COURT	\$14,071	\$5,414	38.48%
164	448	OFFICE OF INJURED EMPLOYEE COUNSEL	\$65,607	\$4,802	7.32%
165	459	TX BOARD OF ARCHITECTURAL EXAMINERS	\$47,684	\$3,180	6.67%
166	211	COURT OF CRIMINAL APPEALS	\$44,708	\$2,268	5.07%
167	227	COURT OF APPEALS - SEVENTH COURT	\$18,031	\$1,199	6.65%
168	222	COURT OF APPEALS - SECOND COURT	\$77,102	\$1,159	1.50%
169	225	COURT OF APPEALS - FIFTH COURT	\$191,048	\$1,154	0.60%
170	232	COURT OF APPEALS - TWELFTH DISTRICT	\$8,115	\$730	8.99%
171	224	COURT OF APPEALS - FOURTH COURT	\$71,411	\$534	0.75%
172	231	COURT OF APPEALS - ELEVENTH COURT	\$33,181	\$401	1.21%
173	475	OFFICE OF PUBLIC UTILITY COUNSEL	\$23,412	\$235	1.00%
174	105	LEGISLATIVE REFERENCE LIBRARY	\$54,743	0	0.00%
175	213	OFFICE OF STATE PROSECUTING ATTORNEY	\$650	0	0.00%
176	221	FIRST COURT OF APPEALS	\$15,912	0	0.00%



FISCAL YEAR 2024 SEMI-ANNUAL HUB REPORT
AGENCIES RANKED BY TOTAL HUB EXPENDITURES

RANK	AGENCY #	AGENCY NAME	TOTAL EXPENDITURES	TOTAL HUB EXPENDITURES	HUB % of EXPENDITURES
177	226	COURT OF APPEALS - SIXTH COURT	\$11,165	0	0.00%
178	233	COURT OF APPEALS - THIRTEENTH COURT	\$19,113	0	0.00%
179	234	COURT OF APPEALS -FOURTEENTH COURT	\$18,863	0	0.00%
180	242	COMMISSION ON JUDICIAL CONDUCT	\$39,848	0	0.00%
181	243	STATE LAW LIBRARY	\$154,223	0	0.00%
182	908	TEXAS BULLION DEPOSITORY (PT OF 902)	\$515,472	0	0.00%



FISCAL YEAR 2024 SEMI-ANNUAL HUB REPORT

AGENCIES RANKED BY HUB % OF EXPENDITURES

RANK	AGENCY #	AGENCY NAME	TOTAL EXPENDITURES	TOTAL HUB EXPENDITURES	HUB % of EXPENDITURES
1	338	STATE PENSION REVIEW BOARD	\$88,745	\$78,700	88.68%
2	104	LEGISLATIVE BUDGET BOARD	\$350,660	\$269,672	76.90%
3	356	TEXAS ETHICS COMMISSION	\$586,130	\$436,526	74.48%
4	229	COURT OF APPEALS - NINTH COURT	\$8,523	\$6,110	71.68%
5	466	CONSUMER CREDIT COMMISSIONER	\$222,131	\$155,912	70.19%
6	514	TEXAS OPTOMETRY BOARD	\$12,016	\$7,995	66.54%
7	455	RAILROAD COMMISSION OF TEXAS	\$7,054,807	\$4,644,301	65.83%
8	201	SUPREME COURT	\$459,653	\$275,431	59.92%
9	508	BOARD OF CHIROPRACTIC EXAMINERS	\$71,942	\$40,688	56.56%
10	332	TX DEPT OF HOUSING & COMM AFFAIRS	\$2,334,004	\$1,282,531	54.95%
11	312	STATE SECURITIES BOARD	\$233,704	\$127,165	54.41%
12	578	BOARD OF VETERINARY MED EXAMINERS	\$119,208	\$64,770	54.33%
13	411	TX COMMISSION OF FIRE PROTECTION	\$79,725	\$42,518	53.33%
14	313	DEPARTMENT OF INFORMATION RESOURCES	\$16,118,159	\$8,465,746	52.52%
15	481	BOARD OF PROFESSIONAL GEOSCIENTISTS	\$12,627	\$6,502	51.49%
16	329	REAL ESTATE COMMISSION	\$570,327	\$287,540	50.42%
17	215	OFFICE OF CAPITAL AND FORENSIC WRITS	\$91,865	\$45,111	49.11%
18	469	CREDIT UNION DEPARTMENT	\$66,146	\$30,793	46.55%
19	403	TEXAS VETERANS COMMISSION	\$1,134,532	\$505,808	44.58%
20	753	SAM HOUSTON STATE UNIVERSITY	\$11,021,977	\$4,556,266	41.34%
21	476	TEXAS RACING COMMISSION	\$327,558	\$128,718	39.30%
22	230	COURT OF APPEALS - TENTH COURT	\$14,071	\$5,414	38.48%



FISCAL YEAR 2024 SEMI-ANNUAL HUB REPORT

AGENCIES RANKED BY HUB % OF EXPENDITURES

RANK	AGENCY #	AGENCY NAME	TOTAL EXPENDITURES	TOTAL HUB EXPENDITURES	HUB % of EXPENDITURES
23	743	UNIVERSITY OF TEXAS AT SAN ANTONIO	\$61,147,195	\$22,139,747	36.21%
24	116	SUNSET ADVISORY BOARD	\$21,861	\$7,869	35.99%
25	533	EXEC CNCL OF PHYSICAL & OCC THERAPY	\$39,471	\$14,196	35.97%
26	456	BOARD OF PLUMBING EXAMINERS	\$205,168	\$73,717	35.93%
27	784	UNIVERSITY OF HOUSTON - DOWNTOWN	\$16,258,359	\$5,828,520	35.85%
28	304	COMPTROLLER OF PUBLIC ACCOUNTS	\$59,406,271	\$20,814,269	35.04%
29	352	TEXAS BOND REVIEW BOARD	\$67,264	\$23,126	34.38%
30	727	TEXAS A&M TRANSPORTATION INSTITUTE	\$5,640,998	\$1,889,009	33.49%
31	323	TEACHER RETIREMENT SYSTEM OF TEXAS	\$28,685,272	\$9,434,003	32.89%
32	409	COMMISSION ON JAIL STANDARDS	\$65,459	\$21,082	32.21%
33	450	DEPT OF SAVINGS & MORTGAGE LEND	\$150,006	\$47,622	31.75%
34	450	TX DEPT OF SAVINGS AND MTG LENDING	\$150,006	\$47,622	31.75%
35	315	EDUCATIONAL OPPORTUNITIES AND INVEST	\$536,941	\$170,049	31.67%
36	315	PREPAID HIGHER ED. TUITION BOARD	\$536,941	\$170,049	31.67%
37	710	THE TEXAS A&M UNIVERSITY SYSTEM	\$238,793,885	\$74,056,882	31.01%
38	752	UNIVERSITY OF NORTH TEXAS	\$93,588,388	\$27,944,971	29.86%
39	644	TEXAS JUVENILE JUSTICE DEPT	\$10,568,843	\$3,117,547	29.50%
40	708	TEXAS A&M SYSTEM SHARED SERVICE CTR	\$11,386,851	\$3,338,389	29.32%
41	457	STATE BOARD OF PUBLIC ACCOUNTANCY	\$289,677	\$84,615	29.21%
42	302	OFFICE OF THE ATTORNEY GENERAL	\$26,505,565	\$7,410,856	27.96%
43	530	DEPT FAMILY AND PROTECTIVE SERVICES	\$68,056,723	\$18,803,183	27.63%
44	327	EMPLOYEES RETIREMENT SYSTEM	\$28,765,439	\$7,850,759	27.29%



FISCAL YEAR 2024 SEMI-ANNUAL HUB REPORT

AGENCIES RANKED BY HUB % OF EXPENDITURES

RANK	AGENCY #	AGENCY NAME	TOTAL EXPENDITURES	TOTAL HUB EXPENDITURES	HUB % of EXPENDITURES
45	802	PARKS AND WILDLIFE DEPARTMENT	\$77,695,749	\$21,001,229	27.03%
46	724	UNIVERSITY OF TEXAS AT EL PASO	\$42,938,558	\$11,590,063	26.99%
47	504	TX STATE BOARD OF DENTAL EXAMINERS	\$288,816	\$77,524	26.84%
48	582	TEXAS COMM ON ENVIRONMENTAL QUALITY	\$32,879,932	\$8,779,005	26.70%
49	608	TEXAS DEPARTMENT OF MOTOR VEHICLES	\$21,092,211	\$5,590,307	26.50%
50	503	TEXAS MEDICAL BOARD	\$1,652,837	\$422,407	25.56%
51	732	TEXAS A & M UNIVERSITY - KINGSVILLE	\$27,182,497	\$6,934,749	25.51%
52	454	TEXAS DEPARTMENT OF INSURANCE	\$5,982,432	\$1,524,080	25.48%
53	228	COURT OF APPEALS - EIGHTH COURT	\$29,196	\$7,438	25.48%
54	754	TEXAS STATE UNIVERSITY	\$83,853,239	\$21,196,143	25.28%
55	733	TEXAS TECH UNIVERSITY	\$128,315,552	\$32,101,287	25.02%
56	759	UNIVERSITY OF HOUSTON - CLEAR LAKE	\$11,077,540	\$2,770,429	25.01%
57	513	TEXAS FUNERAL SERVICE COMMISSION	\$37,856	\$9,399	24.83%
58	711	TEXAS A & M UNIVERSITY (MAIN UNIV)	\$293,481,653	\$71,537,259	24.38%
59	738	UNIVERSITY OF TEXAS AT DALLAS	\$58,045,900	\$14,080,888	24.26%
60	761	TEXAS A & M INTERNATIONAL UNIVERSITY	\$14,671,102	\$3,527,044	24.04%
61	781	TX HIGHER EDUCATION COORD BOARD	\$18,124,093	\$4,310,278	23.78%
62	746	UT RIO GRANDE VALLEY	\$34,361,465	\$7,824,881	22.77%
63	749	TEXAS A&M UNIVERSITY - SAN ANTONIO	\$11,915,398	\$2,664,349	22.36%
64	555	TEXAS A&M AGRILIFE EXTENSION SERVICE	\$8,619,754	\$1,919,864	22.27%
65	451	DEPARTMENT OF BANKING	\$695,242	\$152,789	21.98%
66	473	PUBLIC UTILITY COMMISSION OF TEXAS	\$771,352	\$167,982	21.78%



FISCAL YEAR 2024 SEMI-ANNUAL HUB REPORT

AGENCIES RANKED BY HUB % OF EXPENDITURES

RANK	AGENCY #	AGENCY NAME	TOTAL EXPENDITURES	TOTAL HUB EXPENDITURES	HUB % of EXPENDITURES
67	405	DEPARTMENT OF PUBLIC SAFETY	\$144,093,161	\$30,919,636	21.46%
68	737	ANGELO STATE UNIVERSITY	\$31,608,117	\$6,715,967	21.25%
69	774	TEXAS TECH HSC - EL PASO	\$36,847,915	\$7,812,629	21.20%
70	760	TEXAS A & M UNIV - CORPUS CHRISTI	\$28,577,929	\$5,876,322	20.56%
71	326	TX EMERGENCY SVCS RETIREMENT SYST	\$315,550	\$63,842	20.23%
72	477	COMM/STATE EMERGENCY COMMUNICATION	\$2,473,690	\$496,755	20.08%
73	709	TEXAS A&M HEALTH SCIENCE CENTER	\$42,249,977	\$8,407,236	19.90%
74	720	UNIVERSITY OF TEXAS SYSTEM	\$136,287,714	\$26,741,848	19.62%
75	739	TX TECH UNIV HEALTH SCIENCES CENTER	\$67,898,166	\$13,175,160	19.40%
76	714	UNIVERSITY OF TEXAS AT ARLINGTON	\$75,412,477	\$14,432,712	19.14%
77	551	DEPARTMENT OF AGRICULTURE	\$4,685,391	\$887,410	18.94%
78	734	LAMAR UNIVERSITY - BEAUMONT	\$53,515,672	\$9,886,700	18.47%
79	696	TEXAS DEPT OF CRIMINAL JUSTICE	\$173,158,127	\$31,818,599	18.38%
80	507	TEXAS BOARD OF NURSING	\$1,134,326	\$204,651	18.04%
81	721	UNIVERSITY OF TEXAS AT AUSTIN	\$406,564,207	\$72,730,737	17.89%
82	712	TEXAS A&M ENGINEERING EXPERIMENT STA	\$19,214,611	\$3,436,562	17.89%
83	770	TEXAS A&M UNIVERSITY - CENTRAL TEXAS	\$3,390,421	\$589,062	17.37%
84	751	TEXAS A & M UNIVERSITY - COMMERCE	\$18,802,085	\$3,121,953	16.60%
85	907	STATE ENERGY CONSERVATION OFFICE	\$862,671	\$140,374	16.27%
86	407	TEXAS COMMISSION ON LAW ENFORCEMENT	\$2,234,342	\$361,947	16.20%
87	745	UT HEALTH SCIENCE CENTER-SAN ANTONIO	\$279,679,696	\$44,529,860	15.92%
88	716	TEXAS A&M ENGINEERING EXTENSION SERV	\$9,445,265	\$1,503,257	15.92%



FISCAL YEAR 2024 SEMI-ANNUAL HUB REPORT

AGENCIES RANKED BY HUB % OF EXPENDITURES

RANK	AGENCY #	AGENCY NAME	TOTAL EXPENDITURES	TOTAL HUB EXPENDITURES	HUB % of EXPENDITURES
89	580	TEXAS WATER DEVELOPMENT BOARD	\$9,258,086	\$1,472,628	15.91%
90	557	TX A&M VETERINARY MED DIAGNOSTIC LAB	\$3,472,789	\$548,688	15.80%
91	902	COMPTROLLER / FISCAL	\$7,199,544	\$1,126,240	15.64%
92	715	PRAIRIE VIEW A & M UNIVERSITY	\$43,065,555	\$6,731,576	15.63%
93	719	TEXAS STATE TECHNICAL COLLEGE	\$28,965,754	\$4,358,230	15.05%
94	773	UNIVERSITY OF NORTH TEXAS AT DALLAS	\$5,758,876	\$860,672	14.95%
95	744	UT HEALTH SCIENCE CENTER - HOUSTON	\$161,487,813	\$24,009,416	14.87%
96	730	UNIVERSITY OF HOUSTON	\$159,392,699	\$23,640,509	14.83%
97	360	STATE OFC OF ADMINISTRATIVE HEARINGS	\$329,343	\$46,150	14.01%
98	731	TEXAS WOMAN'S UNIVERSITY	\$42,350,609	\$5,928,342	14.00%
99	554	TEXAS ANIMAL HEALTH COMMISSION	\$2,244,493	\$300,166	13.37%
100	308	STATE AUDITOR'S OFFICE	\$2,490,422	\$332,444	13.35%
101	718	TEXAS A & M UNIVERSITY AT GALVESTON	\$11,143,324	\$1,446,468	12.98%
102	556	TEXAS A&M AGRILIFE RESEARCH	\$40,591,388	\$5,266,532	12.97%
103	756	SUL ROSS STATE UNIVERSITY	\$4,265,113	\$546,824	12.82%
104	303	TEXAS FACILITIES COMMISSION	\$439,892,817	\$56,227,771	12.78%
105	529	HEALTH & HUMAN SERVICES COMMISSION	\$823,010,409	\$103,135,054	12.53%
106	535	TX LOW LEVEL RADIOACTIVE WASTE COMM	\$156,952	\$19,640	12.51%
107	320	TEXAS WORKFORCE COMMISSION	\$128,143,091	\$15,299,690	11.94%
108	301	OFFICE OF THE GOVERNOR	\$1,986,775	\$234,184	11.79%
109	785	UNIV OF TEXAS HEALTH CENTER AT TYLER	\$16,395,820	\$1,913,642	11.67%
110	788	LAMAR STATE COLLEGE - PORT ARTHUR	\$7,218,662	\$840,819	11.65%



FISCAL YEAR 2024 SEMI-ANNUAL HUB REPORT

AGENCIES RANKED BY HUB % OF EXPENDITURES

RANK	AGENCY #	AGENCY NAME	TOTAL EXPENDITURES	TOTAL HUB EXPENDITURES	HUB % of EXPENDITURES
111	307	SECRETARY OF STATE	\$11,241,146	\$1,291,896	11.49%
112	769	UNIVERSITY OF NORTH TEXAS SYSTEM	\$25,765,404	\$2,916,339	11.32%
113	713	TARLETON STATE UNIVERSITY	\$43,567,236	\$4,510,659	10.35%
114	755	STEPHEN F AUSTIN STATE UNIVERSITY	\$33,709,462	\$3,443,595	10.22%
115	763	UNT HEALTH SCIENCE CENTER	\$48,997,990	\$4,952,526	10.11%
116	717	TEXAS SOUTHERN UNIVERSITY	\$45,870,133	\$4,563,215	9.95%
117	362	TEXAS LOTTERY COMMISSION	\$131,088,958	\$13,004,377	9.92%
118	305	GENERAL LAND OFFICE	\$365,303,989	\$35,750,665	9.79%
119	789	LAMAR INSTITUTE OF TECHNOLOGY	\$9,601,720	\$930,568	9.69%
120	601	TEXAS DEPARTMENT OF TRANSPORTATION	\$6,506,671,557	\$614,752,260	9.45%
121	787	LAMAR STATE COLLEGE - ORANGE	\$11,713,014	\$1,098,453	9.38%
122	452	DEPT OF LICENSING & REGULATION	\$3,493,010	\$315,594	9.04%
123	452	TX DEPT OF LICENSING & REGULATION	\$3,493,010	\$315,594	9.04%
124	232	COURT OF APPEALS - TWELFTH DISTRICT	\$8,115	\$730	8.99%
125	771	SCHOOL/BLIND AND VISUALLY IMPAIRED	\$1,238,375	\$108,578	8.77%
126	460	TEXAS BD OF PROF ENGINEERS & LAND SU	\$184,787	\$15,955	8.63%
127	909	TEXAS BROADBAND DEVELOPMENT OFFICE	\$3,038,940	\$259,517	8.54%
128	537	DEPARTMENT OF STATE HEALTH SERVICES	\$180,761,223	\$15,371,518	8.50%
129	742	UNIV OF TEX OF THE PERMIAN BASIN	\$13,594,920	\$1,139,431	8.38%
130	735	MIDWESTERN STATE UNIVERSITY	\$10,178,445	\$845,519	8.31%
131	576	TEXAS A&M FOREST SERVICE	\$5,552,358	\$460,387	8.29%
132	813	TEXAS COMMISSION ON THE ARTS	\$76,540	\$6,056	7.91%



FISCAL YEAR 2024 SEMI-ANNUAL HUB REPORT

AGENCIES RANKED BY HUB % OF EXPENDITURES

RANK	AGENCY #	AGENCY NAME	TOTAL EXPENDITURES	TOTAL HUB EXPENDITURES	HUB % of EXPENDITURES
133	765	UNIVERSITY OF HOUSTON-VICTORIA	\$9,214,793	\$719,269	7.81%
134	723	UNIVERSITY OF TEXAS MEDICAL BRANCH	\$434,124,829	\$32,458,801	7.48%
135	103	TEXAS LEGISLATIVE COUNCIL	\$8,613,466	\$631,239	7.33%
136	448	OFFICE OF INJURED EMPLOYEE COUNSEL	\$65,607	\$4,802	7.32%
137	768	TEXAS TECH UNIV SYSTEM	\$9,049,883	\$656,378	7.25%
138	359	OFFICE OF PUBLIC INSURANCE COUNSEL	\$80,090	\$5,653	7.06%
139	808	TEXAS HISTORICAL COMMISSION	\$13,136,376	\$907,013	6.90%
140	459	TX BOARD OF ARCHITECTURAL EXAMINERS	\$47,684	\$3,180	6.67%
141	227	COURT OF APPEALS - SEVENTH COURT	\$18,031	\$1,199	6.65%
142	729	UT SOUTHWESTERN MEDICAL CENTER	\$924,433,424	\$59,595,802	6.45%
143	706	NO AGENCY NAME	\$8,065,196	\$519,344	6.44%
144	575	TEXAS DIVISION OF EMERGENCY MANAGEME	\$117,949,466	\$7,518,143	6.37%
145	401	TEXAS MILITARY DEPARTMENT	\$310,599,125	\$18,745,008	6.04%
146	764	TEXAS A&M UNIVERSITY-TEXARKANA	\$11,115,503	\$667,230	6.00%
147	101	TEXAS SENATE	\$1,071,357	\$62,212	5.81%
148	783	UNIVERSITY OF HOUSTON - SYSTEM	\$1,282,129	\$72,808	5.68%
149	757	WEST TEXAS A & M UNIVERSITY	\$21,162,673	\$1,170,753	5.53%
150	758	TEXAS STATE UNIVERSITY SYSTEM	\$673,206	\$35,610	5.29%
151	750	UNIVERSITY OF TEXAS AT TYLER	\$20,763,192	\$1,069,898	5.15%
152	701	TEXAS EDUCATION AGENCY	\$225,772,752	\$11,492,030	5.09%
153	211	COURT OF CRIMINAL APPEALS	\$44,708	\$2,268	5.07%
154	364	HEALTH PROFESSIONS COUNCIL	\$459,561	\$22,460	4.89%



FISCAL YEAR 2024 SEMI-ANNUAL HUB REPORT

AGENCIES RANKED BY HUB % OF EXPENDITURES

RANK	AGENCY #	AGENCY NAME	TOTAL EXPENDITURES	TOTAL HUB EXPENDITURES	HUB % of EXPENDITURES
155	772	SCHOOL FOR THE DEAF	\$2,751,600	\$130,216	4.73%
156	506	UT MD ANDERSON CANCER CENTER	\$1,349,459,078	\$62,583,257	4.64%
157	212	OFFICE OF COURT ADMINISTRATION	\$15,091,667	\$663,028	4.39%
158	542	CANCER PREVENTION AND RESEARCH INSTI	\$7,616,795	\$284,297	3.73%
159	515	TEXAS STATE BOARD OF PHARMACY	\$2,908,970	\$101,914	3.50%
160	300	OFFICE OF THE GOVERNOR - FISCAL	\$34,331,169	\$761,002	2.22%
161	306	TEXAS STATE LIBRARY & ARCHIVES COMM	\$12,573,550	\$260,930	2.08%
162	809	STATE PRESERVATION BOARD	\$12,577,166	\$221,331	1.76%
163	222	COURT OF APPEALS - SECOND COURT	\$77,102	\$1,159	1.50%
164	510	TEXAS BEHAVIORAL HEALTH EXECUTIVE CO	\$460,607	\$6,479	1.41%
165	592	SOIL & WATER CONSERVATION BOARD	\$5,742,781	\$78,407	1.37%
166	347	TEXAS PUBLIC FINANCE AUTHORITY	\$711,596	\$9,306	1.31%
167	479	STATE OFFICE OF RISK MANAGEMENT	\$794,354	\$9,699	1.22%
168	231	COURT OF APPEALS - ELEVENTH COURT	\$33,181	\$401	1.21%
169	475	OFFICE OF PUBLIC UTILITY COUNSEL	\$23,412	\$235	1.00%
170	102	HOUSE OF REPRESENTATIVES	\$4,688,715	\$40,096	0.86%
171	224	COURT OF APPEALS - FOURTH COURT	\$71,411	\$534	0.75%
172	225	COURT OF APPEALS - FIFTH COURT	\$191,048	\$1,154	0.60%
173	458	ALCOHOLIC BEVERAGE COMMISSION	\$3,147,668	\$10,392	0.33%
174	105	LEGISLATIVE REFERENCE LIBRARY	\$54,743	0	0.00%
175	213	OFFICE OF STATE PROSECUTING ATTORNEY	\$650	0	0.00%
176	221	FIRST COURT OF APPEALS	\$15,912	0	0.00%



FISCAL YEAR 2024 SEMI-ANNUAL HUB REPORT

AGENCIES RANKED BY HUB % OF EXPENDITURES

RANK	AGENCY #	AGENCY NAME	TOTAL EXPENDITURES	TOTAL HUB EXPENDITURES	HUB % of EXPENDITURES
177	226	COURT OF APPEALS - SIXTH COURT	\$11,165	0	0.00%
178	233	COURT OF APPEALS - THIRTEENTH COURT	\$19,113	0	0.00%
179	234	COURT OF APPEALS -FOURTEENTH COURT	\$18,863	0	0.00%
180	242	COMMISSION ON JUDICIAL CONDUCT	\$39,848	0	0.00%
181	243	STATE LAW LIBRARY	\$154,223	0	0.00%
182	908	TEXAS BULLION DEPOSITORY (PT OF 902)	\$515,472	0	0.00%

SECTION V - STATEWIDE GROUP PURCHASING



TEXAS HISTORICALLY UNDERUTILIZED BUSINESS (HUB) SEMI-ANNUAL REPORT RECEIVED FOR FISCAL YEAR 2024

SECTION V - STATEWIDE GROUP PURCHASING

Building Construction Unadjusted Goal is 21.1%

AGENCY #	TOTAL EXPENDITURE	TOTAL SPENT WITH HUBS	AMOUNT%	BLACK	AMOUNT%	HISPANIC	AMOUNT%	WOMAN	AMOUNT%	ASIAN PACIFIC	AMOUNT%	NATIVE AMERICAN	AMOUNT%	SERVICE-DISABLED VETERAN	AMOUNT%
709	\$37,345	\$37,345	100.00%	0	0.00%	\$37,345	100.00%	0	0.00%	0	0.00%	0	0.00%	0	0.00%
715	\$101,816	\$101,816	100.00%	0	0.00%	\$37,115	36.45%	\$64,701	63.55%	0	0.00%	0	0.00%	0	0.00%
721	\$36,635	0	0.00%	0	0.00%	0	0.00%	0	0.00%	0	0.00%	0	0.00%	0	0.00%
729	\$1,860,555	\$3,978	0.21%	0	0.00%	0	0.00%	\$3,978	0.21%	0	0.00%	0	0.00%	0	0.00%
730	\$115,045	0	0.00%	0	0.00%	0	0.00%	0	0.00%	0	0.00%	0	0.00%	0	0.00%
731	\$433,229	\$433,229	100.00%	\$300	0.07%	0	0.00%	\$432,929	99.93%	0	0.00%	0	0.00%	0	0.00%
750	\$1,295,890	0	0.00%	0	0.00%	0	0.00%	0	0.00%	0	0.00%	0	0.00%	0	0.00%
754	\$318,980	\$318,980	100.00%	\$29,733	9.32%	\$138,265	43.35%	\$150,983	47.33%	0	0.00%	0	0.00%	0	0.00%
755	\$364,297	\$167,233	45.91%	0	0.00%	0	0.00%	\$167,233	45.91%	0	0.00%	0	0.00%	0	0.00%
760	\$346,578	\$346,578	100.00%	0	0.00%	\$228,194	65.84%	\$118,384	34.16%	0	0.00%	0	0.00%	0	0.00%
789	\$1,550	\$1,550	100.00%	0	0.00%	\$1,550	100.00%	0	0.00%	0	0.00%	0	0.00%	0	0.00%
Totals:	\$4,911,919	\$1,410,708	28.72%	\$30,033	0.61%	\$442,469	9.01%	\$938,207	19.10%	0	0.00%	0	0.00%	0	0.00%



TEXAS HISTORICALLY UNDERUTILIZED BUSINESS (HUB) SEMI-ANNUAL REPORT RECEIVED FOR FISCAL YEAR 2024

SECTION V - STATEWIDE GROUP PURCHASING

Special Trade Unadjusted Goal is 32.9%

AGENCY #	TOTAL EXPENDITURE	TOTAL SPENT WITH HUBS	AMOUNT%	BLACK	AMOUNT%	HISPANIC	AMOUNT%	WOMAN	AMOUNT%	ASIAN PACIFIC	AMOUNT%	NATIVE AMERICAN	AMOUNT%	SERVICE-DISABLED VETERAN	AMOUNT%
556	\$532,675	\$532,675	100.00%	0	0.00%	\$490,495	92.08%	\$42,180	7.92%	0	0.00%	0	0.00%	0	0.00%
711	\$80,483	\$80,483	100.00%	\$80,483	100.00%	0	0.00%	0	0.00%	0	0.00%	0	0.00%	0	0.00%
715	\$189,995	\$189,995	100.00%	0	0.00%	\$173,083	91.10%	\$16,912	8.90%	0	0.00%	0	0.00%	0	0.00%
718	\$2,928	\$2,928	100.00%	0	0.00%	0	0.00%	\$2,928	100.00%	0	0.00%	0	0.00%	0	0.00%
720	\$171,426	0	0.00%	0	0.00%	0	0.00%	0	0.00%	0	0.00%	0	0.00%	0	0.00%
721	\$541,549	\$24,982	4.61%	0	0.00%	0	0.00%	\$24,982	4.61%	0	0.00%	0	0.00%	0	0.00%
723	\$521,906	0	0.00%	0	0.00%	0	0.00%	0	0.00%	0	0.00%	0	0.00%	0	0.00%
729	\$7,357,906	\$1,365,160	18.55%	0	0.00%	\$427,013	5.80%	\$444,821	6.05%	\$39,868	0.54%	\$453,458	6.16%	0	0.00%
730	\$22,036	\$15,354	69.68%	0	0.00%	0	0.00%	0	0.00%	0	0.00%	0	0.00%	\$15,354	69.68%
731	\$330,333	\$330,333	100.00%	0	0.00%	\$50,769	15.37%	\$279,563	84.63%	0	0.00%	0	0.00%	0	0.00%
732	\$7,630	\$7,630	100.00%	0	0.00%	\$7,630	100.00%	0	0.00%	0	0.00%	0	0.00%	0	0.00%
734	\$893,998	\$893,998	100.00%	0	0.00%	\$893,648	99.96%	\$350	0.04%	0	0.00%	0	0.00%	0	0.00%
750	\$202,026	0	0.00%	0	0.00%	0	0.00%	0	0.00%	0	0.00%	0	0.00%	0	0.00%
754	\$69,971	\$69,971	100.00%	\$1,162	1.66%	0	0.00%	\$68,809	98.34%	0	0.00%	0	0.00%	0	0.00%
755	\$2,608,169	\$551,398	21.14%	0	0.00%	\$476,948	18.29%	\$74,450	2.85%	0	0.00%	0	0.00%	0	0.00%
758	\$7,618	0	0.00%	0	0.00%	0	0.00%	0	0.00%	0	0.00%	0	0.00%	0	0.00%
760	\$520,742	\$520,742	100.00%	0	0.00%	\$520,742	100.00%	0	0.00%	0	0.00%	0	0.00%	0	0.00%
783	\$1,316	0	0.00%	0	0.00%	0	0.00%	0	0.00%	0	0.00%	0	0.00%	0	0.00%
785	\$25,859	0	0.00%	0	0.00%	0	0.00%	0	0.00%	0	0.00%	0	0.00%	0	0.00%
Totals:	\$14,088,564	\$4,585,649	32.55%	\$81,646	0.58%	\$3,040,328	21.58%	\$954,995	6.78%	\$39,868	0.28%	\$453,458	3.22%	\$15,354	0.11%



TEXAS HISTORICALLY UNDERUTILIZED BUSINESS (HUB) SEMI-ANNUAL REPORT RECEIVED FOR FISCAL YEAR 2024

SECTION V - STATEWIDE GROUP PURCHASING

Professional Services Unadjusted Goal is 23.7%

AGENCY #	TOTAL EXPENDITURE	TOTAL SPENT WITH HUBS	AMOUNT%	BLACK	AMOUNT%	HISPANIC	AMOUNT%	WOMAN	AMOUNT%	ASIAN PACIFIC	AMOUNT%	NATIVE AMERICAN	AMOUNT%	SERVICE-DISABLED VETERAN	AMOUNT%
720	\$653,140	0	0.00%	0	0.00%	0	0.00%	0	0.00%	0	0.00%	0	0.00%	0	0.00%
723	\$266,093	0	0.00%	0	0.00%	0	0.00%	0	0.00%	0	0.00%	0	0.00%	0	0.00%
729	\$373,989	0	0.00%	0	0.00%	0	0.00%	0	0.00%	0	0.00%	0	0.00%	0	0.00%
730	\$264,383	0	0.00%	0	0.00%	0	0.00%	0	0.00%	0	0.00%	0	0.00%	0	0.00%
785	\$515	\$141	27.49%	0	0.00%	0	0.00%	\$94	18.35%	\$47	9.13%	0	0.00%	0	0.00%
Totals:	\$1,558,120	\$141	0.01%	0	0.00%	0	0.00%	\$94	0.01%	\$47	0.00%	0	0.00%	0	0.00%

Other Services Unadjusted Goal is 26%

AGENCY #	TOTAL EXPENDITURE	TOTAL SPENT WITH HUBS	AMOUNT%	BLACK	AMOUNT%	HISPANIC	AMOUNT%	WOMAN	AMOUNT%	ASIAN PACIFIC	AMOUNT%	NATIVE AMERICAN	AMOUNT%	SERVICE-DISABLED VETERAN	AMOUNT%
555	\$21,152	\$21,152	100.00%	0	0.00%	0	0.00%	0	0.00%	\$21,152	100.00%	0	0.00%	0	0.00%
575	\$214,017	\$1,316	0.61%	0	0.00%	0	0.00%	\$386	0.18%	\$930	0.43%	0	0.00%	0	0.00%
709	\$972,002	\$149,445	15.37%	0	0.00%	0	0.00%	\$4,721	0.49%	\$144,723	14.89%	0	0.00%	0	0.00%
711	\$905,795	\$66,267	7.32%	0	0.00%	0	0.00%	\$58,050	6.41%	\$8,217	0.91%	0	0.00%	0	0.00%
712	\$34,957	\$9,312	26.64%	\$39	0.11%	\$3,930	11.24%	\$5,343	15.28%	0	0.00%	0	0.00%	0	0.00%
715	\$2,229,495	\$2,229,495	100.00%	\$374,669	16.81%	\$97,410	4.37%	\$1,334,470	59.86%	\$399,268	17.91%	0	0.00%	\$23,678	1.06%
718	\$74,201	\$40,000	53.91%	0	0.00%	\$40,000	53.91%	0	0.00%	0	0.00%	0	0.00%	0	0.00%
720	\$1,601,454	\$1,328,425	82.95%	\$1,194,280	74.57%	0	0.00%	\$11,080	0.69%	\$123,065	7.68%	0	0.00%	0	0.00%
721	\$2,037,169	\$950,830	46.67%	\$83,402	4.09%	\$573,571	28.16%	\$167,270	8.21%	\$126,588	6.21%	0	0.00%	0	0.00%
723	\$2,887,555	\$2,152,914	74.56%	\$33,589	1.16%	\$1,242,118	43.02%	0	0.00%	\$877,207	30.38%	0	0.00%	0	0.00%
727	\$25,309	\$25,309	100.00%	0	0.00%	0	0.00%	\$25,309	100.00%	0	0.00%	0	0.00%	0	0.00%
729	\$32,419,980	\$5,520,129	17.03%	\$3,134,591	9.67%	\$825,285	2.55%	\$24,423	0.08%	\$1,535,830	4.74%	0	0.00%	0	0.00%
730	\$9,736,769	\$375,355	3.86%	\$15,800	0.16%	\$144,011	1.48%	\$16,415	0.17%	\$199,129	2.05%	0	0.00%	0	0.00%
731	\$611,717	\$611,717	100.00%	\$24,791	4.05%	\$11,232	1.84%	\$4,681	0.77%	\$571,014	93.35%	0	0.00%	0	0.00%
732	\$7,970	\$7,970	100.00%	\$129	1.62%	\$7,841	98.38%	0	0.00%	0	0.00%	0	0.00%	0	0.00%



TEXAS HISTORICALLY UNDERUTILIZED BUSINESS (HUB) SEMI-ANNUAL REPORT RECEIVED FOR FISCAL YEAR 2024

SECTION V - STATEWIDE GROUP PURCHASING

AGENCY #	TOTAL EXPENDITURE	TOTAL SPENT WITH HUBS	AMOUNT%	BLACK	AMOUNT%	HISPANIC	AMOUNT%	WOMAN	AMOUNT%	ASIAN PACIFIC	AMOUNT%	NATIVE AMERICAN	AMOUNT%	SERVICE-DISABLED VETERAN	AMOUNT%
734	\$152,661	\$152,661	100.00%	\$4,408	2.89%	\$4,750	3.11%	\$38,349	25.12%	\$105,155	68.88%	0	0.00%	0	0.00%
749	\$1,321,915	0	0.00%	0	0.00%	0	0.00%	0	0.00%	0	0.00%	0	0.00%	0	0.00%
750	\$276,225	\$101,500	36.75%	\$78,897	28.56%	0	0.00%	0	0.00%	\$22,603	8.18%	0	0.00%	0	0.00%
754	\$173,185	\$173,185	100.00%	\$35,085	20.26%	\$87,908	50.76%	0	0.00%	\$50,192	28.98%	0	0.00%	0	0.00%
755	\$374,892	\$82,987	22.14%	\$9,476	2.53%	0	0.00%	0	0.00%	\$73,511	19.61%	0	0.00%	0	0.00%
758	\$16,836	0	0.00%	0	0.00%	0	0.00%	0	0.00%	0	0.00%	0	0.00%	0	0.00%
760	\$61,655	\$61,655	100.00%	0	0.00%	\$61,655	100.00%	0	0.00%	0	0.00%	0	0.00%	0	0.00%
783	\$270,641	\$893	0.33%	0	0.00%	\$618	0.23%	0	0.00%	0	0.00%	0	0.00%	\$275	0.10%
785	\$133,283	\$31,395	23.55%	0	0.00%	\$389	0.29%	\$24,548	18.42%	\$6,457	4.84%	0	0.00%	0	0.00%
Totals:	\$56,560,833	\$14,093,911	24.92%	\$4,989,154	8.82%	\$3,100,718	5.48%	\$1,715,045	3.03%	\$4,265,041	7.54%	0	0.00%	\$23,953	0.04%

Commodity Purchasing Unadjusted Goal is 21.1%

AGENCY #	TOTAL EXPENDITURE	TOTAL SPENT WITH HUBS	AMOUNT%	BLACK	AMOUNT%	HISPANIC	AMOUNT%	WOMAN	AMOUNT%	ASIAN PACIFIC	AMOUNT%	NATIVE AMERICAN	AMOUNT%	SERVICE-DISABLED VETERAN	AMOUNT%
555	\$121,091	\$15,298	12.63%	0	0.00%	0	0.00%	0	0.00%	\$15,298	12.63%	0	0.00%	0	0.00%
556	\$1,026,510	0	0.00%	0	0.00%	0	0.00%	0	0.00%	0	0.00%	0	0.00%	0	0.00%
557	\$135	0	0.00%	0	0.00%	0	0.00%	0	0.00%	0	0.00%	0	0.00%	0	0.00%
575	\$2,481,994	\$357,944	14.42%	\$52,844	2.13%	0	0.00%	\$273,984	11.04%	\$31,115	1.25%	0	0.00%	0	0.00%
709	\$3,258,373	\$763,297	23.43%	\$172,572	5.30%	\$95,198	2.92%	\$495,527	15.21%	0	0.00%	0	0.00%	0	0.00%
711	\$5,284,487	\$3,921,530	74.21%	\$6,547	0.12%	0	0.00%	\$3,283,005	62.13%	\$527,248	9.98%	0	0.00%	\$104,730	1.98%
712	\$1,519,637	\$1,354,507	89.13%	\$840,121	55.28%	\$351,188	23.11%	\$151,612	9.98%	\$8,423	0.55%	0	0.00%	\$3,162	0.21%
715	\$1,854,730	\$1,854,730	100.00%	\$639,407	34.47%	\$616,187	33.22%	\$354,919	19.14%	\$235,296	12.69%	\$8,920	0.48%	0	0.00%
716	\$178,861	0	0.00%	0	0.00%	0	0.00%	0	0.00%	0	0.00%	0	0.00%	0	0.00%
718	\$43,896	0	0.00%	0	0.00%	0	0.00%	0	0.00%	0	0.00%	0	0.00%	0	0.00%
720	\$4,724,492	\$4,586,645	97.08%	\$4,107,475	86.94%	\$54,829	1.16%	\$36,708	0.78%	\$387,633	8.20%	0	0.00%	0	0.00%
721	\$13,263,818	\$4,266,774	32.17%	\$670,733	5.06%	\$1,999,964	15.08%	\$938,630	7.08%	\$657,448	4.96%	0	0.00%	0	0.00%



TEXAS HISTORICALLY UNDERUTILIZED BUSINESS (HUB) SEMI-ANNUAL REPORT RECEIVED FOR FISCAL YEAR 2024

SECTION V - STATEWIDE GROUP PURCHASING

AGENCY #	TOTAL EXPENDITURE	TOTAL SPENT WITH HUBS	AMOUNT%	BLACK	AMOUNT%	HISPANIC	AMOUNT%	WOMAN	AMOUNT%	ASIAN PACIFIC	AMOUNT%	NATIVE AMERICAN	AMOUNT%	SERVICE-DISABLED VETERAN	AMOUNT%
723	\$52,034,391	\$18,093,229	34.77%	\$7,046,522	13.54%	\$9,560,416	18.37%	\$753,763	1.45%	\$732,529	1.41%	0	0.00%	0	0.00%
727	\$333,312	\$320,860	96.26%	\$534	0.16%	\$5,776	1.73%	\$305,502	91.66%	\$9,047	2.71%	0	0.00%	0	0.00%
729	\$53,176,361	\$3,842,118	7.23%	0	0.00%	\$1,328,301	2.50%	\$2,121,120	3.99%	\$392,696	0.74%	0	0.00%	0	0.00%
730	\$3,794,384	\$56,576	1.49%	\$56,576	1.49%	0	0.00%	0	0.00%	0	0.00%	0	0.00%	0	0.00%
731	\$705,290	\$705,290	100.00%	\$132,975	18.85%	\$118,142	16.75%	\$178,842	25.36%	\$275,330	39.04%	0	0.00%	0	0.00%
732	\$73,101	\$73,101	100.00%	\$5,047	6.90%	\$55,965	76.56%	\$12,089	16.54%	0	0.00%	0	0.00%	0	0.00%
734	\$402,988	\$402,988	100.00%	\$58,075	14.41%	\$85,053	21.11%	\$209,863	52.08%	\$49,996	12.41%	0	0.00%	0	0.00%
735	\$100,209	\$100,209	100.00%	\$10,568	10.55%	0	0.00%	\$33,092	33.02%	\$56,549	56.43%	0	0.00%	0	0.00%
749	\$211,141	\$64,195	30.40%	0	0.00%	0	0.00%	\$32,475	15.38%	\$31,721	15.02%	0	0.00%	0	0.00%
750	\$820,244	\$418,759	51.05%	\$285,814	34.84%	\$110,272	13.44%	0	0.00%	\$22,673	2.76%	0	0.00%	0	0.00%
753	\$3,719	\$3,719	100.00%	\$3,719	100.00%	0	0.00%	0	0.00%	0	0.00%	0	0.00%	0	0.00%
754	\$5,262,588	\$5,262,588	100.00%	\$2,456,014	46.67%	\$779,930	14.82%	\$170,616	3.24%	\$1,856,027	35.27%	0	0.00%	0	0.00%
755	\$2,631,653	\$621,954	23.63%	0	0.00%	0	0.00%	\$611,128	23.22%	\$10,826	0.41%	0	0.00%	0	0.00%
758	\$14,884	\$6,019	40.44%	\$6,019	40.44%	0	0.00%	0	0.00%	0	0.00%	0	0.00%	0	0.00%
760	\$736,214	\$736,214	100.00%	\$506,919	68.85%	\$24,143	3.28%	\$163,029	22.14%	\$42,123	5.72%	0	0.00%	0	0.00%
783	\$79,737	0	0.00%	0	0.00%	0	0.00%	0	0.00%	0	0.00%	0	0.00%	0	0.00%
785	\$2,243,664	\$1,366,450	60.90%	\$28,801	1.28%	\$635,811	28.34%	\$189,306	8.44%	\$512,532	22.84%	0	0.00%	0	0.00%
787	\$55,897	\$23,659	42.33%	\$6,695	11.98%	\$13,660	24.44%	0	0.00%	\$3,304	5.91%	0	0.00%	0	0.00%
788	\$27,205	\$27,205	100.00%	\$22,250	81.78%	0	0.00%	\$2,893	10.63%	\$2,062	7.58%	0	0.00%	0	0.00%
789	\$153,795	\$153,795	100.00%	\$139,570	90.75%	\$14,225	9.25%	0	0.00%	0	0.00%	0	0.00%	0	0.00%
Totals:	\$156,618,804	\$49,399,653	31.54%	\$17,255,799	11.02%	\$15,849,061	10.12%	\$10,318,103	6.59%	\$5,859,878	3.74%	\$8,920	0.01%	\$107,892	0.07%

**SECTION VI - STATEWIDE PURCHASES AWARDED AND MANAGED
BY THE COMPTROLLER'S STATEWIDE PROCUREMENT DIVISION
AND TEXAS FACILITIES COMMISSION**



TEXAS HISTORICALLY UNDERUTILIZED BUSINESS (HUB) SEMI-ANNUAL REPORT RECEIVED FOR FISCAL YEAR 2024

SECTION VI - STATEWIDE PURCHASES AWARDED AND MANAGED BY CPA

STATEWIDE PROCUREMENT

	TOTAL PURCHASES	TOTAL SPENT WITH CERTIFIED HUB'S AMOUNT / %	BLACK AMOUNT / %	HISPANIC AMOUNT / %	WOMAN AMOUNT / %	ASIAN PACIFIC AMOUNT / %	NATIVE AMERICAN AMOUNT / %	SERVICE-DISABLED VETERAN AMOUNT / %
Texas SmartBuy	\$266,327,141	\$12,347,115 / 4.64%	\$195,097 / 0.07%	\$1,240,419 / 0.47%	\$10,111,668 / 3.80%	\$799,312 / 0.30%	0 / 0.00%	\$619 / 0.00%

CPA - TERM CONTRACTS (PAYMENTS MADE)

RECORD TYPE	TOTAL EXPENDITURES	TOTAL SPENT WITH CERTIFIED HUB'S AMOUNT / %	BLACK AMOUNT / %	HISPANIC AMOUNT / %	WOMAN AMOUNT / %	ASIAN PACIFIC AMOUNT / %	NATIVE AMERICAN AMOUNT / %	SERVICE-DISABLED VETERAN AMOUNT / %
Building Construction Unadjusted Goal is 21.1%								
TC	\$6,235,591	\$233,166 / 3.74%	0 / 0.00%	0 / 0.00%	\$233,166 / 3.74%	0 / 0.00%	0 / 0.00%	0 / 0.00%
Special Trade Unadjusted Goal is 32.9%								
TC	\$547,531	\$11,552 / 2.11%	\$11,552 / 2.11%	0 / 0.00%	0 / 0.00%	0 / 0.00%	0 / 0.00%	0 / 0.00%
Professional Services Unadjusted Goal is 23.7%								
TC	\$740,514	0 / 0.00%	0 / 0.00%	0 / 0.00%	0 / 0.00%	0 / 0.00%	0 / 0.00%	0 / 0.00%
Other Services Unadjusted Goal is 26%								
TC	\$18,069,853	\$688,453 / 3.81%	0 / 0.00%	\$88,372 / 0.49%	\$600,080 / 3.32%	0 / 0.00%	0 / 0.00%	0 / 0.00%
Commodity Purchasing Unadjusted Goal is 21.1%								
TC	\$243,798,655	\$2,898,450 / 1.19%	\$15,312 / 0.01%	\$555,839 / 0.23%	\$1,408,661 / 0.58%	\$918,638 / 0.38%	0 / 0.00%	0 / 0.00%



TEXAS HISTORICALLY UNDERUTILIZED BUSINESS (HUB) SEMI-ANNUAL REPORT RECEIVED FOR FISCAL YEAR 2024

SECTION VI - STATEWIDE PURCHASES AWARDED AND MANAGED BY TFC

***** DESIGN AND CONSTRUCTION DIVISION *****

TFC ARCHITECTURAL AND ENGINEERING PROJECTS - Professional Services Unadjusted Goal is 23.7%

RECORD TYPE	TOTAL EXPENDITURES	TOTAL SPENT WITH HUBS AMOUNT / %	BLACK AMOUNT / %	HISPANIC AMOUNT / %	WOMAN AMOUNT / %	ASIAN PACIFIC AMOUNT / %	NATIVE AMERICAN AMOUNT / %	SERVICE-DISABLED VETERAN AMOUNT / %
T	\$902,950	\$17,508 / 1.94%	\$17,508 / 1.94%	\$0 / 0.00%	\$0 / 0.00%	\$0 / 0.00%	\$0 / 0.00%	\$0 / 0.00%
S	***	\$221,711 / 24.55%	\$0 / 0.00%	\$157,022 / 17.39%	\$64,690 / 7.16%	\$0 / 0.00%	\$0 / 0.00%	\$0 / 0.00%
TOTAL:	\$902,950	\$239,219 / 26.49%	\$17,508 / 1.94%	\$157,022 / 17.39%	\$64,690 / 7.16%	\$0 / 0.00%	\$0 / 0.00%	\$0 / 0.00%

TFC ARCHITECTURAL AND ENGINEERING PROJECTS - Other Services Unadjusted Goal is 26%

RECORD TYPE	TOTAL EXPENDITURES	TOTAL SPENT WITH HUBS AMOUNT / %	BLACK AMOUNT / %	HISPANIC AMOUNT / %	WOMAN AMOUNT / %	ASIAN PACIFIC AMOUNT / %	NATIVE AMERICAN AMOUNT / %	SERVICE-DISABLED VETERAN AMOUNT / %
T	\$882,821	\$197,428 / 22.36%	\$148,960 / 16.87%	\$48,468 / 5.49%	\$0 / 0.00%	\$0 / 0.00%	\$0 / 0.00%	\$0 / 0.00%
S	***	\$84,977 / 9.63%	\$84,351 / 9.55%	\$626 / 0.07%	\$0 / 0.00%	\$0 / 0.00%	\$0 / 0.00%	\$0 / 0.00%
TOTAL:	\$882,821	\$282,405 / 31.99%	\$233,311 / 26.43%	\$49,094 / 5.56%	\$0 / 0.00%	\$0 / 0.00%	\$0 / 0.00%	\$0 / 0.00%

TFC CONSTRUCTION PROJECTS - Building Construction Unadjusted Goal is 21.1%

RECORD TYPE	TOTAL EXPENDITURES	TOTAL SPENT WITH HUBS AMOUNT / %	BLACK AMOUNT / %	HISPANIC AMOUNT / %	WOMAN AMOUNT / %	ASIAN PACIFIC AMOUNT / %	NATIVE AMERICAN AMOUNT / %	SERVICE-DISABLED VETERAN AMOUNT / %
T	\$413,326,358	\$2,123,064 / 0.51%	\$0 / 0.00%	\$64,886 / 0.02%	\$465,227 / 0.11%	\$132,400 / 0.03%	\$598,993 / 0.14%	\$861,558 / 0.21%
S	***	\$48,841,884 / 11.82%	\$90,604 / 0.02%	\$37,277,696 / 9.02%	\$11,124,456 / 2.69%	\$0 / 0.00%	\$299,191 / 0.07%	\$49,938 / 0.01%
TOTAL:	\$413,326,358	\$50,964,948 / 12.33%	\$90,604 / 0.02%	\$37,342,582 / 9.03%	\$11,589,683 / 2.80%	\$132,400 / 0.03%	\$898,184 / 0.22%	\$911,496 / 0.22%

TFC CONSTRUCTION PROJECTS - Special Trade Unadjusted Goal is 32.9%

RECORD TYPE	TOTAL EXPENDITURES	TOTAL SPENT WITH HUBS AMOUNT / %	BLACK AMOUNT / %	HISPANIC AMOUNT / %	WOMAN AMOUNT / %	ASIAN PACIFIC AMOUNT / %	NATIVE AMERICAN AMOUNT / %	SERVICE-DISABLED VETERAN AMOUNT / %
T	\$0	\$0 / 0.00%	\$0 / 0.00%	\$0 / 0.00%	\$0 / 0.00%	\$0 / 0.00%	\$0 / 0.00%	\$0 / 0.00%
S	***	\$0 / 0.00%	\$0 / 0.00%	\$0 / 0.00%	\$0 / 0.00%	\$0 / 0.00%	\$0 / 0.00%	\$0 / 0.00%
TOTAL:	\$0	\$0 / 0.00%	\$0 / 0.00%	\$0 / 0.00%	\$0 / 0.00%	\$0 / 0.00%	\$0 / 0.00%	\$0 / 0.00%

T = TREASURY, N = NON_TREASURY, S = SUBCONTRACTOR FUNDS & PROCUREMENT CARD HUB PURCHASES, TC = TERM CONTRACT, I = INTER GOVERNMENTAL PAYMENTS



TEXAS HISTORICALLY UNDERUTILIZED BUSINESS (HUB) SEMI-ANNUAL REPORT RECEIVED FOR FISCAL YEAR 2024

SECTION VI - STATEWIDE PURCHASES AWARDED AND MANAGED BY TFC

TFC CONSTRUCTION PROJECTS - Other Services Unadjusted Goal is 26%

RECORD TYPE	TOTAL EXPENDITURES	TOTAL SPENT WITH HUBS AMOUNT / %	BLACK AMOUNT / %	HISPANIC AMOUNT / %	WOMAN AMOUNT / %	ASIAN PACIFIC AMOUNT / %	NATIVE AMERICAN AMOUNT / %	SERVICE-DISABLED VETERAN AMOUNT / %
T	\$2,530,736	\$367,017 / 14.50%	\$117,215 / 4.63%	\$23,653 / 0.93%	\$0 / 0.00%	\$226,149 / 8.94%	\$0 / 0.00%	\$0 / 0.00%
S	***	\$0 / 0.00%	\$0 / 0.00%	\$0 / 0.00%	\$0 / 0.00%	\$0 / 0.00%	\$0 / 0.00%	\$0 / 0.00%
TOTAL:	\$2,530,736	\$367,017 / 14.50%	\$117,215 / 4.63%	\$23,653 / 0.93%	\$0 / 0.00%	\$226,149 / 8.94%	\$0 / 0.00%	\$0 / 0.00%

T = TREASURY, N = NON_TREASURY, S = SUBCONTRACTOR FUNDS & PROCUREMENT CARD HUB PURCHASES, TC = TERM CONTRACT, I = INTER GOVERNMENTAL PAYMENTS

SECTION VII - STATE AGENCY EXPENDITURE DATA

TEXAS HISTORICALLY UNDERUTILIZED BUSINESS (HUB) SEMI-ANNUAL REPORT FOR FISCAL YEAR 2024/AGENCY LIST SORTED BY AGENCY NUMBER

101 TEXAS SENATE	347 TEXAS PUBLIC FINANCE AUTHORITY	537 DEPARTMENT OF STATE HEALTH SERVICES	739 TX TECH UNIV HEALTH SCIENCES CENTER
102 HOUSE OF REPRESENTATIVES	352 TEXAS BOND REVIEW BOARD	542 CANCER PREVENTION AND RESEARCH INSTI	742 UNIV OF TEX OF THE PERMIAN BASIN
103 TEXAS LEGISLATIVE COUNCIL	356 TEXAS ETHICS COMMISSION	551 DEPARTMENT OF AGRICULTURE	743 UNIVERSITY OF TEXAS AT SAN ANTONIO
104 LEGISLATIVE BUDGET BOARD	359 OFFICE OF PUBLIC INSURANCE COUNSEL	554 TEXAS ANIMAL HEALTH COMMISSION	744 UT HEALTH SCIENCE CENTER - HOUSTON
105 LEGISLATIVE REFERENCE LIBRARY	360 STATE OFC OF ADMINISTRATIVE HEARINGS	555 TEXAS A&M AGRILIFE EXTENSION SERVICE	745 UT HEALTH SCIENCE CENTER-SAN ANTONIO
116 SUNSET ADVISORY BOARD	362 TEXAS LOTTERY COMMISSION	556 TEXAS A&M AGRILIFE RESEARCH	746 UT RIO GRANDE VALLEY
201 SUPREME COURT	364 HEALTH PROFESSIONS COUNCIL	557 TX A&M VETERINARY MED DIAGNOSTIC LAB	749 TEXAS A&M UNIVERSITY - SAN ANTONIO
211 COURT OF CRIMINAL APPEALS	401 TEXAS MILITARY DEPARTMENT	575 TEXAS DIVISION OF EMERGENCY MANAGEME	750 UNIVERSITY OF TEXAS AT TYLER
212 OFFICE OF COURT ADMINISTRATION	403 TEXAS VETERANS COMMISSION	576 TEXAS A&M FOREST SERVICE	751 TEXAS A & M UNIVERSITY - COMMERCE
213 OFFICE OF STATE PROSECUTING ATTORNEY	405 DEPARTMENT OF PUBLIC SAFETY	578 BOARD OF VETERINARY MED EXAMINERS	752 UNIVERSITY OF NORTH TEXAS
215 OFFICE OF CAPITAL AND FORENSIC WRITS	407 TEXAS COMMISSION ON LAW ENFORCEMENT	580 TEXAS WATER DEVELOPMENT BOARD	753 SAM HOUSTON STATE UNIVERSITY
221 FIRST COURT OF APPEALS	409 COMMISSION ON JAIL STANDARDS	582 TEXAS COMM ON ENVIRONMENTAL QUALITY	754 TEXAS STATE UNIVERSITY
222 COURT OF APPEALS - SECOND COURT	411 TX COMMISSION OF FIRE PROTECTION	592 SOIL & WATER CONSERVATION BOARD	755 STEPHEN F AUSTIN STATE UNIVERSITY
224 COURT OF APPEALS - FOURTH COURT	448 OFFICE OF INJURED EMPLOYEE COUNSEL	601 TEXAS DEPARTMENT OF TRANSPORTATION	756 SUL ROSS STATE UNIVERSITY
225 COURT OF APPEALS - FIFTH COURT	450 DEPT OF SAVINGS & MORTGAGE LEND	608 TEXAS DEPARTMENT OF MOTOR VEHICLES	757 WEST TEXAS A & M UNIVERSITY
226 COURT OF APPEALS - SIXTH COURT	451 DEPARTMENT OF BANKING	644 TEXAS JUVENILE JUSTICE DEPT	758 TEXAS STATE UNIVERSITY SYSTEM
227 COURT OF APPEALS - SEVENTH COURT	452 TX DEPT OF LICENSING & REGULATION	696 TEXAS DEPT OF CRIMINAL JUSTICE	759 UNIVERSITY OF HOUSTON - CLEAR LAKE
228 COURT OF APPEALS - EIGHTH COURT	454 TEXAS DEPARTMENT OF INSURANCE	701 TEXAS EDUCATION AGENCY	760 TEXAS A & M UNIV - CORPUS CHRISTI
229 COURT OF APPEALS - NINTH COURT	455 RAILROAD COMMISSION OF TEXAS	706 NO AGENCY NAME	761 TEXAS A & M INTERNATIONAL UNIVERSITY
230 COURT OF APPEALS - TENTH COURT	456 BOARD OF PLUMBING EXAMINERS	708 TEXAS A&M SYSTEM SHARED SERVICE CTR	763 UNT HEALTH SCIENCE CENTER
231 COURT OF APPEALS - ELEVENTH COURT	457 STATE BOARD OF PUBLIC ACCOUNTANCY	709 TEXAS A&M HEALTH SCIENCE CENTER	764 TEXAS A&M UNIVERSITY-TEXARKANA
232 COURT OF APPEALS - TWELFTH DISTRICT	458 ALCOHOLIC BEVERAGE COMMISSION	710 THE TEXAS A&M UNIVERSITY SYSTEM	765 UNIVERSITY OF HOUSTON-VICTORIA
233 COURT OF APPEALS - THIRTEENTH COURT	459 TX BOARD OF ARCHITECTURAL EXAMINERS	711 TEXAS A & M UNIVERSITY (MAIN UNIV)	768 TEXAS TECH UNIV SYSTEM
234 COURT OF APPEALS -FOURTEENTH COURT	460 TEXAS BD OF PROF ENGINEERS & LAND SU	712 TEXAS A&M ENGINEERING EXPERIMENT STA	769 UNIVERSITY OF NORTH TEXAS SYSTEM
242 COMMISSION ON JUDICIAL CONDUCT	466 CONSUMER CREDIT COMMISSIONER	713 TARLETON STATE UNIVERSITY	770 TEXAS A&M UNIVERSITY - CENTRAL TEXAS
243 STATE LAW LIBRARY	469 CREDIT UNION DEPARTMENT	714 UNIVERSITY OF TEXAS AT ARLINGTON	771 SCHOOL/BLIND AND VISUALLY IMPAIRED
300 OFFICE OF THE GOVERNOR - FISCAL	473 PUBLIC UTILITY COMMISSION OF TEXAS	715 PRAIRIE VIEW A & M UNIVERSITY	772 SCHOOL FOR THE DEAF
301 OFFICE OF THE GOVERNOR	475 OFFICE OF PUBLIC UTILITY COUNSEL	716 TEXAS A&M ENGINEERING EXTENSION SERV	773 UNIVERSITY OF NORTH TEXAS AT DALLAS
302 OFFICE OF THE ATTORNEY GENERAL	476 TEXAS RACING COMMISSION	717 TEXAS SOUTHERN UNIVERSITY	774 TEXAS TECH HSC - EL PASO
303 TEXAS FACILITIES COMMISSION	477 COMM/STATE EMERGENCY COMMUNICATION	718 TEXAS A & M UNIVERSITY AT GALVESTON	781 TX HIGHER EDUCATION COORD BOARD
304 COMPTROLLER OF PUBLIC ACCOUNTS	479 STATE OFFICE OF RISK MANAGEMENT	719 TEXAS STATE TECHNICAL COLLEGE	783 UNIVERSITY OF HOUSTON - SYSTEM
305 GENERAL LAND OFFICE	481 BOARD OF PROFESSIONAL GEOSCIENTISTS	720 UNIVERSITY OF TEXAS SYSTEM	784 UNIVERSITY OF HOUSTON - DOWNTOWN
306 TEXAS STATE LIBRARY & ARCHIVES COMM	503 TEXAS MEDICAL BOARD	721 UNIVERSITY OF TEXAS AT AUSTIN	785 UNIV OF TEXAS HEALTH CENTER AT TYLER
307 SECRETARY OF STATE	504 TX STATE BOARD OF DENTAL EXAMINERS	723 UNIVERSITY OF TEXAS MEDICAL BRANCH	787 LAMAR STATE COLLEGE - ORANGE
308 STATE AUDITOR'S OFFICE	506 UT MD ANDERSON CANCER CENTER	724 UNIVERSITY OF TEXAS AT EL PASO	788 LAMAR STATE COLLEGE - PORT ARTHUR
312 STATE SECURITIES BOARD	507 TEXAS BOARD OF NURSING	727 TEXAS A&M TRANSPORTATION INSTITUTE	789 LAMAR INSTITUTE OF TECHNOLOGY
313 DEPARTMENT OF INFORMATION RESOURCES	508 BOARD OF CHIROPRACTIC EXAMINERS	729 UT SOUTHWESTERN MEDICAL CENTER	802 PARKS AND WILDLIFE DEPARTMENT
315 EDUCATIONAL OPPORTUNITIES AND INVEST	510 TEXAS BEHAVIORAL HEALTH EXECUTIVE CO	730 UNIVERSITY OF HOUSTON	808 TEXAS HISTORICAL COMMISSION
320 TEXAS WORKFORCE COMMISSION	513 TEXAS FUNERAL SERVICE COMMISSION	731 TEXAS WOMAN'S UNIVERSITY	809 STATE PRESERVATION BOARD
323 TEACHER RETIREMENT SYSTEM OF TEXAS	514 TEXAS OPTOMETRY BOARD	732 TEXAS A & M UNIVERSITY - KINGSVILLE	813 TEXAS COMMISSION ON THE ARTS
326 TX EMERGENCY SVCS RETIREMENT SYST	515 TEXAS STATE BOARD OF PHARMACY	733 TEXAS TECH UNIVERSITY	902 COMPTROLLER / FISCAL
327 EMPLOYEES RETIREMENT SYSTEM	529 HEALTH & HUMAN SERVICES COMMISSION	734 LAMAR UNIVERSITY - BEAUMONT	907 STATE ENERGY CONSERVATION OFFICE
329 REAL ESTATE COMMISSION	530 DEPT FAMILY AND PROTECTIVE SERVICES	735 MIDWESTERN STATE UNIVERSITY	908 TEXAS BULLION DEPOSITORY (PT OF 902)
332 TX DEPT OF HOUSING & COMM AFFAIRS	533 EXEC CNCL OF PHYSICAL & OCC THERAPY	737 ANGELO STATE UNIVERSITY	909 TEXAS BROADBAND DEVELOPMENT OFFICE
338 STATE PENSION REVIEW BOARD	535 TX LOW LEVEL RADIOACTIVE WASTE COMM	738 UNIVERSITY OF TEXAS AT DALLAS	

TEXAS HISTORICALLY UNDERUTILIZED BUSINESS (HUB) SEMI-ANNUAL REPORT FOR FISCAL YEAR 2024/AGENCY LIST SORTED BY AGENCY NAME

458	ALCOHOLIC BEVERAGE COMMISSION	734	LAMAR UNIVERSITY - BEAUMONT	761	TEXAS A & M INTERNATIONAL UNIVERSITY	758	TEXAS STATE UNIVERSITY SYSTEM
737	ANGELO STATE UNIVERSITY	104	LEGISLATIVE BUDGET BOARD	708	TEXAS A&M SYSTEM SHARED SERVICE CTR	774	TEXAS TECH HSC - EL PASO
508	BOARD OF CHIROPRACTIC EXAMINERS	105	LEGISLATIVE REFERENCE LIBRARY	727	TEXAS A&M TRANSPORTATION INSTITUTE	733	TEXAS TECH UNIVERSITY
456	BOARD OF PLUMBING EXAMINERS	735	MIDWESTERN STATE UNIVERSITY	760	TEXAS A & M UNIV - CORPUS CHRISTI	768	TEXAS TECH UNIV SYSTEM
481	BOARD OF PROFESSIONAL GEOSCIENTISTS	706	NO AGENCY NAME	718	TEXAS A & M UNIVERSITY AT GALVESTON	403	TEXAS VETERANS COMMISSION
578	BOARD OF VETERINARY MED EXAMINERS	215	OFFICE OF CAPITAL AND FORENSIC WRITS	770	TEXAS A&M UNIVERSITY - CENTRAL TEXAS	580	TEXAS WATER DEVELOPMENT BOARD
542	CANCER PREVENTION AND RESEARCH INSTI	212	OFFICE OF COURT ADMINISTRATION	751	TEXAS A & M UNIVERSITY - COMMERCE	731	TEXAS WOMAN'S UNIVERSITY
409	COMMISSION ON JAIL STANDARDS	448	OFFICE OF INJURED EMPLOYEE COUNSEL	732	TEXAS A & M UNIVERSITY - KINGSVILLE	320	TEXAS WORKFORCE COMMISSION
242	COMMISSION ON JUDICIAL CONDUCT	359	OFFICE OF PUBLIC INSURANCE COUNSEL	711	TEXAS A & M UNIVERSITY (MAIN UNIV)	710	THE TEXAS A&M UNIVERSITY SYSTEM
477	COMM/STATE EMERGENCY COMMUNICATION	475	OFFICE OF PUBLIC UTILITY COUNSEL	749	TEXAS A&M UNIVERSITY - SAN ANTONIO	557	TX A&M VETERINARY MED DIAGNOSTIC LAB
902	COMPTRROLLER / FISCAL	213	OFFICE OF STATE PROSECUTING ATTORNEY	764	TEXAS A&M UNIVERSITY-TEXARKANA	459	TX BOARD OF ARCHITECTURAL EXAMINERS
304	COMPTRROLLER OF PUBLIC ACCOUNTS	302	OFFICE OF THE ATTORNEY GENERAL	554	TEXAS ANIMAL HEALTH COMMISSION	411	TX COMMISSION OF FIRE PROTECTION
466	CONSUMER CREDIT COMMISSIONER	301	OFFICE OF THE GOVERNOR	460	TEXAS BD OF PROF ENGINEERS & LAND SU	332	TX DEPT OF HOUSING & COMM AFFAIRS
228	COURT OF APPEALS - EIGHTH COURT	300	OFFICE OF THE GOVERNOR - FISCAL	510	TEXAS BEHAVIORAL HEALTH EXECUTIVE CO	452	TX DEPT OF LICENSING & REGULATION
231	COURT OF APPEALS - ELEVENTH COURT	802	PARKS AND WILDLIFE DEPARTMENT	507	TEXAS BOARD OF NURSING	326	TX EMERGENCY SVCS RETIREMENT SYST
225	COURT OF APPEALS - FIFTH COURT	715	PRAIRIE VIEW A & M UNIVERSITY	352	TEXAS BOND REVIEW BOARD	781	TX HIGHER EDUCATION COORD BOARD
234	COURT OF APPEALS -FOURTEENTH COURT	473	PUBLIC UTILITY COMMISSION OF TEXAS	909	TEXAS BROADBAND DEVELOPMENT OFFICE	535	TX LOW LEVEL RADIOACTIVE WASTE COMM
224	COURT OF APPEALS - FOURTH COURT	455	RAILROAD COMMISSION OF TEXAS	908	TEXAS BULLION DEPOSITORY (PT OF 902)	504	TX STATE BOARD OF DENTAL EXAMINERS
229	COURT OF APPEALS - NINTH COURT	329	REAL ESTATE COMMISSION	407	TEXAS COMMISSION ON LAW ENFORCEMENT	739	TX TECH UNIV HEALTH SCIENCES CENTER
222	COURT OF APPEALS - SECOND COURT	753	SAM HOUSTON STATE UNIVERSITY	813	TEXAS COMMISSION ON THE ARTS	730	UNIVERSITY OF HOUSTON
227	COURT OF APPEALS - SEVENTH COURT	771	SCHOOL/BLIND AND VISUALLY IMPAIRED	582	TEXAS COMM ON ENVIRONMENTAL QUALITY	759	UNIVERSITY OF HOUSTON - CLEAR LAKE
226	COURT OF APPEALS - SIXTH COURT	772	SCHOOL FOR THE DEAF	454	TEXAS DEPARTMENT OF INSURANCE	784	UNIVERSITY OF HOUSTON - DOWNTOWN
230	COURT OF APPEALS - TENTH COURT	307	SECRETARY OF STATE	608	TEXAS DEPARTMENT OF MOTOR VEHICLES	783	UNIVERSITY OF HOUSTON - SYSTEM
233	COURT OF APPEALS - THIRTEENTH COURT	592	SOIL & WATER CONSERVATION BOARD	601	TEXAS DEPARTMENT OF TRANSPORTATION	765	UNIVERSITY OF HOUSTON-VICTORIA
232	COURT OF APPEALS - TWELFTH DISTRICT	308	STATE AUDITOR'S OFFICE	696	TEXAS DEPT OF CRIMINAL JUSTICE	752	UNIVERSITY OF NORTH TEXAS
211	COURT OF CRIMINAL APPEALS	457	STATE BOARD OF PUBLIC ACCOUNTANCY	575	TEXAS DIVISION OF EMERGENCY MANAGEME	773	UNIVERSITY OF NORTH TEXAS AT DALLAS
469	CREDIT UNION DEPARTMENT	907	STATE ENERGY CONSERVATION OFFICE	701	TEXAS EDUCATION AGENCY	769	UNIVERSITY OF NORTH TEXAS SYSTEM
551	DEPARTMENT OF AGRICULTURE	243	STATE LAW LIBRARY	356	TEXAS ETHICS COMMISSION	714	UNIVERSITY OF TEXAS AT ARLINGTON
451	DEPARTMENT OF BANKING	360	STATE OFC OF ADMINISTRATIVE HEARINGS	303	TEXAS FACILITIES COMMISSION	721	UNIVERSITY OF TEXAS AT AUSTIN
313	DEPARTMENT OF INFORMATION RESOURCES	479	STATE OFFICE OF RISK MANAGEMENT	513	TEXAS FUNERAL SERVICE COMMISSION	738	UNIVERSITY OF TEXAS AT DALLAS
405	DEPARTMENT OF PUBLIC SAFETY	338	STATE PENSION REVIEW BOARD	808	TEXAS HISTORICAL COMMISSION	724	UNIVERSITY OF TEXAS AT EL PASO
537	DEPARTMENT OF STATE HEALTH SERVICES	809	STATE PRESERVATION BOARD	644	TEXAS JUVENILE JUSTICE DEPT	743	UNIVERSITY OF TEXAS AT SAN ANTONIO
530	DEPT FAMILY AND PROTECTIVE SERVICES	312	STATE SECURITIES BOARD	103	TEXAS LEGISLATIVE COUNCIL	750	UNIVERSITY OF TEXAS AT TYLER
450	DEPT OF SAVINGS & MORTGAGE LEND	755	STEPHEN F AUSTIN STATE UNIVERSITY	362	TEXAS LOTTERY COMMISSION	723	UNIVERSITY OF TEXAS MEDICAL BRANCH
315	EDUCATIONAL OPPORTUNITIES AND INVEST	756	SUL ROSS STATE UNIVERSITY	503	TEXAS MEDICAL BOARD	720	UNIVERSITY OF TEXAS SYSTEM
327	EMPLOYEES RETIREMENT SYSTEM	116	SUNSET ADVISORY BOARD	401	TEXAS MILITARY DEPARTMENT	785	UNIV OF TEXAS HEALTH CENTER AT TYLER
533	EXEC CNCL OF PHYSICAL & OCC THERAPY	201	SUPREME COURT	514	TEXAS OPTOMETRY BOARD	742	UNIV OF TEX OF THE PERMIAN BASIN
221	FIRST COURT OF APPEALS	713	TARLETON STATE UNIVERSITY	347	TEXAS PUBLIC FINANCE AUTHORITY	763	UNT HEALTH SCIENCE CENTER
305	GENERAL LAND OFFICE	323	TEACHER RETIREMENT SYSTEM OF TEXAS	476	TEXAS RACING COMMISSION	744	UT HEALTH SCIENCE CENTER - HOUSTON
529	HEALTH & HUMAN SERVICES COMMISSION	555	TEXAS A&M AGRILIFE EXTENSION SERVICE	101	TEXAS SENATE	745	UT HEALTH SCIENCE CENTER-SAN ANTONIO
364	HEALTH PROFESSIONS COUNCIL	556	TEXAS A&M AGRILIFE RESEARCH	717	TEXAS SOUTHERN UNIVERSITY	506	UT MD ANDERSON CANCER CENTER
102	HOUSE OF REPRESENTATIVES	712	TEXAS A&M ENGINEERING EXPERIMENT STA	515	TEXAS STATE BOARD OF PHARMACY	746	UT RIO GRANDE VALLEY
789	LAMAR INSTITUTE OF TECHNOLOGY	716	TEXAS A&M ENGINEERING EXTENSION SERV	306	TEXAS STATE LIBRARY & ARCHIVES COMM	729	UT SOUTHWESTERN MEDICAL CENTER
787	LAMAR STATE COLLEGE - ORANGE	576	TEXAS A&M FOREST SERVICE	719	TEXAS STATE TECHNICAL COLLEGE	757	WEST TEXAS A & M UNIVERSITY
788	LAMAR STATE COLLEGE - PORT ARTHUR	709	TEXAS A&M HEALTH SCIENCE CENTER	754	TEXAS STATE UNIVERSITY		



TEXAS HISTORICALLY UNDERUTILIZED BUSINESS (HUB) SEMI-ANNUAL REPORT RECEIVED FOR FISCAL YEAR 2024

SECTION VII - STATE AGENCY EXPENDITURE DATA

FUND TYPE	TOTAL EXPENDITURE	TOTAL SPENT WITH HUBS AMOUNT / %	BLACK AMOUNT / %	HISPANIC AMOUNT / %	WOMAN AMOUNT / %	ASIAN PACIFIC AMOUNT / %	NATIVE AMERICAN AMOUNT / %	SERVICE-DISABLED VETERAN AMOUNT / %
-----------	-------------------	----------------------------------	------------------	---------------------	------------------	--------------------------	----------------------------	-------------------------------------

101 - TEXAS SENATE - HEAVY CONSTRUCTION UNADJUSTED GOAL IS 11.2%

T	0	0 / 0%	0 / 0%	0 / 0%	0 / 0%	0 / 0%	0 / 0%	0 / 0%
N	0	0 / 0%	0 / 0%	0 / 0%	0 / 0%	0 / 0%	0 / 0%	0 / 0%
S	***	0 / 0%	0 / 0%	0 / 0%	0 / 0%	0 / 0%	0 / 0%	0 / 0%
-TC	0	0 / 0%	0 / 0%	0 / 0%	0 / 0%	0 / 0%	0 / 0%	0 / 0%
-I	0	0 / 0%	0 / 0%	0 / 0%	0 / 0%	0 / 0%	0 / 0%	0 / 0%
	0	0 / 0%	0 / 0%	0 / 0%	0 / 0%	0 / 0%	0 / 0%	0 / 0%

101 - TEXAS SENATE - BUILDING CONSTRUCTION UNADJUSTED GOAL IS 21.1%

T	0	0 / 0%	0 / 0%	0 / 0%	0 / 0%	0 / 0%	0 / 0%	0 / 0%
N	0	0 / 0%	0 / 0%	0 / 0%	0 / 0%	0 / 0%	0 / 0%	0 / 0%
S	***	0 / 0%	0 / 0%	0 / 0%	0 / 0%	0 / 0%	0 / 0%	0 / 0%
-TC	0	0 / 0%	0 / 0%	0 / 0%	0 / 0%	0 / 0%	0 / 0%	0 / 0%
-I	0	0 / 0%	0 / 0%	0 / 0%	0 / 0%	0 / 0%	0 / 0%	0 / 0%
	0	0 / 0%	0 / 0%	0 / 0%	0 / 0%	0 / 0%	0 / 0%	0 / 0%

101 - TEXAS SENATE - SPECIAL TRADE UNADJUSTED GOAL IS 32.9%

T	0	0 / 0%	0 / 0%	0 / 0%	0 / 0%	0 / 0%	0 / 0%	0 / 0%
N	0	0 / 0%	0 / 0%	0 / 0%	0 / 0%	0 / 0%	0 / 0%	0 / 0%
S	***	0 / 0%	0 / 0%	0 / 0%	0 / 0%	0 / 0%	0 / 0%	0 / 0%
-TC	0	0 / 0%	0 / 0%	0 / 0%	0 / 0%	0 / 0%	0 / 0%	0 / 0%
-I	0	0 / 0%	0 / 0%	0 / 0%	0 / 0%	0 / 0%	0 / 0%	0 / 0%
	0	0 / 0%	0 / 0%	0 / 0%	0 / 0%	0 / 0%	0 / 0%	0 / 0%

*** DOLLARS REPORTED BUT NOT SHOWN IN THESE COLUMNS. T=TREASURY, N=NON-TREASURY, S=SUBCONTRACTOR FUNDS & PROCUREMENT CARD HUB PURCHASES, TC=TERM CONTRACT, I= INTER GOVERNMENTAL



TEXAS HISTORICALLY UNDERUTILIZED BUSINESS (HUB) SEMI-ANNUAL REPORT RECEIVED FOR FISCAL YEAR 2024

SECTION VII - STATE AGENCY EXPENDITURE DATA

FUND TYPE	TOTAL EXPENDITURE	TOTAL SPENT WITH HUBS AMOUNT / %	BLACK AMOUNT / %	HISPANIC AMOUNT / %	WOMAN AMOUNT / %	ASIAN PACIFIC AMOUNT / %	NATIVE AMERICAN AMOUNT / %	SERVICE-DISABLED VETERAN AMOUNT / %
-----------	-------------------	----------------------------------	------------------	---------------------	------------------	--------------------------	----------------------------	-------------------------------------

101 - TEXAS SENATE - PROFESSIONAL SERVICES UNADJUSTED GOAL IS 23.7%

T	0	0 / 0%	0 / 0%	0 / 0%	0 / 0%	0 / 0%	0 / 0%	0 / 0%
N	0	0 / 0%	0 / 0%	0 / 0%	0 / 0%	0 / 0%	0 / 0%	0 / 0%
S	***	0 / 0%	0 / 0%	0 / 0%	0 / 0%	0 / 0%	0 / 0%	0 / 0%
-TC	0	0 / 0%	0 / 0%	0 / 0%	0 / 0%	0 / 0%	0 / 0%	0 / 0%
-I	0	0 / 0%	0 / 0%	0 / 0%	0 / 0%	0 / 0%	0 / 0%	0 / 0%
	0	0 / 0%	0 / 0%	0 / 0%	0 / 0%	0 / 0%	0 / 0%	0 / 0%

101 - TEXAS SENATE - OTHER SERVICES UNADJUSTED GOAL IS 26%

T	\$712,836	\$48,024 / 6.74%	0 / 0%	0 / 0%	\$48,024 / 6.74%	0 / 0%	0 / 0%	0 / 0%
N	0	0 / 0%	0 / 0%	0 / 0%	0 / 0%	0 / 0%	0 / 0%	0 / 0%
S	***	0 / 0%	0 / 0%	0 / 0%	0 / 0%	0 / 0%	0 / 0%	0 / 0%
-TC	0	0 / 0%	0 / 0%	0 / 0%	0 / 0%	0 / 0%	0 / 0%	0 / 0%
-I	0	0 / 0%	0 / 0%	0 / 0%	0 / 0%	0 / 0%	0 / 0%	0 / 0%
	\$712,836	\$48,024 / 6.74%	0 / 0%	0 / 0%	\$48,024 / 6.74%	0 / 0%	0 / 0%	0 / 0%

101 - TEXAS SENATE - COMMODITY PURCHASING UNADJUSTED GOAL IS 21.1%

T	\$358,521	\$14,188 / 3.96%	0 / 0%	-\$175 / -0.05%	\$14,363 / 4.01%	0 / 0%	0 / 0%	0 / 0%
N	0	0 / 0%	0 / 0%	0 / 0%	0 / 0%	0 / 0%	0 / 0%	0 / 0%
S	***	0 / 0%	0 / 0%	0 / 0%	0 / 0%	0 / 0%	0 / 0%	0 / 0%
-TC	0	0 / 0%	0 / 0%	0 / 0%	0 / 0%	0 / 0%	0 / 0%	0 / 0%
-I	0	0 / 0%	0 / 0%	0 / 0%	0 / 0%	0 / 0%	0 / 0%	0 / 0%
	\$358,521	\$14,188 / 3.96%	0 / 0%	-\$175 / -0.05%	\$14,363 / 4.01%	0 / 0%	0 / 0%	0 / 0%

*** DOLLARS REPORTED BUT NOT SHOWN IN THESE COLUMNS. T=TREASURY, N=NON-TREASURY, S=SUBCONTRACTOR FUNDS & PROCUREMENT CARD HUB PURCHASES, TC=TERM CONTRACT, I= INTER GOVERNMENT



TEXAS HISTORICALLY UNDERUTILIZED BUSINESS (HUB) SEMI-ANNUAL REPORT RECEIVED FOR FISCAL YEAR 2024

SECTION VII - STATE AGENCY EXPENDITURE DATA

FUND TYPE	TOTAL EXPENDITURE	TOTAL SPENT WITH HUBS AMOUNT / %	BLACK AMOUNT / %	HISPANIC AMOUNT / %	WOMAN AMOUNT / %	ASIAN PACIFIC AMOUNT / %	NATIVE AMERICAN AMOUNT / %	SERVICE-DISABLED VETERAN AMOUNT / %
101 - TEXAS SENATE - Statewide Grand Total Expenditures								
T	\$1,071,357	\$62,212 / 5.81%	0 / 0%	-\$175 / -0.02%	\$62,387 / 5.82%	0 / 0%	0 / 0%	0 / 0%
N	0	0 / 0%	0 / 0%	0 / 0%	0 / 0%	0 / 0%	0 / 0%	0 / 0%
S	***	0 / 0%	0 / 0%	0 / 0%	0 / 0%	0 / 0%	0 / 0%	0 / 0%
-TC	0	0 / 0%	0 / 0%	0 / 0%	0 / 0%	0 / 0%	0 / 0%	0 / 0%
-I	0	0 / 0%	0 / 0%	0 / 0%	0 / 0%	0 / 0%	0 / 0%	0 / 0%
	\$1,071,357	\$62,212 / 5.81%	0 / 0%	-\$175 / -0.02%	\$62,387 / 5.82%	0 / 0%	0 / 0%	0 / 0%

*** DOLLARS REPORTED BUT NOT SHOWN IN THESE COLUMNS. T=TREASURY, N=NON-TREASURY, S=SUBCONTRACTOR FUNDS & PROCUREMENT CARD HUB PURCHASES, TC=TERM CONTRACT, I= INTER GOVERNMENTAL



TEXAS HISTORICALLY UNDERUTILIZED BUSINESS (HUB) SEMI-ANNUAL REPORT RECEIVED FOR FISCAL YEAR 2024

SECTION VII - STATE AGENCY EXPENDITURE DATA

FUND TYPE	TOTAL EXPENDITURE	TOTAL SPENT WITH HUBS AMOUNT / %	BLACK AMOUNT / %	HISPANIC AMOUNT / %	WOMAN AMOUNT / %	ASIAN PACIFIC AMOUNT / %	NATIVE AMERICAN AMOUNT / %	SERVICE-DISABLED VETERAN AMOUNT / %
-----------	-------------------	----------------------------------	------------------	---------------------	------------------	--------------------------	----------------------------	-------------------------------------

102 - HOUSE OF REPRESENTATIVES - HEAVY CONSTRUCTION UNADJUSTED GOAL IS 11.2%

T	0	0 / 0%	0 / 0%	0 / 0%	0 / 0%	0 / 0%	0 / 0%	0 / 0%
N	0	0 / 0%	0 / 0%	0 / 0%	0 / 0%	0 / 0%	0 / 0%	0 / 0%
S	***	0 / 0%	0 / 0%	0 / 0%	0 / 0%	0 / 0%	0 / 0%	0 / 0%
-TC	0	0 / 0%	0 / 0%	0 / 0%	0 / 0%	0 / 0%	0 / 0%	0 / 0%
-I	0	0 / 0%	0 / 0%	0 / 0%	0 / 0%	0 / 0%	0 / 0%	0 / 0%
	0	0 / 0%	0 / 0%	0 / 0%	0 / 0%	0 / 0%	0 / 0%	0 / 0%

102 - HOUSE OF REPRESENTATIVES - BUILDING CONSTRUCTION UNADJUSTED GOAL IS 21.1%

T	0	0 / 0%	0 / 0%	0 / 0%	0 / 0%	0 / 0%	0 / 0%	0 / 0%
N	0	0 / 0%	0 / 0%	0 / 0%	0 / 0%	0 / 0%	0 / 0%	0 / 0%
S	***	0 / 0%	0 / 0%	0 / 0%	0 / 0%	0 / 0%	0 / 0%	0 / 0%
-TC	0	0 / 0%	0 / 0%	0 / 0%	0 / 0%	0 / 0%	0 / 0%	0 / 0%
-I	0	0 / 0%	0 / 0%	0 / 0%	0 / 0%	0 / 0%	0 / 0%	0 / 0%
	0	0 / 0%	0 / 0%	0 / 0%	0 / 0%	0 / 0%	0 / 0%	0 / 0%

102 - HOUSE OF REPRESENTATIVES - SPECIAL TRADE UNADJUSTED GOAL IS 32.9%

T	0	0 / 0%	0 / 0%	0 / 0%	0 / 0%	0 / 0%	0 / 0%	0 / 0%
N	0	0 / 0%	0 / 0%	0 / 0%	0 / 0%	0 / 0%	0 / 0%	0 / 0%
S	***	0 / 0%	0 / 0%	0 / 0%	0 / 0%	0 / 0%	0 / 0%	0 / 0%
-TC	0	0 / 0%	0 / 0%	0 / 0%	0 / 0%	0 / 0%	0 / 0%	0 / 0%
-I	0	0 / 0%	0 / 0%	0 / 0%	0 / 0%	0 / 0%	0 / 0%	0 / 0%
	0	0 / 0%	0 / 0%	0 / 0%	0 / 0%	0 / 0%	0 / 0%	0 / 0%

*** DOLLARS REPORTED BUT NOT SHOWN IN THESE COLUMNS. T=TREASURY, N=NON-TREASURY, S=SUBCONTRACTOR FUNDS & PROCUREMENT CARD HUB PURCHASES, TC=TERM CONTRACT, I= INTER GOVERNMENTAL



TEXAS HISTORICALLY UNDERUTILIZED BUSINESS (HUB) SEMI-ANNUAL REPORT RECEIVED FOR FISCAL YEAR 2024

SECTION VII - STATE AGENCY EXPENDITURE DATA

FUND TYPE	TOTAL EXPENDITURE	TOTAL SPENT WITH HUBS AMOUNT / %	BLACK AMOUNT / %	HISPANIC AMOUNT / %	WOMAN AMOUNT / %	ASIAN PACIFIC AMOUNT / %	NATIVE AMERICAN AMOUNT / %	SERVICE-DISABLED VETERAN AMOUNT / %
102 - HOUSE OF REPRESENTATIVES - PROFESSIONAL SERVICES UNADJUSTED GOAL IS 23.7%								
T	0	0 / 0%	0 / 0%	0 / 0%	0 / 0%	0 / 0%	0 / 0%	0 / 0%
N	0	0 / 0%	0 / 0%	0 / 0%	0 / 0%	0 / 0%	0 / 0%	0 / 0%
S	***	0 / 0%	0 / 0%	0 / 0%	0 / 0%	0 / 0%	0 / 0%	0 / 0%
-TC	0	0 / 0%	0 / 0%	0 / 0%	0 / 0%	0 / 0%	0 / 0%	0 / 0%
-I	0	0 / 0%	0 / 0%	0 / 0%	0 / 0%	0 / 0%	0 / 0%	0 / 0%
	0	0 / 0%	0 / 0%	0 / 0%	0 / 0%	0 / 0%	0 / 0%	0 / 0%

102 - HOUSE OF REPRESENTATIVES - OTHER SERVICES UNADJUSTED GOAL IS 26%								
T	\$4,243,714	\$6,238 / 0.15%	0 / 0%	0 / 0%	\$6,238 / 0.15%	0 / 0%	0 / 0%	0 / 0%
N	0	0 / 0%	0 / 0%	0 / 0%	0 / 0%	0 / 0%	0 / 0%	0 / 0%
S	***	0 / 0%	0 / 0%	0 / 0%	0 / 0%	0 / 0%	0 / 0%	0 / 0%
-TC	0	0 / 0%	0 / 0%	0 / 0%	0 / 0%	0 / 0%	0 / 0%	0 / 0%
-I	0	0 / 0%	0 / 0%	0 / 0%	0 / 0%	0 / 0%	0 / 0%	0 / 0%
	\$4,243,714	\$6,238 / 0.15%	0 / 0%	0 / 0%	\$6,238 / 0.15%	0 / 0%	0 / 0%	0 / 0%

102 - HOUSE OF REPRESENTATIVES - COMMODITY PURCHASING UNADJUSTED GOAL IS 21.1%								
T	\$445,001	\$33,858 / 7.61%	0 / 0%	0 / 0%	\$33,858 / 7.61%	0 / 0%	0 / 0%	0 / 0%
N	0	0 / 0%	0 / 0%	0 / 0%	0 / 0%	0 / 0%	0 / 0%	0 / 0%
S	***	0 / 0%	0 / 0%	0 / 0%	0 / 0%	0 / 0%	0 / 0%	0 / 0%
-TC	0	0 / 0%	0 / 0%	0 / 0%	0 / 0%	0 / 0%	0 / 0%	0 / 0%
-I	0	0 / 0%	0 / 0%	0 / 0%	0 / 0%	0 / 0%	0 / 0%	0 / 0%
	\$445,001	\$33,858 / 7.61%	0 / 0%	0 / 0%	\$33,858 / 7.61%	0 / 0%	0 / 0%	0 / 0%

*** DOLLARS REPORTED BUT NOT SHOWN IN THESE COLUMNS. T=TREASURY, N=NON-TREASURY, S=SUBCONTRACTOR FUNDS & PROCUREMENT CARD HUB PURCHASES, TC=TERM CONTRACT, I= INTER GOVERNMENTAL



TEXAS HISTORICALLY UNDERUTILIZED BUSINESS (HUB) SEMI-ANNUAL REPORT RECEIVED FOR FISCAL YEAR 2024

SECTION VII - STATE AGENCY EXPENDITURE DATA

FUND TYPE	TOTAL EXPENDITURE	TOTAL SPENT WITH HUBS AMOUNT / %	BLACK AMOUNT / %	HISPANIC AMOUNT / %	WOMAN AMOUNT / %	ASIAN PACIFIC AMOUNT / %	NATIVE AMERICAN AMOUNT / %	SERVICE-DISABLED VETERAN AMOUNT / %
102 - HOUSE OF REPRESENTATIVES - Statewide Grand Total Expenditures								
T	\$4,688,715	\$40,096 / 0.86%	0 / 0%	0 / 0%	\$40,096 / 0.86%	0 / 0%	0 / 0%	0 / 0%
N	0	0 / 0%	0 / 0%	0 / 0%	0 / 0%	0 / 0%	0 / 0%	0 / 0%
S	***	0 / 0%	0 / 0%	0 / 0%	0 / 0%	0 / 0%	0 / 0%	0 / 0%
-TC	0	0 / 0%	0 / 0%	0 / 0%	0 / 0%	0 / 0%	0 / 0%	0 / 0%
-I	0	0 / 0%	0 / 0%	0 / 0%	0 / 0%	0 / 0%	0 / 0%	0 / 0%
	\$4,688,715	\$40,096 / 0.86%	0 / 0%	0 / 0%	\$40,096 / 0.86%	0 / 0%	0 / 0%	0 / 0%

*** DOLLARS REPORTED BUT NOT SHOWN IN THESE COLUMNS. T=TREASURY, N=NON-TREASURY, S=SUBCONTRACTOR FUNDS & PROCUREMENT CARD HUB PURCHASES, TC=TERM CONTRACT, I= INTER GOVERNMENTAL



TEXAS HISTORICALLY UNDERUTILIZED BUSINESS (HUB) SEMI-ANNUAL REPORT RECEIVED FOR FISCAL YEAR 2024

SECTION VII - STATE AGENCY EXPENDITURE DATA

FUND TYPE	TOTAL EXPENDITURE	TOTAL SPENT WITH HUBS AMOUNT / %	BLACK AMOUNT / %	HISPANIC AMOUNT / %	WOMAN AMOUNT / %	ASIAN PACIFIC AMOUNT / %	NATIVE AMERICAN AMOUNT / %	SERVICE-DISABLED VETERAN AMOUNT / %
-----------	-------------------	----------------------------------	------------------	---------------------	------------------	--------------------------	----------------------------	-------------------------------------

103 - TEXAS LEGISLATIVE COUNCIL - HEAVY CONSTRUCTION UNADJUSTED GOAL IS 11.2%

T	0	0 / 0%	0 / 0%	0 / 0%	0 / 0%	0 / 0%	0 / 0%	0 / 0%
N	0	0 / 0%	0 / 0%	0 / 0%	0 / 0%	0 / 0%	0 / 0%	0 / 0%
S	***	0 / 0%	0 / 0%	0 / 0%	0 / 0%	0 / 0%	0 / 0%	0 / 0%
-TC	0	0 / 0%	0 / 0%	0 / 0%	0 / 0%	0 / 0%	0 / 0%	0 / 0%
-I	0	0 / 0%	0 / 0%	0 / 0%	0 / 0%	0 / 0%	0 / 0%	0 / 0%
	0	0 / 0%	0 / 0%	0 / 0%	0 / 0%	0 / 0%	0 / 0%	0 / 0%

103 - TEXAS LEGISLATIVE COUNCIL - BUILDING CONSTRUCTION UNADJUSTED GOAL IS 21.1%

T	0	0 / 0%	0 / 0%	0 / 0%	0 / 0%	0 / 0%	0 / 0%	0 / 0%
N	0	0 / 0%	0 / 0%	0 / 0%	0 / 0%	0 / 0%	0 / 0%	0 / 0%
S	***	0 / 0%	0 / 0%	0 / 0%	0 / 0%	0 / 0%	0 / 0%	0 / 0%
-TC	0	0 / 0%	0 / 0%	0 / 0%	0 / 0%	0 / 0%	0 / 0%	0 / 0%
-I	0	0 / 0%	0 / 0%	0 / 0%	0 / 0%	0 / 0%	0 / 0%	0 / 0%
	0	0 / 0%	0 / 0%	0 / 0%	0 / 0%	0 / 0%	0 / 0%	0 / 0%

103 - TEXAS LEGISLATIVE COUNCIL - SPECIAL TRADE UNADJUSTED GOAL IS 32.9%

T	\$5,900	0 / 0%	0 / 0%	0 / 0%	0 / 0%	0 / 0%	0 / 0%	0 / 0%
N	0	0 / 0%	0 / 0%	0 / 0%	0 / 0%	0 / 0%	0 / 0%	0 / 0%
S	***	0 / 0%	0 / 0%	0 / 0%	0 / 0%	0 / 0%	0 / 0%	0 / 0%
-TC	0	0 / 0%	0 / 0%	0 / 0%	0 / 0%	0 / 0%	0 / 0%	0 / 0%
-I	0	0 / 0%	0 / 0%	0 / 0%	0 / 0%	0 / 0%	0 / 0%	0 / 0%
	\$5,900	0 / 0%	0 / 0%	0 / 0%	0 / 0%	0 / 0%	0 / 0%	0 / 0%

*** DOLLARS REPORTED BUT NOT SHOWN IN THESE COLUMNS. T=TREASURY, N=NON-TREASURY, S=SUBCONTRACTOR FUNDS & PROCUREMENT CARD HUB PURCHASES, TC=TERM CONTRACT, I= INTER GOVERNMENTAL



TEXAS HISTORICALLY UNDERUTILIZED BUSINESS (HUB) SEMI-ANNUAL REPORT RECEIVED FOR FISCAL YEAR 2024

SECTION VII - STATE AGENCY EXPENDITURE DATA

FUND TYPE	TOTAL EXPENDITURE	TOTAL SPENT WITH HUBS AMOUNT / %	BLACK AMOUNT / %	HISPANIC AMOUNT / %	WOMAN AMOUNT / %	ASIAN PACIFIC AMOUNT / %	NATIVE AMERICAN AMOUNT / %	SERVICE-DISABLED VETERAN AMOUNT / %
-----------	-------------------	----------------------------------	------------------	---------------------	------------------	--------------------------	----------------------------	-------------------------------------

103 - TEXAS LEGISLATIVE COUNCIL - PROFESSIONAL SERVICES UNADJUSTED GOAL IS 23.7%

T	0	0 / 0%	0 / 0%	0 / 0%	0 / 0%	0 / 0%	0 / 0%	0 / 0%
N	0	0 / 0%	0 / 0%	0 / 0%	0 / 0%	0 / 0%	0 / 0%	0 / 0%
S	***	0 / 0%	0 / 0%	0 / 0%	0 / 0%	0 / 0%	0 / 0%	0 / 0%
-TC	0	0 / 0%	0 / 0%	0 / 0%	0 / 0%	0 / 0%	0 / 0%	0 / 0%
-I	0	0 / 0%	0 / 0%	0 / 0%	0 / 0%	0 / 0%	0 / 0%	0 / 0%
	0	0 / 0%	0 / 0%	0 / 0%	0 / 0%	0 / 0%	0 / 0%	0 / 0%

103 - TEXAS LEGISLATIVE COUNCIL - OTHER SERVICES UNADJUSTED GOAL IS 26%

T	\$4,373,789	\$209,624 / 4.79%	\$17,856 / 0.41%	\$151,503 / 3.46%	\$9,486 / 0.22%	\$30,779 / 0.70%	0 / 0%	0 / 0%
N	0	0 / 0%	0 / 0%	0 / 0%	0 / 0%	0 / 0%	0 / 0%	0 / 0%
S	***	0 / 0%	0 / 0%	0 / 0%	0 / 0%	0 / 0%	0 / 0%	0 / 0%
-TC	0	0 / 0%	0 / 0%	0 / 0%	0 / 0%	0 / 0%	0 / 0%	0 / 0%
-I	0	0 / 0%	0 / 0%	0 / 0%	0 / 0%	0 / 0%	0 / 0%	0 / 0%
	\$4,373,789	\$209,624 / 4.79%	\$17,856 / 0.41%	\$151,503 / 3.46%	\$9,486 / 0.22%	\$30,779 / 0.70%	0 / 0%	0 / 0%

103 - TEXAS LEGISLATIVE COUNCIL - COMMODITY PURCHASING UNADJUSTED GOAL IS 21.1%

T	\$4,233,777	\$421,615 / 9.96%	\$113,295 / 2.68%	\$262,863 / 6.21%	\$12,132 / 0.29%	\$33,326 / 0.79%	0 / 0%	0 / 0%
N	0	0 / 0%	0 / 0%	0 / 0%	0 / 0%	0 / 0%	0 / 0%	0 / 0%
S	***	0 / 0%	0 / 0%	0 / 0%	0 / 0%	0 / 0%	0 / 0%	0 / 0%
-TC	0	0 / 0%	0 / 0%	0 / 0%	0 / 0%	0 / 0%	0 / 0%	0 / 0%
-I	0	0 / 0%	0 / 0%	0 / 0%	0 / 0%	0 / 0%	0 / 0%	0 / 0%
	\$4,233,777	\$421,615 / 9.96%	\$113,295 / 2.68%	\$262,863 / 6.21%	\$12,132 / 0.29%	\$33,326 / 0.79%	0 / 0%	0 / 0%

*** DOLLARS REPORTED BUT NOT SHOWN IN THESE COLUMNS. T=TREASURY, N=NON-TREASURY, S=SUBCONTRACTOR FUNDS & PROCUREMENT CARD HUB PURCHASES, TC=TERM CONTRACT, I= INTER GOVERNMENT



TEXAS HISTORICALLY UNDERUTILIZED BUSINESS (HUB) SEMI-ANNUAL REPORT RECEIVED FOR FISCAL YEAR 2024

SECTION VII - STATE AGENCY EXPENDITURE DATA

FUND TYPE	TOTAL EXPENDITURE	TOTAL SPENT WITH HUBS AMOUNT / %	BLACK AMOUNT / %	HISPANIC AMOUNT / %	WOMAN AMOUNT / %	ASIAN PACIFIC AMOUNT / %	NATIVE AMERICAN AMOUNT / %	SERVICE-DISABLED VETERAN AMOUNT / %
103 - TEXAS LEGISLATIVE COUNCIL - Statewide Grand Total Expenditures								
T	\$8,613,466	\$631,239 / 7.33%	\$131,150 / 1.52%	\$414,366 / 4.81%	\$21,618 / 0.25%	\$64,105 / 0.74%	0 / 0%	0 / 0%
N	0	0 / 0%	0 / 0%	0 / 0%	0 / 0%	0 / 0%	0 / 0%	0 / 0%
S	***	0 / 0%	0 / 0%	0 / 0%	0 / 0%	0 / 0%	0 / 0%	0 / 0%
-TC	0	0 / 0%	0 / 0%	0 / 0%	0 / 0%	0 / 0%	0 / 0%	0 / 0%
-I	0	0 / 0%	0 / 0%	0 / 0%	0 / 0%	0 / 0%	0 / 0%	0 / 0%
	\$8,613,466	\$631,239 / 7.33%	\$131,150 / 1.52%	\$414,366 / 4.81%	\$21,618 / 0.25%	\$64,105 / 0.74%	0 / 0%	0 / 0%

*** DOLLARS REPORTED BUT NOT SHOWN IN THESE COLUMNS. T=TREASURY, N=NON-TREASURY, S=SUBCONTRACTOR FUNDS & PROCUREMENT CARD HUB PURCHASES, TC=TERM CONTRACT, I= INTER GOVERNMENTAL



TEXAS HISTORICALLY UNDERUTILIZED BUSINESS (HUB) SEMI-ANNUAL REPORT RECEIVED FOR FISCAL YEAR 2024

SECTION VII - STATE AGENCY EXPENDITURE DATA

FUND TYPE	TOTAL EXPENDITURE	TOTAL SPENT WITH HUBS AMOUNT / %	BLACK AMOUNT / %	HISPANIC AMOUNT / %	WOMAN AMOUNT / %	ASIAN PACIFIC AMOUNT / %	NATIVE AMERICAN AMOUNT / %	SERVICE-DISABLED VETERAN AMOUNT / %
-----------	-------------------	----------------------------------	------------------	---------------------	------------------	--------------------------	----------------------------	-------------------------------------

104 - LEGISLATIVE BUDGET BOARD - HEAVY CONSTRUCTION UNADJUSTED GOAL IS 11.2%

T	0	0 / 0%	0 / 0%	0 / 0%	0 / 0%	0 / 0%	0 / 0%	0 / 0%
N	0	0 / 0%	0 / 0%	0 / 0%	0 / 0%	0 / 0%	0 / 0%	0 / 0%
S	***	0 / 0%	0 / 0%	0 / 0%	0 / 0%	0 / 0%	0 / 0%	0 / 0%
-TC	0	0 / 0%	0 / 0%	0 / 0%	0 / 0%	0 / 0%	0 / 0%	0 / 0%
-I	0	0 / 0%	0 / 0%	0 / 0%	0 / 0%	0 / 0%	0 / 0%	0 / 0%
	0	0 / 0%	0 / 0%	0 / 0%	0 / 0%	0 / 0%	0 / 0%	0 / 0%

104 - LEGISLATIVE BUDGET BOARD - BUILDING CONSTRUCTION UNADJUSTED GOAL IS 21.1%

T	0	0 / 0%	0 / 0%	0 / 0%	0 / 0%	0 / 0%	0 / 0%	0 / 0%
N	0	0 / 0%	0 / 0%	0 / 0%	0 / 0%	0 / 0%	0 / 0%	0 / 0%
S	***	0 / 0%	0 / 0%	0 / 0%	0 / 0%	0 / 0%	0 / 0%	0 / 0%
-TC	0	0 / 0%	0 / 0%	0 / 0%	0 / 0%	0 / 0%	0 / 0%	0 / 0%
-I	0	0 / 0%	0 / 0%	0 / 0%	0 / 0%	0 / 0%	0 / 0%	0 / 0%
	0	0 / 0%	0 / 0%	0 / 0%	0 / 0%	0 / 0%	0 / 0%	0 / 0%

104 - LEGISLATIVE BUDGET BOARD - SPECIAL TRADE UNADJUSTED GOAL IS 32.9%

T	0	0 / 0%	0 / 0%	0 / 0%	0 / 0%	0 / 0%	0 / 0%	0 / 0%
N	0	0 / 0%	0 / 0%	0 / 0%	0 / 0%	0 / 0%	0 / 0%	0 / 0%
S	***	0 / 0%	0 / 0%	0 / 0%	0 / 0%	0 / 0%	0 / 0%	0 / 0%
-TC	0	0 / 0%	0 / 0%	0 / 0%	0 / 0%	0 / 0%	0 / 0%	0 / 0%
-I	0	0 / 0%	0 / 0%	0 / 0%	0 / 0%	0 / 0%	0 / 0%	0 / 0%
	0	0 / 0%	0 / 0%	0 / 0%	0 / 0%	0 / 0%	0 / 0%	0 / 0%

*** DOLLARS REPORTED BUT NOT SHOWN IN THESE COLUMNS. T=TREASURY, N=NON-TREASURY, S=SUBCONTRACTOR FUNDS & PROCUREMENT CARD HUB PURCHASES, TC=TERM CONTRACT, I= INTER GOVERNMENTAL



TEXAS HISTORICALLY UNDERUTILIZED BUSINESS (HUB) SEMI-ANNUAL REPORT RECEIVED FOR FISCAL YEAR 2024

SECTION VII - STATE AGENCY EXPENDITURE DATA

FUND TYPE	TOTAL EXPENDITURE	TOTAL SPENT WITH HUBS AMOUNT / %	BLACK AMOUNT / %	HISPANIC AMOUNT / %	WOMAN AMOUNT / %	ASIAN PACIFIC AMOUNT / %	NATIVE AMERICAN AMOUNT / %	SERVICE-DISABLED VETERAN AMOUNT / %
-----------	-------------------	----------------------------------	------------------	---------------------	------------------	--------------------------	----------------------------	-------------------------------------

104 - LEGISLATIVE BUDGET BOARD - PROFESSIONAL SERVICES UNADJUSTED GOAL IS 23.7%

T	0	0 / 0%	0 / 0%	0 / 0%	0 / 0%	0 / 0%	0 / 0%	0 / 0%
N	0	0 / 0%	0 / 0%	0 / 0%	0 / 0%	0 / 0%	0 / 0%	0 / 0%
S	***	0 / 0%	0 / 0%	0 / 0%	0 / 0%	0 / 0%	0 / 0%	0 / 0%
-TC	0	0 / 0%	0 / 0%	0 / 0%	0 / 0%	0 / 0%	0 / 0%	0 / 0%
-I	0	0 / 0%	0 / 0%	0 / 0%	0 / 0%	0 / 0%	0 / 0%	0 / 0%
	0	0 / 0%	0 / 0%	0 / 0%	0 / 0%	0 / 0%	0 / 0%	0 / 0%

104 - LEGISLATIVE BUDGET BOARD - OTHER SERVICES UNADJUSTED GOAL IS 26%

T	\$38,038	\$16,340 / 42.96%	0 / 0%	0 / 0%	\$4,801 / 12.62%	\$11,539 / 30.34%	0 / 0%	0 / 0%
N	0	0 / 0%	0 / 0%	0 / 0%	0 / 0%	0 / 0%	0 / 0%	0 / 0%
S	***	0 / 0%	0 / 0%	0 / 0%	0 / 0%	0 / 0%	0 / 0%	0 / 0%
-TC	0	0 / 0%	0 / 0%	0 / 0%	0 / 0%	0 / 0%	0 / 0%	0 / 0%
-I	0	0 / 0%	0 / 0%	0 / 0%	0 / 0%	0 / 0%	0 / 0%	0 / 0%
	\$38,038	\$16,340 / 42.96%	0 / 0%	0 / 0%	\$4,801 / 12.62%	\$11,539 / 30.34%	0 / 0%	0 / 0%

104 - LEGISLATIVE BUDGET BOARD - COMMODITY PURCHASING UNADJUSTED GOAL IS 21.1%

T	\$312,622	\$253,331 / 81.03%	0 / 0%	0 / 0%	\$12,128 / 3.88%	\$241,203 / 77.15%	0 / 0%	0 / 0%
N	0	0 / 0%	0 / 0%	0 / 0%	0 / 0%	0 / 0%	0 / 0%	0 / 0%
S	***	0 / 0%	0 / 0%	0 / 0%	0 / 0%	0 / 0%	0 / 0%	0 / 0%
-TC	0	0 / 0%	0 / 0%	0 / 0%	0 / 0%	0 / 0%	0 / 0%	0 / 0%
-I	0	0 / 0%	0 / 0%	0 / 0%	0 / 0%	0 / 0%	0 / 0%	0 / 0%
	\$312,622	\$253,331 / 81.03%	0 / 0%	0 / 0%	\$12,128 / 3.88%	\$241,203 / 77.15%	0 / 0%	0 / 0%

*** DOLLARS REPORTED BUT NOT SHOWN IN THESE COLUMNS. T=TREASURY, N=NON-TREASURY, S=SUBCONTRACTOR FUNDS & PROCUREMENT CARD HUB PURCHASES, TC=TERM CONTRACT, I= INTER GOVERNMENTAL



TEXAS HISTORICALLY UNDERUTILIZED BUSINESS (HUB) SEMI-ANNUAL REPORT RECEIVED FOR FISCAL YEAR 2024

SECTION VII - STATE AGENCY EXPENDITURE DATA

FUND TYPE	TOTAL EXPENDITURE	TOTAL SPENT WITH HUBS AMOUNT / %	BLACK AMOUNT / %	HISPANIC AMOUNT / %	WOMAN AMOUNT / %	ASIAN PACIFIC AMOUNT / %	NATIVE AMERICAN AMOUNT / %	SERVICE-DISABLED VETERAN AMOUNT / %
104 - LEGISLATIVE BUDGET BOARD - Statewide Grand Total Expenditures								
T	\$350,660	\$269,672 / 76.90%	0 / 0%	0 / 0%	\$16,930 / 4.83%	\$252,742 / 72.08%	0 / 0%	0 / 0%
N	0	0 / 0%	0 / 0%	0 / 0%	0 / 0%	0 / 0%	0 / 0%	0 / 0%
S	***	0 / 0%	0 / 0%	0 / 0%	0 / 0%	0 / 0%	0 / 0%	0 / 0%
-TC	0	0 / 0%	0 / 0%	0 / 0%	0 / 0%	0 / 0%	0 / 0%	0 / 0%
-I	0	0 / 0%	0 / 0%	0 / 0%	0 / 0%	0 / 0%	0 / 0%	0 / 0%
	\$350,660	\$269,672 / 76.90%	0 / 0%	0 / 0%	\$16,930 / 4.83%	\$252,742 / 72.08%	0 / 0%	0 / 0%

*** DOLLARS REPORTED BUT NOT SHOWN IN THESE COLUMNS. T=TREASURY, N=NON-TREASURY, S=SUBCONTRACTOR FUNDS & PROCUREMENT CARD HUB PURCHASES, TC=TERM CONTRACT, I= INTER GOVERNMENTAL



TEXAS HISTORICALLY UNDERUTILIZED BUSINESS (HUB) SEMI-ANNUAL REPORT RECEIVED FOR FISCAL YEAR 2024

SECTION VII - STATE AGENCY EXPENDITURE DATA

FUND TYPE	TOTAL EXPENDITURE	TOTAL SPENT WITH HUBS AMOUNT / %	BLACK AMOUNT / %	HISPANIC AMOUNT / %	WOMAN AMOUNT / %	ASIAN PACIFIC AMOUNT / %	NATIVE AMERICAN AMOUNT / %	SERVICE-DISABLED VETERAN AMOUNT / %
-----------	-------------------	----------------------------------	------------------	---------------------	------------------	--------------------------	----------------------------	-------------------------------------

105 - LEGISLATIVE REFERENCE LIBRARY - HEAVY CONSTRUCTION UNADJUSTED GOAL IS 11.2%

T	0	0 / 0%	0 / 0%	0 / 0%	0 / 0%	0 / 0%	0 / 0%	0 / 0%
N	0	0 / 0%	0 / 0%	0 / 0%	0 / 0%	0 / 0%	0 / 0%	0 / 0%
S	***	0 / 0%	0 / 0%	0 / 0%	0 / 0%	0 / 0%	0 / 0%	0 / 0%
-TC	0	0 / 0%	0 / 0%	0 / 0%	0 / 0%	0 / 0%	0 / 0%	0 / 0%
-I	0	0 / 0%	0 / 0%	0 / 0%	0 / 0%	0 / 0%	0 / 0%	0 / 0%
	0	0 / 0%	0 / 0%	0 / 0%	0 / 0%	0 / 0%	0 / 0%	0 / 0%

105 - LEGISLATIVE REFERENCE LIBRARY - BUILDING CONSTRUCTION UNADJUSTED GOAL IS 21.1%

T	0	0 / 0%	0 / 0%	0 / 0%	0 / 0%	0 / 0%	0 / 0%	0 / 0%
N	0	0 / 0%	0 / 0%	0 / 0%	0 / 0%	0 / 0%	0 / 0%	0 / 0%
S	***	0 / 0%	0 / 0%	0 / 0%	0 / 0%	0 / 0%	0 / 0%	0 / 0%
-TC	0	0 / 0%	0 / 0%	0 / 0%	0 / 0%	0 / 0%	0 / 0%	0 / 0%
-I	0	0 / 0%	0 / 0%	0 / 0%	0 / 0%	0 / 0%	0 / 0%	0 / 0%
	0	0 / 0%	0 / 0%	0 / 0%	0 / 0%	0 / 0%	0 / 0%	0 / 0%

105 - LEGISLATIVE REFERENCE LIBRARY - SPECIAL TRADE UNADJUSTED GOAL IS 32.9%

T	0	0 / 0%	0 / 0%	0 / 0%	0 / 0%	0 / 0%	0 / 0%	0 / 0%
N	0	0 / 0%	0 / 0%	0 / 0%	0 / 0%	0 / 0%	0 / 0%	0 / 0%
S	***	0 / 0%	0 / 0%	0 / 0%	0 / 0%	0 / 0%	0 / 0%	0 / 0%
-TC	0	0 / 0%	0 / 0%	0 / 0%	0 / 0%	0 / 0%	0 / 0%	0 / 0%
-I	0	0 / 0%	0 / 0%	0 / 0%	0 / 0%	0 / 0%	0 / 0%	0 / 0%
	0	0 / 0%	0 / 0%	0 / 0%	0 / 0%	0 / 0%	0 / 0%	0 / 0%

*** DOLLARS REPORTED BUT NOT SHOWN IN THESE COLUMNS. T=TREASURY, N=NON-TREASURY, S=SUBCONTRACTOR FUNDS & PROCUREMENT CARD HUB PURCHASES, TC=TERM CONTRACT, I= INTER GOVERNMENTAL



TEXAS HISTORICALLY UNDERUTILIZED BUSINESS (HUB) SEMI-ANNUAL REPORT RECEIVED FOR FISCAL YEAR 2024

SECTION VII - STATE AGENCY EXPENDITURE DATA

FUND TYPE	TOTAL EXPENDITURE	TOTAL SPENT WITH HUBS AMOUNT / %	BLACK AMOUNT / %	HISPANIC AMOUNT / %	WOMAN AMOUNT / %	ASIAN PACIFIC AMOUNT / %	NATIVE AMERICAN AMOUNT / %	SERVICE-DISABLED VETERAN AMOUNT / %
-----------	-------------------	----------------------------------	------------------	---------------------	------------------	--------------------------	----------------------------	-------------------------------------

105 - LEGISLATIVE REFERENCE LIBRARY - PROFESSIONAL SERVICES UNADJUSTED GOAL IS 23.7%

T	0	0 / 0%	0 / 0%	0 / 0%	0 / 0%	0 / 0%	0 / 0%	0 / 0%
N	0	0 / 0%	0 / 0%	0 / 0%	0 / 0%	0 / 0%	0 / 0%	0 / 0%
S	***	0 / 0%	0 / 0%	0 / 0%	0 / 0%	0 / 0%	0 / 0%	0 / 0%
-TC	0	0 / 0%	0 / 0%	0 / 0%	0 / 0%	0 / 0%	0 / 0%	0 / 0%
-I	0	0 / 0%	0 / 0%	0 / 0%	0 / 0%	0 / 0%	0 / 0%	0 / 0%
	0	0 / 0%	0 / 0%	0 / 0%	0 / 0%	0 / 0%	0 / 0%	0 / 0%

105 - LEGISLATIVE REFERENCE LIBRARY - OTHER SERVICES UNADJUSTED GOAL IS 26%

T	\$23,208	0 / 0%	0 / 0%	0 / 0%	0 / 0%	0 / 0%	0 / 0%	0 / 0%
N	0	0 / 0%	0 / 0%	0 / 0%	0 / 0%	0 / 0%	0 / 0%	0 / 0%
S	***	0 / 0%	0 / 0%	0 / 0%	0 / 0%	0 / 0%	0 / 0%	0 / 0%
-TC	0	0 / 0%	0 / 0%	0 / 0%	0 / 0%	0 / 0%	0 / 0%	0 / 0%
-I	0	0 / 0%	0 / 0%	0 / 0%	0 / 0%	0 / 0%	0 / 0%	0 / 0%
	\$23,208	0 / 0%	0 / 0%	0 / 0%	0 / 0%	0 / 0%	0 / 0%	0 / 0%

105 - LEGISLATIVE REFERENCE LIBRARY - COMMODITY PURCHASING UNADJUSTED GOAL IS 21.1%

T	\$31,535	0 / 0%	0 / 0%	0 / 0%	0 / 0%	0 / 0%	0 / 0%	0 / 0%
N	0	0 / 0%	0 / 0%	0 / 0%	0 / 0%	0 / 0%	0 / 0%	0 / 0%
S	***	0 / 0%	0 / 0%	0 / 0%	0 / 0%	0 / 0%	0 / 0%	0 / 0%
-TC	0	0 / 0%	0 / 0%	0 / 0%	0 / 0%	0 / 0%	0 / 0%	0 / 0%
-I	0	0 / 0%	0 / 0%	0 / 0%	0 / 0%	0 / 0%	0 / 0%	0 / 0%
	\$31,535	0 / 0%	0 / 0%	0 / 0%	0 / 0%	0 / 0%	0 / 0%	0 / 0%

*** DOLLARS REPORTED BUT NOT SHOWN IN THESE COLUMNS. T=TREASURY, N=NON-TREASURY, S=SUBCONTRACTOR FUNDS & PROCUREMENT CARD HUB PURCHASES, TC=TERM CONTRACT, I= INTER GOVERNMENTAL



TEXAS HISTORICALLY UNDERUTILIZED BUSINESS (HUB) SEMI-ANNUAL REPORT RECEIVED FOR FISCAL YEAR 2024

SECTION VII - STATE AGENCY EXPENDITURE DATA

FUND TYPE	TOTAL EXPENDITURE	TOTAL SPENT WITH HUBS AMOUNT / %	BLACK AMOUNT / %	HISPANIC AMOUNT / %	WOMAN AMOUNT / %	ASIAN PACIFIC AMOUNT / %	NATIVE AMERICAN AMOUNT / %	SERVICE-DISABLED VETERAN AMOUNT / %
105 - LEGISLATIVE REFERENCE LIBRARY - Statewide Grand Total Expenditures								
T	\$54,743	0 / 0%	0 / 0%	0 / 0%	0 / 0%	0 / 0%	0 / 0%	0 / 0%
N	0	0 / 0%	0 / 0%	0 / 0%	0 / 0%	0 / 0%	0 / 0%	0 / 0%
S	***	0 / 0%	0 / 0%	0 / 0%	0 / 0%	0 / 0%	0 / 0%	0 / 0%
-TC	0	0 / 0%	0 / 0%	0 / 0%	0 / 0%	0 / 0%	0 / 0%	0 / 0%
-I	0	0 / 0%	0 / 0%	0 / 0%	0 / 0%	0 / 0%	0 / 0%	0 / 0%
	\$54,743	0 / 0%	0 / 0%	0 / 0%	0 / 0%	0 / 0%	0 / 0%	0 / 0%

*** DOLLARS REPORTED BUT NOT SHOWN IN THESE COLUMNS. T=TREASURY, N=NON-TREASURY, S=SUBCONTRACTOR FUNDS & PROCUREMENT CARD HUB PURCHASES, TC=TERM CONTRACT, I= INTER GOVERNMENTAL



TEXAS HISTORICALLY UNDERUTILIZED BUSINESS (HUB) SEMI-ANNUAL REPORT RECEIVED FOR FISCAL YEAR 2024

SECTION VII - STATE AGENCY EXPENDITURE DATA

FUND TYPE	TOTAL EXPENDITURE	TOTAL SPENT WITH HUBS AMOUNT / %	BLACK AMOUNT / %	HISPANIC AMOUNT / %	WOMAN AMOUNT / %	ASIAN PACIFIC AMOUNT / %	NATIVE AMERICAN AMOUNT / %	SERVICE-DISABLED VETERAN AMOUNT / %
-----------	-------------------	----------------------------------	------------------	---------------------	------------------	--------------------------	----------------------------	-------------------------------------

116 - SUNSET ADVISORY BOARD - HEAVY CONSTRUCTION UNADJUSTED GOAL IS 11.2%

T	0	0 / 0%	0 / 0%	0 / 0%	0 / 0%	0 / 0%	0 / 0%	0 / 0%
N	0	0 / 0%	0 / 0%	0 / 0%	0 / 0%	0 / 0%	0 / 0%	0 / 0%
S	***	0 / 0%	0 / 0%	0 / 0%	0 / 0%	0 / 0%	0 / 0%	0 / 0%
-TC	0	0 / 0%	0 / 0%	0 / 0%	0 / 0%	0 / 0%	0 / 0%	0 / 0%
-I	0	0 / 0%	0 / 0%	0 / 0%	0 / 0%	0 / 0%	0 / 0%	0 / 0%
	0	0 / 0%	0 / 0%	0 / 0%	0 / 0%	0 / 0%	0 / 0%	0 / 0%

116 - SUNSET ADVISORY BOARD - BUILDING CONSTRUCTION UNADJUSTED GOAL IS 21.1%

T	0	0 / 0%	0 / 0%	0 / 0%	0 / 0%	0 / 0%	0 / 0%	0 / 0%
N	0	0 / 0%	0 / 0%	0 / 0%	0 / 0%	0 / 0%	0 / 0%	0 / 0%
S	***	0 / 0%	0 / 0%	0 / 0%	0 / 0%	0 / 0%	0 / 0%	0 / 0%
-TC	0	0 / 0%	0 / 0%	0 / 0%	0 / 0%	0 / 0%	0 / 0%	0 / 0%
-I	0	0 / 0%	0 / 0%	0 / 0%	0 / 0%	0 / 0%	0 / 0%	0 / 0%
	0	0 / 0%	0 / 0%	0 / 0%	0 / 0%	0 / 0%	0 / 0%	0 / 0%

116 - SUNSET ADVISORY BOARD - SPECIAL TRADE UNADJUSTED GOAL IS 32.9%

T	0	0 / 0%	0 / 0%	0 / 0%	0 / 0%	0 / 0%	0 / 0%	0 / 0%
N	0	0 / 0%	0 / 0%	0 / 0%	0 / 0%	0 / 0%	0 / 0%	0 / 0%
S	***	0 / 0%	0 / 0%	0 / 0%	0 / 0%	0 / 0%	0 / 0%	0 / 0%
-TC	0	0 / 0%	0 / 0%	0 / 0%	0 / 0%	0 / 0%	0 / 0%	0 / 0%
-I	0	0 / 0%	0 / 0%	0 / 0%	0 / 0%	0 / 0%	0 / 0%	0 / 0%
	0	0 / 0%	0 / 0%	0 / 0%	0 / 0%	0 / 0%	0 / 0%	0 / 0%

*** DOLLARS REPORTED BUT NOT SHOWN IN THESE COLUMNS. T=TREASURY, N=NON-TREASURY, S=SUBCONTRACTOR FUNDS & PROCUREMENT CARD HUB PURCHASES, TC=TERM CONTRACT, I= INTER GOVERNMENT



TEXAS HISTORICALLY UNDERUTILIZED BUSINESS (HUB) SEMI-ANNUAL REPORT RECEIVED FOR FISCAL YEAR 2024

SECTION VII - STATE AGENCY EXPENDITURE DATA

FUND TYPE	TOTAL EXPENDITURE	TOTAL SPENT WITH HUBS AMOUNT / %	BLACK AMOUNT / %	HISPANIC AMOUNT / %	WOMAN AMOUNT / %	ASIAN PACIFIC AMOUNT / %	NATIVE AMERICAN AMOUNT / %	SERVICE-DISABLED VETERAN AMOUNT / %
-----------	-------------------	----------------------------------	------------------	---------------------	------------------	--------------------------	----------------------------	-------------------------------------

116 - SUNSET ADVISORY BOARD - PROFESSIONAL SERVICES UNADJUSTED GOAL IS 23.7%

T	0	0 / 0%	0 / 0%	0 / 0%	0 / 0%	0 / 0%	0 / 0%	0 / 0%
N	0	0 / 0%	0 / 0%	0 / 0%	0 / 0%	0 / 0%	0 / 0%	0 / 0%
S	***	0 / 0%	0 / 0%	0 / 0%	0 / 0%	0 / 0%	0 / 0%	0 / 0%
-TC	0	0 / 0%	0 / 0%	0 / 0%	0 / 0%	0 / 0%	0 / 0%	0 / 0%
-I	0	0 / 0%	0 / 0%	0 / 0%	0 / 0%	0 / 0%	0 / 0%	0 / 0%
	0	0 / 0%	0 / 0%	0 / 0%	0 / 0%	0 / 0%	0 / 0%	0 / 0%

116 - SUNSET ADVISORY BOARD - OTHER SERVICES UNADJUSTED GOAL IS 26%

T	\$10,540	\$5,871 / 55.70%	0 / 0%	0 / 0%	\$5,871 / 55.70%	0 / 0%	0 / 0%	0 / 0%
N	0	0 / 0%	0 / 0%	0 / 0%	0 / 0%	0 / 0%	0 / 0%	0 / 0%
S	***	0 / 0%	0 / 0%	0 / 0%	0 / 0%	0 / 0%	0 / 0%	0 / 0%
-TC	0	0 / 0%	0 / 0%	0 / 0%	0 / 0%	0 / 0%	0 / 0%	0 / 0%
-I	0	0 / 0%	0 / 0%	0 / 0%	0 / 0%	0 / 0%	0 / 0%	0 / 0%
	\$10,540	\$5,871 / 55.70%	0 / 0%	0 / 0%	\$5,871 / 55.70%	0 / 0%	0 / 0%	0 / 0%

116 - SUNSET ADVISORY BOARD - COMMODITY PURCHASING UNADJUSTED GOAL IS 21.1%

T	\$11,322	\$1,998 / 17.65%	0 / 0%	0 / 0%	\$1,998 / 17.65%	0 / 0%	0 / 0%	0 / 0%
N	0	0 / 0%	0 / 0%	0 / 0%	0 / 0%	0 / 0%	0 / 0%	0 / 0%
S	***	0 / 0%	0 / 0%	0 / 0%	0 / 0%	0 / 0%	0 / 0%	0 / 0%
-TC	0	0 / 0%	0 / 0%	0 / 0%	0 / 0%	0 / 0%	0 / 0%	0 / 0%
-I	0	0 / 0%	0 / 0%	0 / 0%	0 / 0%	0 / 0%	0 / 0%	0 / 0%
	\$11,322	\$1,998 / 17.65%	0 / 0%	0 / 0%	\$1,998 / 17.65%	0 / 0%	0 / 0%	0 / 0%

*** DOLLARS REPORTED BUT NOT SHOWN IN THESE COLUMNS. T=TREASURY, N=NON-TREASURY, S=SUBCONTRACTOR FUNDS & PROCUREMENT CARD HUB PURCHASES, TC=TERM CONTRACT, I= INTER GOVERNMENT



TEXAS HISTORICALLY UNDERUTILIZED BUSINESS (HUB) SEMI-ANNUAL REPORT RECEIVED FOR FISCAL YEAR 2024

SECTION VII - STATE AGENCY EXPENDITURE DATA

FUND TYPE	TOTAL EXPENDITURE	TOTAL SPENT WITH HUBS AMOUNT / %	BLACK AMOUNT / %	HISPANIC AMOUNT / %	WOMAN AMOUNT / %	ASIAN PACIFIC AMOUNT / %	NATIVE AMERICAN AMOUNT / %	SERVICE-DISABLED VETERAN AMOUNT / %
116 - SUNSET ADVISORY BOARD - Statewide Grand Total Expenditures								
T	\$21,861	\$7,869 / 35.99%	0 / 0%	0 / 0%	\$7,869 / 35.99%	0 / 0%	0 / 0%	0 / 0%
N	0	0 / 0%	0 / 0%	0 / 0%	0 / 0%	0 / 0%	0 / 0%	0 / 0%
S	***	0 / 0%	0 / 0%	0 / 0%	0 / 0%	0 / 0%	0 / 0%	0 / 0%
-TC	0	0 / 0%	0 / 0%	0 / 0%	0 / 0%	0 / 0%	0 / 0%	0 / 0%
-I	0	0 / 0%	0 / 0%	0 / 0%	0 / 0%	0 / 0%	0 / 0%	0 / 0%
	\$21,861	\$7,869 / 35.99%	0 / 0%	0 / 0%	\$7,869 / 35.99%	0 / 0%	0 / 0%	0 / 0%

*** DOLLARS REPORTED BUT NOT SHOWN IN THESE COLUMNS. T=TREASURY, N=NON-TREASURY, S=SUBCONTRACTOR FUNDS & PROCUREMENT CARD HUB PURCHASES, TC=TERM CONTRACT, I= INTER GOVERNMENTAL



TEXAS HISTORICALLY UNDERUTILIZED BUSINESS (HUB) SEMI-ANNUAL REPORT RECEIVED FOR FISCAL YEAR 2024

SECTION VII - STATE AGENCY EXPENDITURE DATA

FUND TYPE	TOTAL EXPENDITURE	TOTAL SPENT WITH HUBS AMOUNT / %	BLACK AMOUNT / %	HISPANIC AMOUNT / %	WOMAN AMOUNT / %	ASIAN PACIFIC AMOUNT / %	NATIVE AMERICAN AMOUNT / %	SERVICE-DISABLED VETERAN AMOUNT / %
-----------	-------------------	----------------------------------	------------------	---------------------	------------------	--------------------------	----------------------------	-------------------------------------

201 - SUPREME COURT - HEAVY CONSTRUCTION UNADJUSTED GOAL IS 11.2%

T	0	0 / 0%	0 / 0%	0 / 0%	0 / 0%	0 / 0%	0 / 0%	0 / 0%
N	0	0 / 0%	0 / 0%	0 / 0%	0 / 0%	0 / 0%	0 / 0%	0 / 0%
S	***	0 / 0%	0 / 0%	0 / 0%	0 / 0%	0 / 0%	0 / 0%	0 / 0%
-TC	0	0 / 0%	0 / 0%	0 / 0%	0 / 0%	0 / 0%	0 / 0%	0 / 0%
-I	0	0 / 0%	0 / 0%	0 / 0%	0 / 0%	0 / 0%	0 / 0%	0 / 0%
	0	0 / 0%	0 / 0%	0 / 0%	0 / 0%	0 / 0%	0 / 0%	0 / 0%

201 - SUPREME COURT - BUILDING CONSTRUCTION UNADJUSTED GOAL IS 21.1%

T	0	0 / 0%	0 / 0%	0 / 0%	0 / 0%	0 / 0%	0 / 0%	0 / 0%
N	0	0 / 0%	0 / 0%	0 / 0%	0 / 0%	0 / 0%	0 / 0%	0 / 0%
S	***	0 / 0%	0 / 0%	0 / 0%	0 / 0%	0 / 0%	0 / 0%	0 / 0%
-TC	0	0 / 0%	0 / 0%	0 / 0%	0 / 0%	0 / 0%	0 / 0%	0 / 0%
-I	0	0 / 0%	0 / 0%	0 / 0%	0 / 0%	0 / 0%	0 / 0%	0 / 0%
	0	0 / 0%	0 / 0%	0 / 0%	0 / 0%	0 / 0%	0 / 0%	0 / 0%

201 - SUPREME COURT - SPECIAL TRADE UNADJUSTED GOAL IS 32.9%

T	0	0 / 0%	0 / 0%	0 / 0%	0 / 0%	0 / 0%	0 / 0%	0 / 0%
N	0	0 / 0%	0 / 0%	0 / 0%	0 / 0%	0 / 0%	0 / 0%	0 / 0%
S	***	0 / 0%	0 / 0%	0 / 0%	0 / 0%	0 / 0%	0 / 0%	0 / 0%
-TC	0	0 / 0%	0 / 0%	0 / 0%	0 / 0%	0 / 0%	0 / 0%	0 / 0%
-I	0	0 / 0%	0 / 0%	0 / 0%	0 / 0%	0 / 0%	0 / 0%	0 / 0%
	0	0 / 0%	0 / 0%	0 / 0%	0 / 0%	0 / 0%	0 / 0%	0 / 0%

*** DOLLARS REPORTED BUT NOT SHOWN IN THESE COLUMNS. T=TREASURY, N=NON-TREASURY, S=SUBCONTRACTOR FUNDS & PROCUREMENT CARD HUB PURCHASES, TC=TERM CONTRACT, I= INTER GOVERNMENTAL



TEXAS HISTORICALLY UNDERUTILIZED BUSINESS (HUB) SEMI-ANNUAL REPORT RECEIVED FOR FISCAL YEAR 2024

SECTION VII - STATE AGENCY EXPENDITURE DATA

FUND TYPE	TOTAL EXPENDITURE	TOTAL SPENT WITH HUBS AMOUNT / %	BLACK AMOUNT / %	HISPANIC AMOUNT / %	WOMAN AMOUNT / %	ASIAN PACIFIC AMOUNT / %	NATIVE AMERICAN AMOUNT / %	SERVICE-DISABLED VETERAN AMOUNT / %
-----------	-------------------	----------------------------------	------------------	---------------------	------------------	--------------------------	----------------------------	-------------------------------------

201 - SUPREME COURT - PROFESSIONAL SERVICES UNADJUSTED GOAL IS 23.7%

T	0	0 / 0%	0 / 0%	0 / 0%	0 / 0%	0 / 0%	0 / 0%	0 / 0%
N	0	0 / 0%	0 / 0%	0 / 0%	0 / 0%	0 / 0%	0 / 0%	0 / 0%
S	***	0 / 0%	0 / 0%	0 / 0%	0 / 0%	0 / 0%	0 / 0%	0 / 0%
-TC	0	0 / 0%	0 / 0%	0 / 0%	0 / 0%	0 / 0%	0 / 0%	0 / 0%
-I	0	0 / 0%	0 / 0%	0 / 0%	0 / 0%	0 / 0%	0 / 0%	0 / 0%
	0	0 / 0%	0 / 0%	0 / 0%	0 / 0%	0 / 0%	0 / 0%	0 / 0%

201 - SUPREME COURT - OTHER SERVICES UNADJUSTED GOAL IS 26%

T	\$380,052	\$274,660 / 72.27%	0 / 0%	0 / 0%	\$273,226 / 71.89%	\$1,434 / 0.38%	0 / 0%	0 / 0%
N	\$19,986	0 / 0%	0 / 0%	0 / 0%	0 / 0%	0 / 0%	0 / 0%	0 / 0%
S	***	0 / 0%	0 / 0%	0 / 0%	0 / 0%	0 / 0%	0 / 0%	0 / 0%
-TC	\$511	0 / 0%	0 / 0%	0 / 0%	0 / 0%	0 / 0%	0 / 0%	0 / 0%
-I	0	0 / 0%	0 / 0%	0 / 0%	0 / 0%	0 / 0%	0 / 0%	0 / 0%
	\$399,527	\$274,660 / 72.27%	0 / 0%	0 / 0%	\$273,226 / 71.89%	\$1,434 / 0.38%	0 / 0%	0 / 0%

201 - SUPREME COURT - COMMODITY PURCHASING UNADJUSTED GOAL IS 21.1%

T	\$63,097	\$771 / 1.22%	0 / 0%	0 / 0%	\$771 / 1.22%	0 / 0%	0 / 0%	0 / 0%
N	\$136	0 / 0%	0 / 0%	0 / 0%	0 / 0%	0 / 0%	0 / 0%	0 / 0%
S	***	0 / 0%	0 / 0%	0 / 0%	0 / 0%	0 / 0%	0 / 0%	0 / 0%
-TC	\$3,108	0 / 0%	0 / 0%	0 / 0%	0 / 0%	0 / 0%	0 / 0%	0 / 0%
-I	0	0 / 0%	0 / 0%	0 / 0%	0 / 0%	0 / 0%	0 / 0%	0 / 0%
	\$60,125	\$771 / 1.22%	0 / 0%	0 / 0%	\$771 / 1.22%	0 / 0%	0 / 0%	0 / 0%

*** DOLLARS REPORTED BUT NOT SHOWN IN THESE COLUMNS. T=TREASURY, N=NON-TREASURY, S=SUBCONTRACTOR FUNDS & PROCUREMENT CARD HUB PURCHASES, TC=TERM CONTRACT, I= INTER GOVERNMENTAL



TEXAS HISTORICALLY UNDERUTILIZED BUSINESS (HUB) SEMI-ANNUAL REPORT RECEIVED FOR FISCAL YEAR 2024

SECTION VII - STATE AGENCY EXPENDITURE DATA

FUND TYPE	TOTAL EXPENDITURE	TOTAL SPENT WITH HUBS AMOUNT / %	BLACK AMOUNT / %	HISPANIC AMOUNT / %	WOMAN AMOUNT / %	ASIAN PACIFIC AMOUNT / %	NATIVE AMERICAN AMOUNT / %	SERVICE-DISABLED VETERAN AMOUNT / %
201 - SUPREME COURT - Statewide Grand Total Expenditures								
T	\$443,149	\$275,431 / 62.15%	0 / 0%	0 / 0%	\$273,997 / 61.83%	\$1,434 / 0.32%	0 / 0%	0 / 0%
N	\$20,122	0 / 0%	0 / 0%	0 / 0%	0 / 0%	0 / 0%	0 / 0%	0 / 0%
S	***	0 / 0%	0 / 0%	0 / 0%	0 / 0%	0 / 0%	0 / 0%	0 / 0%
-TC	\$3,618	0 / 0%	0 / 0%	0 / 0%	0 / 0%	0 / 0%	0 / 0%	0 / 0%
-I	0	0 / 0%	0 / 0%	0 / 0%	0 / 0%	0 / 0%	0 / 0%	0 / 0%
	\$459,653	\$275,431 / 62.15%	0 / 0%	0 / 0%	\$273,997 / 61.83%	\$1,434 / 0.32%	0 / 0%	0 / 0%

*** DOLLARS REPORTED BUT NOT SHOWN IN THESE COLUMNS. T=TREASURY, N=NON-TREASURY, S=SUBCONTRACTOR FUNDS & PROCUREMENT CARD HUB PURCHASES, TC=TERM CONTRACT, I= INTER GOVERNMENTAL



TEXAS HISTORICALLY UNDERUTILIZED BUSINESS (HUB) SEMI-ANNUAL REPORT RECEIVED FOR FISCAL YEAR 2024

SECTION VII - STATE AGENCY EXPENDITURE DATA

FUND TYPE	TOTAL EXPENDITURE	TOTAL SPENT WITH HUBS AMOUNT / %	BLACK AMOUNT / %	HISPANIC AMOUNT / %	WOMAN AMOUNT / %	ASIAN PACIFIC AMOUNT / %	NATIVE AMERICAN AMOUNT / %	SERVICE-DISABLED VETERAN AMOUNT / %
-----------	-------------------	----------------------------------	------------------	---------------------	------------------	--------------------------	----------------------------	-------------------------------------

211 - COURT OF CRIMINAL APPEALS - HEAVY CONSTRUCTION UNADJUSTED GOAL IS 11.2%

T	0	0 / 0%	0 / 0%	0 / 0%	0 / 0%	0 / 0%	0 / 0%	0 / 0%
N	0	0 / 0%	0 / 0%	0 / 0%	0 / 0%	0 / 0%	0 / 0%	0 / 0%
S	***	0 / 0%	0 / 0%	0 / 0%	0 / 0%	0 / 0%	0 / 0%	0 / 0%
-TC	0	0 / 0%	0 / 0%	0 / 0%	0 / 0%	0 / 0%	0 / 0%	0 / 0%
-I	0	0 / 0%	0 / 0%	0 / 0%	0 / 0%	0 / 0%	0 / 0%	0 / 0%
	0	0 / 0%	0 / 0%	0 / 0%	0 / 0%	0 / 0%	0 / 0%	0 / 0%

211 - COURT OF CRIMINAL APPEALS - BUILDING CONSTRUCTION UNADJUSTED GOAL IS 21.1%

T	0	0 / 0%	0 / 0%	0 / 0%	0 / 0%	0 / 0%	0 / 0%	0 / 0%
N	0	0 / 0%	0 / 0%	0 / 0%	0 / 0%	0 / 0%	0 / 0%	0 / 0%
S	***	0 / 0%	0 / 0%	0 / 0%	0 / 0%	0 / 0%	0 / 0%	0 / 0%
-TC	0	0 / 0%	0 / 0%	0 / 0%	0 / 0%	0 / 0%	0 / 0%	0 / 0%
-I	0	0 / 0%	0 / 0%	0 / 0%	0 / 0%	0 / 0%	0 / 0%	0 / 0%
	0	0 / 0%	0 / 0%	0 / 0%	0 / 0%	0 / 0%	0 / 0%	0 / 0%

211 - COURT OF CRIMINAL APPEALS - SPECIAL TRADE UNADJUSTED GOAL IS 32.9%

T	0	0 / 0%	0 / 0%	0 / 0%	0 / 0%	0 / 0%	0 / 0%	0 / 0%
N	0	0 / 0%	0 / 0%	0 / 0%	0 / 0%	0 / 0%	0 / 0%	0 / 0%
S	***	0 / 0%	0 / 0%	0 / 0%	0 / 0%	0 / 0%	0 / 0%	0 / 0%
-TC	0	0 / 0%	0 / 0%	0 / 0%	0 / 0%	0 / 0%	0 / 0%	0 / 0%
-I	0	0 / 0%	0 / 0%	0 / 0%	0 / 0%	0 / 0%	0 / 0%	0 / 0%
	0	0 / 0%	0 / 0%	0 / 0%	0 / 0%	0 / 0%	0 / 0%	0 / 0%

*** DOLLARS REPORTED BUT NOT SHOWN IN THESE COLUMNS. T=TREASURY, N=NON-TREASURY, S=SUBCONTRACTOR FUNDS & PROCUREMENT CARD HUB PURCHASES, TC=TERM CONTRACT, I= INTER GOVERNMENTAL



TEXAS HISTORICALLY UNDERUTILIZED BUSINESS (HUB) SEMI-ANNUAL REPORT RECEIVED FOR FISCAL YEAR 2024

SECTION VII - STATE AGENCY EXPENDITURE DATA

FUND TYPE	TOTAL EXPENDITURE	TOTAL SPENT WITH HUBS AMOUNT / %	BLACK AMOUNT / %	HISPANIC AMOUNT / %	WOMAN AMOUNT / %	ASIAN PACIFIC AMOUNT / %	NATIVE AMERICAN AMOUNT / %	SERVICE-DISABLED VETERAN AMOUNT / %
-----------	-------------------	----------------------------------	------------------	---------------------	------------------	--------------------------	----------------------------	-------------------------------------

211 - COURT OF CRIMINAL APPEALS - PROFESSIONAL SERVICES UNADJUSTED GOAL IS 23.7%

T	0	0 / 0%	0 / 0%	0 / 0%	0 / 0%	0 / 0%	0 / 0%	0 / 0%
N	0	0 / 0%	0 / 0%	0 / 0%	0 / 0%	0 / 0%	0 / 0%	0 / 0%
S	***	0 / 0%	0 / 0%	0 / 0%	0 / 0%	0 / 0%	0 / 0%	0 / 0%
-TC	0	0 / 0%	0 / 0%	0 / 0%	0 / 0%	0 / 0%	0 / 0%	0 / 0%
-I	0	0 / 0%	0 / 0%	0 / 0%	0 / 0%	0 / 0%	0 / 0%	0 / 0%
	0	0 / 0%	0 / 0%	0 / 0%	0 / 0%	0 / 0%	0 / 0%	0 / 0%

211 - COURT OF CRIMINAL APPEALS - OTHER SERVICES UNADJUSTED GOAL IS 26%

T	\$34,065	0 / 0%	0 / 0%	0 / 0%	0 / 0%	0 / 0%	0 / 0%	0 / 0%
N	0	0 / 0%	0 / 0%	0 / 0%	0 / 0%	0 / 0%	0 / 0%	0 / 0%
S	***	0 / 0%	0 / 0%	0 / 0%	0 / 0%	0 / 0%	0 / 0%	0 / 0%
-TC	\$17	0 / 0%	0 / 0%	0 / 0%	0 / 0%	0 / 0%	0 / 0%	0 / 0%
-I	0	0 / 0%	0 / 0%	0 / 0%	0 / 0%	0 / 0%	0 / 0%	0 / 0%
	\$34,048	0 / 0%	0 / 0%	0 / 0%	0 / 0%	0 / 0%	0 / 0%	0 / 0%

211 - COURT OF CRIMINAL APPEALS - COMMODITY PURCHASING UNADJUSTED GOAL IS 21.1%

T	\$10,859	\$2,268 / 20.89%	0 / 0%	0 / 0%	\$2,268 / 20.89%	0 / 0%	0 / 0%	0 / 0%
N	0	0 / 0%	0 / 0%	0 / 0%	0 / 0%	0 / 0%	0 / 0%	0 / 0%
S	***	0 / 0%	0 / 0%	0 / 0%	0 / 0%	0 / 0%	0 / 0%	0 / 0%
-TC	\$199	0 / 0%	0 / 0%	0 / 0%	0 / 0%	0 / 0%	0 / 0%	0 / 0%
-I	0	0 / 0%	0 / 0%	0 / 0%	0 / 0%	0 / 0%	0 / 0%	0 / 0%
	\$10,660	\$2,268 / 20.89%	0 / 0%	0 / 0%	\$2,268 / 20.89%	0 / 0%	0 / 0%	0 / 0%

*** DOLLARS REPORTED BUT NOT SHOWN IN THESE COLUMNS. T=TREASURY, N=NON-TREASURY, S=SUBCONTRACTOR FUNDS & PROCUREMENT CARD HUB PURCHASES, TC=TERM CONTRACT, I= INTER GOVERNMENTAL



TEXAS HISTORICALLY UNDERUTILIZED BUSINESS (HUB) SEMI-ANNUAL REPORT RECEIVED FOR FISCAL YEAR 2024

SECTION VII - STATE AGENCY EXPENDITURE DATA

FUND TYPE	TOTAL EXPENDITURE	TOTAL SPENT WITH HUBS AMOUNT / %	BLACK AMOUNT / %	HISPANIC AMOUNT / %	WOMAN AMOUNT / %	ASIAN PACIFIC AMOUNT / %	NATIVE AMERICAN AMOUNT / %	SERVICE-DISABLED VETERAN AMOUNT / %
211 - COURT OF CRIMINAL APPEALS - Statewide Grand Total Expenditures								
T	\$44,923	\$2,268 / 5.05%	0 / 0%	0 / 0%	\$2,268 / 5.05%	0 / 0%	0 / 0%	0 / 0%
N	0	0 / 0%	0 / 0%	0 / 0%	0 / 0%	0 / 0%	0 / 0%	0 / 0%
S	***	0 / 0%	0 / 0%	0 / 0%	0 / 0%	0 / 0%	0 / 0%	0 / 0%
-TC	\$216	0 / 0%	0 / 0%	0 / 0%	0 / 0%	0 / 0%	0 / 0%	0 / 0%
-I	0	0 / 0%	0 / 0%	0 / 0%	0 / 0%	0 / 0%	0 / 0%	0 / 0%
	\$44,708	\$2,268 / 5.05%	0 / 0%	0 / 0%	\$2,268 / 5.05%	0 / 0%	0 / 0%	0 / 0%

*** DOLLARS REPORTED BUT NOT SHOWN IN THESE COLUMNS. T=TREASURY, N=NON-TREASURY, S=SUBCONTRACTOR FUNDS & PROCUREMENT CARD HUB PURCHASES, TC=TERM CONTRACT, I= INTER GOVERNMENTAL



TEXAS HISTORICALLY UNDERUTILIZED BUSINESS (HUB) SEMI-ANNUAL REPORT RECEIVED FOR FISCAL YEAR 2024

SECTION VII - STATE AGENCY EXPENDITURE DATA

FUND TYPE	TOTAL EXPENDITURE	TOTAL SPENT WITH HUBS AMOUNT / %	BLACK AMOUNT / %	HISPANIC AMOUNT / %	WOMAN AMOUNT / %	ASIAN PACIFIC AMOUNT / %	NATIVE AMERICAN AMOUNT / %	SERVICE-DISABLED VETERAN AMOUNT / %
-----------	-------------------	----------------------------------	------------------	---------------------	------------------	--------------------------	----------------------------	-------------------------------------

212 - OFFICE OF COURT ADMINISTRATION - HEAVY CONSTRUCTION UNADJUSTED GOAL IS 11.2%

T	0	0 / 0%	0 / 0%	0 / 0%	0 / 0%	0 / 0%	0 / 0%	0 / 0%
N	0	0 / 0%	0 / 0%	0 / 0%	0 / 0%	0 / 0%	0 / 0%	0 / 0%
S	***	0 / 0%	0 / 0%	0 / 0%	0 / 0%	0 / 0%	0 / 0%	0 / 0%
-TC	0	0 / 0%	0 / 0%	0 / 0%	0 / 0%	0 / 0%	0 / 0%	0 / 0%
-I	0	0 / 0%	0 / 0%	0 / 0%	0 / 0%	0 / 0%	0 / 0%	0 / 0%
	0	0 / 0%	0 / 0%	0 / 0%	0 / 0%	0 / 0%	0 / 0%	0 / 0%

212 - OFFICE OF COURT ADMINISTRATION - BUILDING CONSTRUCTION UNADJUSTED GOAL IS 21.1%

T	0	0 / 0%	0 / 0%	0 / 0%	0 / 0%	0 / 0%	0 / 0%	0 / 0%
N	0	0 / 0%	0 / 0%	0 / 0%	0 / 0%	0 / 0%	0 / 0%	0 / 0%
S	***	0 / 0%	0 / 0%	0 / 0%	0 / 0%	0 / 0%	0 / 0%	0 / 0%
-TC	0	0 / 0%	0 / 0%	0 / 0%	0 / 0%	0 / 0%	0 / 0%	0 / 0%
-I	0	0 / 0%	0 / 0%	0 / 0%	0 / 0%	0 / 0%	0 / 0%	0 / 0%
	0	0 / 0%	0 / 0%	0 / 0%	0 / 0%	0 / 0%	0 / 0%	0 / 0%

212 - OFFICE OF COURT ADMINISTRATION - SPECIAL TRADE UNADJUSTED GOAL IS 32.9%

T	0	0 / 0%	0 / 0%	0 / 0%	0 / 0%	0 / 0%	0 / 0%	0 / 0%
N	0	0 / 0%	0 / 0%	0 / 0%	0 / 0%	0 / 0%	0 / 0%	0 / 0%
S	***	0 / 0%	0 / 0%	0 / 0%	0 / 0%	0 / 0%	0 / 0%	0 / 0%
-TC	0	0 / 0%	0 / 0%	0 / 0%	0 / 0%	0 / 0%	0 / 0%	0 / 0%
-I	0	0 / 0%	0 / 0%	0 / 0%	0 / 0%	0 / 0%	0 / 0%	0 / 0%
	0	0 / 0%	0 / 0%	0 / 0%	0 / 0%	0 / 0%	0 / 0%	0 / 0%

*** DOLLARS REPORTED BUT NOT SHOWN IN THESE COLUMNS. T=TREASURY, N=NON-TREASURY, S=SUBCONTRACTOR FUNDS & PROCUREMENT CARD HUB PURCHASES, TC=TERM CONTRACT, I= INTER GOVERNMENTAL



TEXAS HISTORICALLY UNDERUTILIZED BUSINESS (HUB) SEMI-ANNUAL REPORT RECEIVED FOR FISCAL YEAR 2024

SECTION VII - STATE AGENCY EXPENDITURE DATA

FUND TYPE	TOTAL EXPENDITURE	TOTAL SPENT WITH HUBS AMOUNT / %	BLACK AMOUNT / %	HISPANIC AMOUNT / %	WOMAN AMOUNT / %	ASIAN PACIFIC AMOUNT / %	NATIVE AMERICAN AMOUNT / %	SERVICE-DISABLED VETERAN AMOUNT / %
-----------	-------------------	----------------------------------	------------------	---------------------	------------------	--------------------------	----------------------------	-------------------------------------

212 - OFFICE OF COURT ADMINISTRATION - PROFESSIONAL SERVICES UNADJUSTED GOAL IS 23.7%

T	0	0 / 0%	0 / 0%	0 / 0%	0 / 0%	0 / 0%	0 / 0%	0 / 0%
N	0	0 / 0%	0 / 0%	0 / 0%	0 / 0%	0 / 0%	0 / 0%	0 / 0%
S	***	0 / 0%	0 / 0%	0 / 0%	0 / 0%	0 / 0%	0 / 0%	0 / 0%
-TC	0	0 / 0%	0 / 0%	0 / 0%	0 / 0%	0 / 0%	0 / 0%	0 / 0%
-I	0	0 / 0%	0 / 0%	0 / 0%	0 / 0%	0 / 0%	0 / 0%	0 / 0%
	0	0 / 0%	0 / 0%	0 / 0%	0 / 0%	0 / 0%	0 / 0%	0 / 0%

212 - OFFICE OF COURT ADMINISTRATION - OTHER SERVICES UNADJUSTED GOAL IS 26%

T	\$14,810,526	\$582,304 / 3.93%	0 / 0%	\$393,115 / 2.65%	\$11,678 / 0.08%	\$165,076 / 1.11%	\$12,436 / 0.08%	0 / 0%
N	0	0 / 0%	0 / 0%	0 / 0%	0 / 0%	0 / 0%	0 / 0%	0 / 0%
S	***	0 / 0%	0 / 0%	0 / 0%	0 / 0%	0 / 0%	0 / 0%	0 / 0%
-TC	\$5,569	0 / 0%	0 / 0%	0 / 0%	0 / 0%	0 / 0%	0 / 0%	0 / 0%
-I	\$479,034	0 / 0%	0 / 0%	0 / 0%	0 / 0%	0 / 0%	0 / 0%	0 / 0%
	\$14,325,924	\$582,304 / 3.93%	0 / 0%	\$393,115 / 2.65%	\$11,678 / 0.08%	\$165,076 / 1.11%	\$12,436 / 0.08%	0 / 0%

212 - OFFICE OF COURT ADMINISTRATION - COMMODITY PURCHASING UNADJUSTED GOAL IS 21.1%

T	\$769,787	\$80,724 / 10.49%	0 / 0%	0 / 0%	\$13,042 / 1.69%	\$67,682 / 8.79%	0 / 0%	0 / 0%
N	0	0 / 0%	0 / 0%	0 / 0%	0 / 0%	0 / 0%	0 / 0%	0 / 0%
S	***	0 / 0%	0 / 0%	0 / 0%	0 / 0%	0 / 0%	0 / 0%	0 / 0%
-TC	\$4,044	0 / 0%	0 / 0%	0 / 0%	0 / 0%	0 / 0%	0 / 0%	0 / 0%
-I	0	0 / 0%	0 / 0%	0 / 0%	0 / 0%	0 / 0%	0 / 0%	0 / 0%
	\$765,743	\$80,724 / 10.49%	0 / 0%	0 / 0%	\$13,042 / 1.69%	\$67,682 / 8.79%	0 / 0%	0 / 0%

*** DOLLARS REPORTED BUT NOT SHOWN IN THESE COLUMNS. T=TREASURY, N=NON-TREASURY, S=SUBCONTRACTOR FUNDS & PROCUREMENT CARD HUB PURCHASES, TC=TERM CONTRACT, I= INTER GOVERNMENTAL



TEXAS HISTORICALLY UNDERUTILIZED BUSINESS (HUB) SEMI-ANNUAL REPORT RECEIVED FOR FISCAL YEAR 2024

SECTION VII - STATE AGENCY EXPENDITURE DATA

FUND TYPE	TOTAL EXPENDITURE	TOTAL SPENT WITH HUBS AMOUNT / %	BLACK AMOUNT / %	HISPANIC AMOUNT / %	WOMAN AMOUNT / %	ASIAN PACIFIC AMOUNT / %	NATIVE AMERICAN AMOUNT / %	SERVICE-DISABLED VETERAN AMOUNT / %
212 - OFFICE OF COURT ADMINISTRATION - Statewide Grand Total Expenditures								
T	\$15,580,313	\$663,028 / 4.26%	0 / 0%	\$393,115 / 2.52%	\$24,720 / 0.16%	\$232,758 / 1.49%	\$12,436 / 0.08%	0 / 0%
N	0	0 / 0%	0 / 0%	0 / 0%	0 / 0%	0 / 0%	0 / 0%	0 / 0%
S	***	0 / 0%	0 / 0%	0 / 0%	0 / 0%	0 / 0%	0 / 0%	0 / 0%
-TC	\$9,613	0 / 0%	0 / 0%	0 / 0%	0 / 0%	0 / 0%	0 / 0%	0 / 0%
-I	\$479,034	0 / 0%	0 / 0%	0 / 0%	0 / 0%	0 / 0%	0 / 0%	0 / 0%
	\$15,091,667	\$663,028 / 4.26%	0 / 0%	\$393,115 / 2.52%	\$24,720 / 0.16%	\$232,758 / 1.49%	\$12,436 / 0.08%	0 / 0%

*** DOLLARS REPORTED BUT NOT SHOWN IN THESE COLUMNS. T=TREASURY, N=NON-TREASURY, S=SUBCONTRACTOR FUNDS & PROCUREMENT CARD HUB PURCHASES, TC=TERM CONTRACT, I= INTER GOVERNMENTAL



TEXAS HISTORICALLY UNDERUTILIZED BUSINESS (HUB) SEMI-ANNUAL REPORT RECEIVED FOR FISCAL YEAR 2024

SECTION VII - STATE AGENCY EXPENDITURE DATA

FUND TYPE	TOTAL EXPENDITURE	TOTAL SPENT WITH HUBS AMOUNT / %	BLACK AMOUNT / %	HISPANIC AMOUNT / %	WOMAN AMOUNT / %	ASIAN PACIFIC AMOUNT / %	NATIVE AMERICAN AMOUNT / %	SERVICE-DISABLED VETERAN AMOUNT / %
-----------	-------------------	----------------------------------	------------------	---------------------	------------------	--------------------------	----------------------------	-------------------------------------

213 - OFFICE OF STATE PROSECUTING ATTORNEY - HEAVY CONSTRUCTION UNADJUSTED GOAL IS 11.2%

T	0	0 / 0%	0 / 0%	0 / 0%	0 / 0%	0 / 0%	0 / 0%	0 / 0%
N	0	0 / 0%	0 / 0%	0 / 0%	0 / 0%	0 / 0%	0 / 0%	0 / 0%
S	***	0 / 0%	0 / 0%	0 / 0%	0 / 0%	0 / 0%	0 / 0%	0 / 0%
-TC	0	0 / 0%	0 / 0%	0 / 0%	0 / 0%	0 / 0%	0 / 0%	0 / 0%
-I	0	0 / 0%	0 / 0%	0 / 0%	0 / 0%	0 / 0%	0 / 0%	0 / 0%
	0	0 / 0%	0 / 0%	0 / 0%	0 / 0%	0 / 0%	0 / 0%	0 / 0%

213 - OFFICE OF STATE PROSECUTING ATTORNEY - BUILDING CONSTRUCTION UNADJUSTED GOAL IS 21.1%

T	0	0 / 0%	0 / 0%	0 / 0%	0 / 0%	0 / 0%	0 / 0%	0 / 0%
N	0	0 / 0%	0 / 0%	0 / 0%	0 / 0%	0 / 0%	0 / 0%	0 / 0%
S	***	0 / 0%	0 / 0%	0 / 0%	0 / 0%	0 / 0%	0 / 0%	0 / 0%
-TC	0	0 / 0%	0 / 0%	0 / 0%	0 / 0%	0 / 0%	0 / 0%	0 / 0%
-I	0	0 / 0%	0 / 0%	0 / 0%	0 / 0%	0 / 0%	0 / 0%	0 / 0%
	0	0 / 0%	0 / 0%	0 / 0%	0 / 0%	0 / 0%	0 / 0%	0 / 0%

213 - OFFICE OF STATE PROSECUTING ATTORNEY - SPECIAL TRADE UNADJUSTED GOAL IS 32.9%

T	0	0 / 0%	0 / 0%	0 / 0%	0 / 0%	0 / 0%	0 / 0%	0 / 0%
N	0	0 / 0%	0 / 0%	0 / 0%	0 / 0%	0 / 0%	0 / 0%	0 / 0%
S	***	0 / 0%	0 / 0%	0 / 0%	0 / 0%	0 / 0%	0 / 0%	0 / 0%
-TC	0	0 / 0%	0 / 0%	0 / 0%	0 / 0%	0 / 0%	0 / 0%	0 / 0%
-I	0	0 / 0%	0 / 0%	0 / 0%	0 / 0%	0 / 0%	0 / 0%	0 / 0%
	0	0 / 0%	0 / 0%	0 / 0%	0 / 0%	0 / 0%	0 / 0%	0 / 0%

*** DOLLARS REPORTED BUT NOT SHOWN IN THESE COLUMNS. T=TREASURY, N=NON-TREASURY, S=SUBCONTRACTOR FUNDS & PROCUREMENT CARD HUB PURCHASES, TC=TERM CONTRACT, I= INTER GOVERNMENT



TEXAS HISTORICALLY UNDERUTILIZED BUSINESS (HUB) SEMI-ANNUAL REPORT RECEIVED FOR FISCAL YEAR 2024

SECTION VII - STATE AGENCY EXPENDITURE DATA

FUND TYPE	TOTAL EXPENDITURE	TOTAL SPENT WITH HUBS AMOUNT / %	BLACK AMOUNT / %	HISPANIC AMOUNT / %	WOMAN AMOUNT / %	ASIAN PACIFIC AMOUNT / %	NATIVE AMERICAN AMOUNT / %	SERVICE-DISABLED VETERAN AMOUNT / %
213 - OFFICE OF STATE PROSECUTING ATTORNEY - PROFESSIONAL SERVICES UNADJUSTED GOAL IS 23.7%								
T	0	0 / 0%	0 / 0%	0 / 0%	0 / 0%	0 / 0%	0 / 0%	0 / 0%
N	0	0 / 0%	0 / 0%	0 / 0%	0 / 0%	0 / 0%	0 / 0%	0 / 0%
S	***	0 / 0%	0 / 0%	0 / 0%	0 / 0%	0 / 0%	0 / 0%	0 / 0%
-TC	0	0 / 0%	0 / 0%	0 / 0%	0 / 0%	0 / 0%	0 / 0%	0 / 0%
-I	0	0 / 0%	0 / 0%	0 / 0%	0 / 0%	0 / 0%	0 / 0%	0 / 0%
	0	0 / 0%	0 / 0%	0 / 0%	0 / 0%	0 / 0%	0 / 0%	0 / 0%

213 - OFFICE OF STATE PROSECUTING ATTORNEY - OTHER SERVICES UNADJUSTED GOAL IS 26%								
T	\$650	0 / 0%	0 / 0%	0 / 0%	0 / 0%	0 / 0%	0 / 0%	0 / 0%
N	0	0 / 0%	0 / 0%	0 / 0%	0 / 0%	0 / 0%	0 / 0%	0 / 0%
S	***	0 / 0%	0 / 0%	0 / 0%	0 / 0%	0 / 0%	0 / 0%	0 / 0%
-TC	0	0 / 0%	0 / 0%	0 / 0%	0 / 0%	0 / 0%	0 / 0%	0 / 0%
-I	0	0 / 0%	0 / 0%	0 / 0%	0 / 0%	0 / 0%	0 / 0%	0 / 0%
	\$650	0 / 0%	0 / 0%	0 / 0%	0 / 0%	0 / 0%	0 / 0%	0 / 0%

213 - OFFICE OF STATE PROSECUTING ATTORNEY - COMMODITY PURCHASING UNADJUSTED GOAL IS 21.1%								
T	0	0 / 0%	0 / 0%	0 / 0%	0 / 0%	0 / 0%	0 / 0%	0 / 0%
N	0	0 / 0%	0 / 0%	0 / 0%	0 / 0%	0 / 0%	0 / 0%	0 / 0%
S	***	0 / 0%	0 / 0%	0 / 0%	0 / 0%	0 / 0%	0 / 0%	0 / 0%
-TC	0	0 / 0%	0 / 0%	0 / 0%	0 / 0%	0 / 0%	0 / 0%	0 / 0%
-I	0	0 / 0%	0 / 0%	0 / 0%	0 / 0%	0 / 0%	0 / 0%	0 / 0%
	0	0 / 0%	0 / 0%	0 / 0%	0 / 0%	0 / 0%	0 / 0%	0 / 0%

*** DOLLARS REPORTED BUT NOT SHOWN IN THESE COLUMNS. T=TREASURY, N=NON-TREASURY, S=SUBCONTRACTOR FUNDS & PROCUREMENT CARD HUB PURCHASES, TC=TERM CONTRACT, I= INTER GOVERNMENTAL



TEXAS HISTORICALLY UNDERUTILIZED BUSINESS (HUB) SEMI-ANNUAL REPORT RECEIVED FOR FISCAL YEAR 2024

SECTION VII - STATE AGENCY EXPENDITURE DATA

FUND TYPE	TOTAL EXPENDITURE	TOTAL SPENT WITH HUBS AMOUNT / %	BLACK AMOUNT / %	HISPANIC AMOUNT / %	WOMAN AMOUNT / %	ASIAN PACIFIC AMOUNT / %	NATIVE AMERICAN AMOUNT / %	SERVICE-DISABLED VETERAN AMOUNT / %
213 - OFFICE OF STATE PROSECUTING ATTORNEY - Statewide Grand Total Expenditures								
T	\$650	0 / 0%	0 / 0%	0 / 0%	0 / 0%	0 / 0%	0 / 0%	0 / 0%
N	0	0 / 0%	0 / 0%	0 / 0%	0 / 0%	0 / 0%	0 / 0%	0 / 0%
S	***	0 / 0%	0 / 0%	0 / 0%	0 / 0%	0 / 0%	0 / 0%	0 / 0%
-TC	0	0 / 0%	0 / 0%	0 / 0%	0 / 0%	0 / 0%	0 / 0%	0 / 0%
-I	0	0 / 0%	0 / 0%	0 / 0%	0 / 0%	0 / 0%	0 / 0%	0 / 0%
	\$650	0 / 0%	0 / 0%	0 / 0%	0 / 0%	0 / 0%	0 / 0%	0 / 0%

*** DOLLARS REPORTED BUT NOT SHOWN IN THESE COLUMNS. T=TREASURY, N=NON-TREASURY, S=SUBCONTRACTOR FUNDS & PROCUREMENT CARD HUB PURCHASES, TC=TERM CONTRACT, I= INTER GOVERNMENTAL



TEXAS HISTORICALLY UNDERUTILIZED BUSINESS (HUB) SEMI-ANNUAL REPORT RECEIVED FOR FISCAL YEAR 2024

SECTION VII - STATE AGENCY EXPENDITURE DATA

FUND TYPE	TOTAL EXPENDITURE	TOTAL SPENT WITH HUBS AMOUNT / %	BLACK AMOUNT / %	HISPANIC AMOUNT / %	WOMAN AMOUNT / %	ASIAN PACIFIC AMOUNT / %	NATIVE AMERICAN AMOUNT / %	SERVICE-DISABLED VETERAN AMOUNT / %
-----------	-------------------	----------------------------------	------------------	---------------------	------------------	--------------------------	----------------------------	-------------------------------------

215 - OFFICE OF CAPITAL AND FORENSIC WRITS - HEAVY CONSTRUCTION UNADJUSTED GOAL IS 11.2%

T	0	0 / 0%	0 / 0%	0 / 0%	0 / 0%	0 / 0%	0 / 0%	0 / 0%
N	0	0 / 0%	0 / 0%	0 / 0%	0 / 0%	0 / 0%	0 / 0%	0 / 0%
S	***	0 / 0%	0 / 0%	0 / 0%	0 / 0%	0 / 0%	0 / 0%	0 / 0%
-TC	0	0 / 0%	0 / 0%	0 / 0%	0 / 0%	0 / 0%	0 / 0%	0 / 0%
-I	0	0 / 0%	0 / 0%	0 / 0%	0 / 0%	0 / 0%	0 / 0%	0 / 0%
	0	0 / 0%	0 / 0%	0 / 0%	0 / 0%	0 / 0%	0 / 0%	0 / 0%

215 - OFFICE OF CAPITAL AND FORENSIC WRITS - BUILDING CONSTRUCTION UNADJUSTED GOAL IS 21.1%

T	0	0 / 0%	0 / 0%	0 / 0%	0 / 0%	0 / 0%	0 / 0%	0 / 0%
N	0	0 / 0%	0 / 0%	0 / 0%	0 / 0%	0 / 0%	0 / 0%	0 / 0%
S	***	0 / 0%	0 / 0%	0 / 0%	0 / 0%	0 / 0%	0 / 0%	0 / 0%
-TC	0	0 / 0%	0 / 0%	0 / 0%	0 / 0%	0 / 0%	0 / 0%	0 / 0%
-I	0	0 / 0%	0 / 0%	0 / 0%	0 / 0%	0 / 0%	0 / 0%	0 / 0%
	0	0 / 0%	0 / 0%	0 / 0%	0 / 0%	0 / 0%	0 / 0%	0 / 0%

215 - OFFICE OF CAPITAL AND FORENSIC WRITS - SPECIAL TRADE UNADJUSTED GOAL IS 32.9%

T	0	0 / 0%	0 / 0%	0 / 0%	0 / 0%	0 / 0%	0 / 0%	0 / 0%
N	0	0 / 0%	0 / 0%	0 / 0%	0 / 0%	0 / 0%	0 / 0%	0 / 0%
S	***	0 / 0%	0 / 0%	0 / 0%	0 / 0%	0 / 0%	0 / 0%	0 / 0%
-TC	0	0 / 0%	0 / 0%	0 / 0%	0 / 0%	0 / 0%	0 / 0%	0 / 0%
-I	0	0 / 0%	0 / 0%	0 / 0%	0 / 0%	0 / 0%	0 / 0%	0 / 0%
	0	0 / 0%	0 / 0%	0 / 0%	0 / 0%	0 / 0%	0 / 0%	0 / 0%

*** DOLLARS REPORTED BUT NOT SHOWN IN THESE COLUMNS. T=TREASURY, N=NON-TREASURY, S=SUBCONTRACTOR FUNDS & PROCUREMENT CARD HUB PURCHASES, TC=TERM CONTRACT, I= INTER GOVERNMENTAL



TEXAS HISTORICALLY UNDERUTILIZED BUSINESS (HUB) SEMI-ANNUAL REPORT RECEIVED FOR FISCAL YEAR 2024

SECTION VII - STATE AGENCY EXPENDITURE DATA

FUND TYPE	TOTAL EXPENDITURE	TOTAL SPENT WITH HUBS AMOUNT / %	BLACK AMOUNT / %	HISPANIC AMOUNT / %	WOMAN AMOUNT / %	ASIAN PACIFIC AMOUNT / %	NATIVE AMERICAN AMOUNT / %	SERVICE-DISABLED VETERAN AMOUNT / %
-----------	-------------------	----------------------------------	------------------	---------------------	------------------	--------------------------	----------------------------	-------------------------------------

215 - OFFICE OF CAPITAL AND FORENSIC WRITS - PROFESSIONAL SERVICES UNADJUSTED GOAL IS 23.7%

T	0	0 / 0%	0 / 0%	0 / 0%	0 / 0%	0 / 0%	0 / 0%	0 / 0%
N	0	0 / 0%	0 / 0%	0 / 0%	0 / 0%	0 / 0%	0 / 0%	0 / 0%
S	***	0 / 0%	0 / 0%	0 / 0%	0 / 0%	0 / 0%	0 / 0%	0 / 0%
-TC	0	0 / 0%	0 / 0%	0 / 0%	0 / 0%	0 / 0%	0 / 0%	0 / 0%
-I	0	0 / 0%	0 / 0%	0 / 0%	0 / 0%	0 / 0%	0 / 0%	0 / 0%
	0	0 / 0%	0 / 0%	0 / 0%	0 / 0%	0 / 0%	0 / 0%	0 / 0%

215 - OFFICE OF CAPITAL AND FORENSIC WRITS - OTHER SERVICES UNADJUSTED GOAL IS 26%

T	\$43,572	\$520 / 1.19%	0 / 0%	\$520 / 1.19%	0 / 0%	0 / 0%	0 / 0%	0 / 0%
N	0	0 / 0%	0 / 0%	0 / 0%	0 / 0%	0 / 0%	0 / 0%	0 / 0%
S	***	0 / 0%	0 / 0%	0 / 0%	0 / 0%	0 / 0%	0 / 0%	0 / 0%
-TC	\$19	0 / 0%	0 / 0%	0 / 0%	0 / 0%	0 / 0%	0 / 0%	0 / 0%
-I	0	0 / 0%	0 / 0%	0 / 0%	0 / 0%	0 / 0%	0 / 0%	0 / 0%
	\$43,553	\$520 / 1.19%	0 / 0%	\$520 / 1.19%	0 / 0%	0 / 0%	0 / 0%	0 / 0%

215 - OFFICE OF CAPITAL AND FORENSIC WRITS - COMMODITY PURCHASING UNADJUSTED GOAL IS 21.1%

T	\$48,312	\$44,591 / 92.30%	0 / 0%	\$44,167 / 91.42%	\$424 / 0.88%	0 / 0%	0 / 0%	0 / 0%
N	0	0 / 0%	0 / 0%	0 / 0%	0 / 0%	0 / 0%	0 / 0%	0 / 0%
S	***	0 / 0%	0 / 0%	0 / 0%	0 / 0%	0 / 0%	0 / 0%	0 / 0%
-TC	0	0 / 0%	0 / 0%	0 / 0%	0 / 0%	0 / 0%	0 / 0%	0 / 0%
-I	0	0 / 0%	0 / 0%	0 / 0%	0 / 0%	0 / 0%	0 / 0%	0 / 0%
	\$48,312	\$44,591 / 92.30%	0 / 0%	\$44,167 / 91.42%	\$424 / 0.88%	0 / 0%	0 / 0%	0 / 0%

*** DOLLARS REPORTED BUT NOT SHOWN IN THESE COLUMNS. T=TREASURY, N=NON-TREASURY, S=SUBCONTRACTOR FUNDS & PROCUREMENT CARD HUB PURCHASES, TC=TERM CONTRACT, I= INTER GOVERNMENTAL



TEXAS HISTORICALLY UNDERUTILIZED BUSINESS (HUB) SEMI-ANNUAL REPORT RECEIVED FOR FISCAL YEAR 2024

SECTION VII - STATE AGENCY EXPENDITURE DATA

FUND TYPE	TOTAL EXPENDITURE	TOTAL SPENT WITH HUBS AMOUNT / %	BLACK AMOUNT / %	HISPANIC AMOUNT / %	WOMAN AMOUNT / %	ASIAN PACIFIC AMOUNT / %	NATIVE AMERICAN AMOUNT / %	SERVICE-DISABLED VETERAN AMOUNT / %
215 - OFFICE OF CAPITAL AND FORENSIC WRITS - Statewide Grand Total Expenditures								
T	\$91,883	\$45,111 / 49.10%	0 / 0%	\$44,687 / 48.63%	\$424 / 0.46%	0 / 0%	0 / 0%	0 / 0%
N	0	0 / 0%	0 / 0%	0 / 0%	0 / 0%	0 / 0%	0 / 0%	0 / 0%
S	***	0 / 0%	0 / 0%	0 / 0%	0 / 0%	0 / 0%	0 / 0%	0 / 0%
-TC	\$19	0 / 0%	0 / 0%	0 / 0%	0 / 0%	0 / 0%	0 / 0%	0 / 0%
-I	0	0 / 0%	0 / 0%	0 / 0%	0 / 0%	0 / 0%	0 / 0%	0 / 0%
	\$91,865	\$45,111 / 49.10%	0 / 0%	\$44,687 / 48.63%	\$424 / 0.46%	0 / 0%	0 / 0%	0 / 0%

*** DOLLARS REPORTED BUT NOT SHOWN IN THESE COLUMNS. T=TREASURY, N=NON-TREASURY, S=SUBCONTRACTOR FUNDS & PROCUREMENT CARD HUB PURCHASES, TC=TERM CONTRACT, I= INTER GOVERNMENTAL



TEXAS HISTORICALLY UNDERUTILIZED BUSINESS (HUB) SEMI-ANNUAL REPORT RECEIVED FOR FISCAL YEAR 2024

SECTION VII - STATE AGENCY EXPENDITURE DATA

FUND TYPE	TOTAL EXPENDITURE	TOTAL SPENT WITH HUBS AMOUNT / %	BLACK AMOUNT / %	HISPANIC AMOUNT / %	WOMAN AMOUNT / %	ASIAN PACIFIC AMOUNT / %	NATIVE AMERICAN AMOUNT / %	SERVICE-DISABLED VETERAN AMOUNT / %
-----------	-------------------	----------------------------------	------------------	---------------------	------------------	--------------------------	----------------------------	-------------------------------------

221 - FIRST COURT OF APPEALS - HEAVY CONSTRUCTION UNADJUSTED GOAL IS 11.2%

T	0	0 / 0%	0 / 0%	0 / 0%	0 / 0%	0 / 0%	0 / 0%	0 / 0%
N	0	0 / 0%	0 / 0%	0 / 0%	0 / 0%	0 / 0%	0 / 0%	0 / 0%
S	***	0 / 0%	0 / 0%	0 / 0%	0 / 0%	0 / 0%	0 / 0%	0 / 0%
-TC	0	0 / 0%	0 / 0%	0 / 0%	0 / 0%	0 / 0%	0 / 0%	0 / 0%
-I	0	0 / 0%	0 / 0%	0 / 0%	0 / 0%	0 / 0%	0 / 0%	0 / 0%
	0	0 / 0%	0 / 0%	0 / 0%	0 / 0%	0 / 0%	0 / 0%	0 / 0%

221 - FIRST COURT OF APPEALS - BUILDING CONSTRUCTION UNADJUSTED GOAL IS 21.1%

T	0	0 / 0%	0 / 0%	0 / 0%	0 / 0%	0 / 0%	0 / 0%	0 / 0%
N	0	0 / 0%	0 / 0%	0 / 0%	0 / 0%	0 / 0%	0 / 0%	0 / 0%
S	***	0 / 0%	0 / 0%	0 / 0%	0 / 0%	0 / 0%	0 / 0%	0 / 0%
-TC	0	0 / 0%	0 / 0%	0 / 0%	0 / 0%	0 / 0%	0 / 0%	0 / 0%
-I	0	0 / 0%	0 / 0%	0 / 0%	0 / 0%	0 / 0%	0 / 0%	0 / 0%
	0	0 / 0%	0 / 0%	0 / 0%	0 / 0%	0 / 0%	0 / 0%	0 / 0%

221 - FIRST COURT OF APPEALS - SPECIAL TRADE UNADJUSTED GOAL IS 32.9%

T	0	0 / 0%	0 / 0%	0 / 0%	0 / 0%	0 / 0%	0 / 0%	0 / 0%
N	0	0 / 0%	0 / 0%	0 / 0%	0 / 0%	0 / 0%	0 / 0%	0 / 0%
S	***	0 / 0%	0 / 0%	0 / 0%	0 / 0%	0 / 0%	0 / 0%	0 / 0%
-TC	0	0 / 0%	0 / 0%	0 / 0%	0 / 0%	0 / 0%	0 / 0%	0 / 0%
-I	0	0 / 0%	0 / 0%	0 / 0%	0 / 0%	0 / 0%	0 / 0%	0 / 0%
	0	0 / 0%	0 / 0%	0 / 0%	0 / 0%	0 / 0%	0 / 0%	0 / 0%

*** DOLLARS REPORTED BUT NOT SHOWN IN THESE COLUMNS. T=TREASURY, N=NON-TREASURY, S=SUBCONTRACTOR FUNDS & PROCUREMENT CARD HUB PURCHASES, TC=TERM CONTRACT, I= INTER GOVERNMENTAL



TEXAS HISTORICALLY UNDERUTILIZED BUSINESS (HUB) SEMI-ANNUAL REPORT RECEIVED FOR FISCAL YEAR 2024

SECTION VII - STATE AGENCY EXPENDITURE DATA

FUND TYPE	TOTAL EXPENDITURE	TOTAL SPENT WITH HUBS AMOUNT / %	BLACK AMOUNT / %	HISPANIC AMOUNT / %	WOMAN AMOUNT / %	ASIAN PACIFIC AMOUNT / %	NATIVE AMERICAN AMOUNT / %	SERVICE-DISABLED VETERAN AMOUNT / %
-----------	-------------------	----------------------------------	------------------	---------------------	------------------	--------------------------	----------------------------	-------------------------------------

221 - FIRST COURT OF APPEALS - PROFESSIONAL SERVICES UNADJUSTED GOAL IS 23.7%

T	0	0 / 0%	0 / 0%	0 / 0%	0 / 0%	0 / 0%	0 / 0%	0 / 0%
N	0	0 / 0%	0 / 0%	0 / 0%	0 / 0%	0 / 0%	0 / 0%	0 / 0%
S	***	0 / 0%	0 / 0%	0 / 0%	0 / 0%	0 / 0%	0 / 0%	0 / 0%
-TC	0	0 / 0%	0 / 0%	0 / 0%	0 / 0%	0 / 0%	0 / 0%	0 / 0%
-I	0	0 / 0%	0 / 0%	0 / 0%	0 / 0%	0 / 0%	0 / 0%	0 / 0%
	0	0 / 0%	0 / 0%	0 / 0%	0 / 0%	0 / 0%	0 / 0%	0 / 0%

221 - FIRST COURT OF APPEALS - OTHER SERVICES UNADJUSTED GOAL IS 26%

T	\$14,734	0 / 0%	0 / 0%	0 / 0%	0 / 0%	0 / 0%	0 / 0%	0 / 0%
N	0	0 / 0%	0 / 0%	0 / 0%	0 / 0%	0 / 0%	0 / 0%	0 / 0%
S	***	0 / 0%	0 / 0%	0 / 0%	0 / 0%	0 / 0%	0 / 0%	0 / 0%
-TC	\$50	0 / 0%	0 / 0%	0 / 0%	0 / 0%	0 / 0%	0 / 0%	0 / 0%
-I	0	0 / 0%	0 / 0%	0 / 0%	0 / 0%	0 / 0%	0 / 0%	0 / 0%
	\$14,684	0 / 0%	0 / 0%	0 / 0%	0 / 0%	0 / 0%	0 / 0%	0 / 0%

221 - FIRST COURT OF APPEALS - COMMODITY PURCHASING UNADJUSTED GOAL IS 21.1%

T	\$1,228	0 / 0%	0 / 0%	0 / 0%	0 / 0%	0 / 0%	0 / 0%	0 / 0%
N	0	0 / 0%	0 / 0%	0 / 0%	0 / 0%	0 / 0%	0 / 0%	0 / 0%
S	***	0 / 0%	0 / 0%	0 / 0%	0 / 0%	0 / 0%	0 / 0%	0 / 0%
-TC	0	0 / 0%	0 / 0%	0 / 0%	0 / 0%	0 / 0%	0 / 0%	0 / 0%
-I	0	0 / 0%	0 / 0%	0 / 0%	0 / 0%	0 / 0%	0 / 0%	0 / 0%
	\$1,228	0 / 0%	0 / 0%	0 / 0%	0 / 0%	0 / 0%	0 / 0%	0 / 0%

*** DOLLARS REPORTED BUT NOT SHOWN IN THESE COLUMNS. T=TREASURY, N=NON-TREASURY, S=SUBCONTRACTOR FUNDS & PROCUREMENT CARD HUB PURCHASES, TC=TERM CONTRACT, I= INTER GOVERNMENTAL



TEXAS HISTORICALLY UNDERUTILIZED BUSINESS (HUB) SEMI-ANNUAL REPORT RECEIVED FOR FISCAL YEAR 2024

SECTION VII - STATE AGENCY EXPENDITURE DATA

FUND TYPE	TOTAL EXPENDITURE	TOTAL SPENT WITH HUBS AMOUNT / %	BLACK AMOUNT / %	HISPANIC AMOUNT / %	WOMAN AMOUNT / %	ASIAN PACIFIC AMOUNT / %	NATIVE AMERICAN AMOUNT / %	SERVICE-DISABLED VETERAN AMOUNT / %
221 - FIRST COURT OF APPEALS - Statewide Grand Total Expenditures								
T	\$15,961	0 / 0%	0 / 0%	0 / 0%	0 / 0%	0 / 0%	0 / 0%	0 / 0%
N	0	0 / 0%	0 / 0%	0 / 0%	0 / 0%	0 / 0%	0 / 0%	0 / 0%
S	***	0 / 0%	0 / 0%	0 / 0%	0 / 0%	0 / 0%	0 / 0%	0 / 0%
-TC	\$50	0 / 0%	0 / 0%	0 / 0%	0 / 0%	0 / 0%	0 / 0%	0 / 0%
-I	0	0 / 0%	0 / 0%	0 / 0%	0 / 0%	0 / 0%	0 / 0%	0 / 0%
	\$15,912	0 / 0%	0 / 0%	0 / 0%	0 / 0%	0 / 0%	0 / 0%	0 / 0%

*** DOLLARS REPORTED BUT NOT SHOWN IN THESE COLUMNS. T=TREASURY, N=NON-TREASURY, S=SUBCONTRACTOR FUNDS & PROCUREMENT CARD HUB PURCHASES, TC=TERM CONTRACT, I= INTER GOVERNMENTAL



TEXAS HISTORICALLY UNDERUTILIZED BUSINESS (HUB) SEMI-ANNUAL REPORT RECEIVED FOR FISCAL YEAR 2024

SECTION VII - STATE AGENCY EXPENDITURE DATA

FUND TYPE	TOTAL EXPENDITURE	TOTAL SPENT WITH HUBS AMOUNT / %	BLACK AMOUNT / %	HISPANIC AMOUNT / %	WOMAN AMOUNT / %	ASIAN PACIFIC AMOUNT / %	NATIVE AMERICAN AMOUNT / %	SERVICE-DISABLED VETERAN AMOUNT / %
-----------	-------------------	----------------------------------	------------------	---------------------	------------------	--------------------------	----------------------------	-------------------------------------

222 - COURT OF APPEALS - SECOND COURT - HEAVY CONSTRUCTION UNADJUSTED GOAL IS 11.2%

T	0	0 / 0%	0 / 0%	0 / 0%	0 / 0%	0 / 0%	0 / 0%	0 / 0%
N	0	0 / 0%	0 / 0%	0 / 0%	0 / 0%	0 / 0%	0 / 0%	0 / 0%
S	***	0 / 0%	0 / 0%	0 / 0%	0 / 0%	0 / 0%	0 / 0%	0 / 0%
-TC	0	0 / 0%	0 / 0%	0 / 0%	0 / 0%	0 / 0%	0 / 0%	0 / 0%
-I	0	0 / 0%	0 / 0%	0 / 0%	0 / 0%	0 / 0%	0 / 0%	0 / 0%
	0	0 / 0%	0 / 0%	0 / 0%	0 / 0%	0 / 0%	0 / 0%	0 / 0%

222 - COURT OF APPEALS - SECOND COURT - BUILDING CONSTRUCTION UNADJUSTED GOAL IS 21.1%

T	0	0 / 0%	0 / 0%	0 / 0%	0 / 0%	0 / 0%	0 / 0%	0 / 0%
N	0	0 / 0%	0 / 0%	0 / 0%	0 / 0%	0 / 0%	0 / 0%	0 / 0%
S	***	0 / 0%	0 / 0%	0 / 0%	0 / 0%	0 / 0%	0 / 0%	0 / 0%
-TC	0	0 / 0%	0 / 0%	0 / 0%	0 / 0%	0 / 0%	0 / 0%	0 / 0%
-I	0	0 / 0%	0 / 0%	0 / 0%	0 / 0%	0 / 0%	0 / 0%	0 / 0%
	0	0 / 0%	0 / 0%	0 / 0%	0 / 0%	0 / 0%	0 / 0%	0 / 0%

222 - COURT OF APPEALS - SECOND COURT - SPECIAL TRADE UNADJUSTED GOAL IS 32.9%

T	0	0 / 0%	0 / 0%	0 / 0%	0 / 0%	0 / 0%	0 / 0%	0 / 0%
N	0	0 / 0%	0 / 0%	0 / 0%	0 / 0%	0 / 0%	0 / 0%	0 / 0%
S	***	0 / 0%	0 / 0%	0 / 0%	0 / 0%	0 / 0%	0 / 0%	0 / 0%
-TC	0	0 / 0%	0 / 0%	0 / 0%	0 / 0%	0 / 0%	0 / 0%	0 / 0%
-I	0	0 / 0%	0 / 0%	0 / 0%	0 / 0%	0 / 0%	0 / 0%	0 / 0%
	0	0 / 0%	0 / 0%	0 / 0%	0 / 0%	0 / 0%	0 / 0%	0 / 0%

*** DOLLARS REPORTED BUT NOT SHOWN IN THESE COLUMNS. T=TREASURY, N=NON-TREASURY, S=SUBCONTRACTOR FUNDS & PROCUREMENT CARD HUB PURCHASES, TC=TERM CONTRACT, I= INTER GOVERNMENTAL



TEXAS HISTORICALLY UNDERUTILIZED BUSINESS (HUB) SEMI-ANNUAL REPORT RECEIVED FOR FISCAL YEAR 2024

SECTION VII - STATE AGENCY EXPENDITURE DATA

FUND TYPE	TOTAL EXPENDITURE	TOTAL SPENT WITH HUBS AMOUNT / %	BLACK AMOUNT / %	HISPANIC AMOUNT / %	WOMAN AMOUNT / %	ASIAN PACIFIC AMOUNT / %	NATIVE AMERICAN AMOUNT / %	SERVICE-DISABLED VETERAN AMOUNT / %
-----------	-------------------	----------------------------------	------------------	---------------------	------------------	--------------------------	----------------------------	-------------------------------------

222 - COURT OF APPEALS - SECOND COURT - PROFESSIONAL SERVICES UNADJUSTED GOAL IS 23.7%

T	0	0 / 0%	0 / 0%	0 / 0%	0 / 0%	0 / 0%	0 / 0%	0 / 0%
N	0	0 / 0%	0 / 0%	0 / 0%	0 / 0%	0 / 0%	0 / 0%	0 / 0%
S	***	0 / 0%	0 / 0%	0 / 0%	0 / 0%	0 / 0%	0 / 0%	0 / 0%
-TC	0	0 / 0%	0 / 0%	0 / 0%	0 / 0%	0 / 0%	0 / 0%	0 / 0%
-I	0	0 / 0%	0 / 0%	0 / 0%	0 / 0%	0 / 0%	0 / 0%	0 / 0%
	0	0 / 0%	0 / 0%	0 / 0%	0 / 0%	0 / 0%	0 / 0%	0 / 0%

222 - COURT OF APPEALS - SECOND COURT - OTHER SERVICES UNADJUSTED GOAL IS 26%

T	\$72,717	\$61 / 0.08%	\$61 / 0.08%	0 / 0%	0 / 0%	0 / 0%	0 / 0%	0 / 0%
N	0	0 / 0%	0 / 0%	0 / 0%	0 / 0%	0 / 0%	0 / 0%	0 / 0%
S	***	0 / 0%	0 / 0%	0 / 0%	0 / 0%	0 / 0%	0 / 0%	0 / 0%
-TC	0	0 / 0%	0 / 0%	0 / 0%	0 / 0%	0 / 0%	0 / 0%	0 / 0%
-I	0	0 / 0%	0 / 0%	0 / 0%	0 / 0%	0 / 0%	0 / 0%	0 / 0%
	\$72,717	\$61 / 0.08%	\$61 / 0.08%	0 / 0%	0 / 0%	0 / 0%	0 / 0%	0 / 0%

222 - COURT OF APPEALS - SECOND COURT - COMMODITY PURCHASING UNADJUSTED GOAL IS 21.1%

T	\$6,049	\$1,098 / 18.15%	\$858 / 14.18%	0 / 0%	\$240 / 3.97%	0 / 0%	0 / 0%	0 / 0%
N	0	0 / 0%	0 / 0%	0 / 0%	0 / 0%	0 / 0%	0 / 0%	0 / 0%
S	***	0 / 0%	0 / 0%	0 / 0%	0 / 0%	0 / 0%	0 / 0%	0 / 0%
-TC	\$1,665	0 / 0%	0 / 0%	0 / 0%	0 / 0%	0 / 0%	0 / 0%	0 / 0%
-I	0	0 / 0%	0 / 0%	0 / 0%	0 / 0%	0 / 0%	0 / 0%	0 / 0%
	\$4,384	\$1,098 / 18.15%	\$858 / 14.18%	0 / 0%	\$240 / 3.97%	0 / 0%	0 / 0%	0 / 0%

*** DOLLARS REPORTED BUT NOT SHOWN IN THESE COLUMNS. T=TREASURY, N=NON-TREASURY, S=SUBCONTRACTOR FUNDS & PROCUREMENT CARD HUB PURCHASES, TC=TERM CONTRACT, I= INTER GOVERNMENT



TEXAS HISTORICALLY UNDERUTILIZED BUSINESS (HUB) SEMI-ANNUAL REPORT RECEIVED FOR FISCAL YEAR 2024

SECTION VII - STATE AGENCY EXPENDITURE DATA

FUND TYPE	TOTAL EXPENDITURE	TOTAL SPENT WITH HUBS AMOUNT / %	BLACK AMOUNT / %	HISPANIC AMOUNT / %	WOMAN AMOUNT / %	ASIAN PACIFIC AMOUNT / %	NATIVE AMERICAN AMOUNT / %	SERVICE-DISABLED VETERAN AMOUNT / %
222 - COURT OF APPEALS - SECOND COURT - Statewide Grand Total Expenditures								
T	\$78,767	\$1,159 / 1.47%	\$919 / 1.17%	0 / 0%	\$240 / 0.30%	0 / 0%	0 / 0%	0 / 0%
N	0	0 / 0%	0 / 0%	0 / 0%	0 / 0%	0 / 0%	0 / 0%	0 / 0%
S	***	0 / 0%	0 / 0%	0 / 0%	0 / 0%	0 / 0%	0 / 0%	0 / 0%
-TC	\$1,665	0 / 0%	0 / 0%	0 / 0%	0 / 0%	0 / 0%	0 / 0%	0 / 0%
-I	0	0 / 0%	0 / 0%	0 / 0%	0 / 0%	0 / 0%	0 / 0%	0 / 0%
	\$77,102	\$1,159 / 1.47%	\$919 / 1.17%	0 / 0%	\$240 / 0.30%	0 / 0%	0 / 0%	0 / 0%

*** DOLLARS REPORTED BUT NOT SHOWN IN THESE COLUMNS. T=TREASURY, N=NON-TREASURY, S=SUBCONTRACTOR FUNDS & PROCUREMENT CARD HUB PURCHASES, TC=TERM CONTRACT, I= INTER GOVERNMENTAL



TEXAS HISTORICALLY UNDERUTILIZED BUSINESS (HUB) SEMI-ANNUAL REPORT RECEIVED FOR FISCAL YEAR 2024

SECTION VII - STATE AGENCY EXPENDITURE DATA

FUND TYPE	TOTAL EXPENDITURE	TOTAL SPENT WITH HUBS AMOUNT / %	BLACK AMOUNT / %	HISPANIC AMOUNT / %	WOMAN AMOUNT / %	ASIAN PACIFIC AMOUNT / %	NATIVE AMERICAN AMOUNT / %	SERVICE-DISABLED VETERAN AMOUNT / %
-----------	-------------------	----------------------------------	------------------	---------------------	------------------	--------------------------	----------------------------	-------------------------------------

223 - COURT OF APPEALS - THIRD COURT - HEAVY CONSTRUCTION UNADJUSTED GOAL IS 11.2%

T	0	0 / 0%	0 / 0%	0 / 0%	0 / 0%	0 / 0%	0 / 0%	0 / 0%
N	0	0 / 0%	0 / 0%	0 / 0%	0 / 0%	0 / 0%	0 / 0%	0 / 0%
S	***	0 / 0%	0 / 0%	0 / 0%	0 / 0%	0 / 0%	0 / 0%	0 / 0%
-TC	0	0 / 0%	0 / 0%	0 / 0%	0 / 0%	0 / 0%	0 / 0%	0 / 0%
-I	0	0 / 0%	0 / 0%	0 / 0%	0 / 0%	0 / 0%	0 / 0%	0 / 0%
	0	0 / 0%	0 / 0%	0 / 0%	0 / 0%	0 / 0%	0 / 0%	0 / 0%

223 - COURT OF APPEALS - THIRD COURT - BUILDING CONSTRUCTION UNADJUSTED GOAL IS 21.1%

T	0	0 / 0%	0 / 0%	0 / 0%	0 / 0%	0 / 0%	0 / 0%	0 / 0%
N	0	0 / 0%	0 / 0%	0 / 0%	0 / 0%	0 / 0%	0 / 0%	0 / 0%
S	***	0 / 0%	0 / 0%	0 / 0%	0 / 0%	0 / 0%	0 / 0%	0 / 0%
-TC	0	0 / 0%	0 / 0%	0 / 0%	0 / 0%	0 / 0%	0 / 0%	0 / 0%
-I	0	0 / 0%	0 / 0%	0 / 0%	0 / 0%	0 / 0%	0 / 0%	0 / 0%
	0	0 / 0%	0 / 0%	0 / 0%	0 / 0%	0 / 0%	0 / 0%	0 / 0%

223 - COURT OF APPEALS - THIRD COURT - SPECIAL TRADE UNADJUSTED GOAL IS 32.9%

T	0	0 / 0%	0 / 0%	0 / 0%	0 / 0%	0 / 0%	0 / 0%	0 / 0%
N	0	0 / 0%	0 / 0%	0 / 0%	0 / 0%	0 / 0%	0 / 0%	0 / 0%
S	***	0 / 0%	0 / 0%	0 / 0%	0 / 0%	0 / 0%	0 / 0%	0 / 0%
-TC	0	0 / 0%	0 / 0%	0 / 0%	0 / 0%	0 / 0%	0 / 0%	0 / 0%
-I	0	0 / 0%	0 / 0%	0 / 0%	0 / 0%	0 / 0%	0 / 0%	0 / 0%
	0	0 / 0%	0 / 0%	0 / 0%	0 / 0%	0 / 0%	0 / 0%	0 / 0%

*** DOLLARS REPORTED BUT NOT SHOWN IN THESE COLUMNS. T=TREASURY, N=NON-TREASURY, S=SUBCONTRACTOR FUNDS & PROCUREMENT CARD HUB PURCHASES, TC=TERM CONTRACT, I= INTER GOVERNMENTAL



TEXAS HISTORICALLY UNDERUTILIZED BUSINESS (HUB) SEMI-ANNUAL REPORT RECEIVED FOR FISCAL YEAR 2024

SECTION VII - STATE AGENCY EXPENDITURE DATA

FUND TYPE	TOTAL EXPENDITURE	TOTAL SPENT WITH HUBS AMOUNT / %	BLACK AMOUNT / %	HISPANIC AMOUNT / %	WOMAN AMOUNT / %	ASIAN PACIFIC AMOUNT / %	NATIVE AMERICAN AMOUNT / %	SERVICE-DISABLED VETERAN AMOUNT / %
-----------	-------------------	----------------------------------	------------------	---------------------	------------------	--------------------------	----------------------------	-------------------------------------

223 - COURT OF APPEALS - THIRD COURT - PROFESSIONAL SERVICES UNADJUSTED GOAL IS 23.7%

T	0	0 / 0%	0 / 0%	0 / 0%	0 / 0%	0 / 0%	0 / 0%	0 / 0%
N	0	0 / 0%	0 / 0%	0 / 0%	0 / 0%	0 / 0%	0 / 0%	0 / 0%
S	***	0 / 0%	0 / 0%	0 / 0%	0 / 0%	0 / 0%	0 / 0%	0 / 0%
-TC	0	0 / 0%	0 / 0%	0 / 0%	0 / 0%	0 / 0%	0 / 0%	0 / 0%
-I	0	0 / 0%	0 / 0%	0 / 0%	0 / 0%	0 / 0%	0 / 0%	0 / 0%
	0	0 / 0%	0 / 0%	0 / 0%	0 / 0%	0 / 0%	0 / 0%	0 / 0%

223 - COURT OF APPEALS - THIRD COURT - OTHER SERVICES UNADJUSTED GOAL IS 26%

T	0	0 / 0%	0 / 0%	0 / 0%	0 / 0%	0 / 0%	0 / 0%	0 / 0%
N	0	0 / 0%	0 / 0%	0 / 0%	0 / 0%	0 / 0%	0 / 0%	0 / 0%
S	***	0 / 0%	0 / 0%	0 / 0%	0 / 0%	0 / 0%	0 / 0%	0 / 0%
-TC	0	0 / 0%	0 / 0%	0 / 0%	0 / 0%	0 / 0%	0 / 0%	0 / 0%
-I	0	0 / 0%	0 / 0%	0 / 0%	0 / 0%	0 / 0%	0 / 0%	0 / 0%
	0	0 / 0%	0 / 0%	0 / 0%	0 / 0%	0 / 0%	0 / 0%	0 / 0%

223 - COURT OF APPEALS - THIRD COURT - COMMODITY PURCHASING UNADJUSTED GOAL IS 21.1%

T	0	0 / 0%	0 / 0%	0 / 0%	0 / 0%	0 / 0%	0 / 0%	0 / 0%
N	0	0 / 0%	0 / 0%	0 / 0%	0 / 0%	0 / 0%	0 / 0%	0 / 0%
S	***	0 / 0%	0 / 0%	0 / 0%	0 / 0%	0 / 0%	0 / 0%	0 / 0%
-TC	0	0 / 0%	0 / 0%	0 / 0%	0 / 0%	0 / 0%	0 / 0%	0 / 0%
-I	0	0 / 0%	0 / 0%	0 / 0%	0 / 0%	0 / 0%	0 / 0%	0 / 0%
	0	0 / 0%	0 / 0%	0 / 0%	0 / 0%	0 / 0%	0 / 0%	0 / 0%

*** DOLLARS REPORTED BUT NOT SHOWN IN THESE COLUMNS. T=TREASURY, N=NON-TREASURY, S=SUBCONTRACTOR FUNDS & PROCUREMENT CARD HUB PURCHASES, TC=TERM CONTRACT, I= INTER GOVERNMENTAL



TEXAS HISTORICALLY UNDERUTILIZED BUSINESS (HUB) SEMI-ANNUAL REPORT RECEIVED FOR FISCAL YEAR 2024

SECTION VII - STATE AGENCY EXPENDITURE DATA

FUND TYPE	TOTAL EXPENDITURE	TOTAL SPENT WITH HUBS AMOUNT / %	BLACK AMOUNT / %	HISPANIC AMOUNT / %	WOMAN AMOUNT / %	ASIAN PACIFIC AMOUNT / %	NATIVE AMERICAN AMOUNT / %	SERVICE-DISABLED VETERAN AMOUNT / %
223 - COURT OF APPEALS - THIRD COURT - Statewide Grand Total Expenditures								
T	0	0 / 0%	0 / 0%	0 / 0%	0 / 0%	0 / 0%	0 / 0%	0 / 0%
N	0	0 / 0%	0 / 0%	0 / 0%	0 / 0%	0 / 0%	0 / 0%	0 / 0%
S	***	0 / 0%	0 / 0%	0 / 0%	0 / 0%	0 / 0%	0 / 0%	0 / 0%
-TC	0	0 / 0%	0 / 0%	0 / 0%	0 / 0%	0 / 0%	0 / 0%	0 / 0%
-I	0	0 / 0%	0 / 0%	0 / 0%	0 / 0%	0 / 0%	0 / 0%	0 / 0%
	0	0 / 0%	0 / 0%	0 / 0%	0 / 0%	0 / 0%	0 / 0%	0 / 0%

*** DOLLARS REPORTED BUT NOT SHOWN IN THESE COLUMNS. T=TREASURY, N=NON-TREASURY, S=SUBCONTRACTOR FUNDS & PROCUREMENT CARD HUB PURCHASES, TC=TERM CONTRACT, I= INTER GOVERNMENTAL



TEXAS HISTORICALLY UNDERUTILIZED BUSINESS (HUB) SEMI-ANNUAL REPORT RECEIVED FOR FISCAL YEAR 2024

SECTION VII - STATE AGENCY EXPENDITURE DATA

FUND TYPE	TOTAL EXPENDITURE	TOTAL SPENT WITH HUBS AMOUNT / %	BLACK AMOUNT / %	HISPANIC AMOUNT / %	WOMAN AMOUNT / %	ASIAN PACIFIC AMOUNT / %	NATIVE AMERICAN AMOUNT / %	SERVICE-DISABLED VETERAN AMOUNT / %
-----------	-------------------	----------------------------------	------------------	---------------------	------------------	--------------------------	----------------------------	-------------------------------------

224 - COURT OF APPEALS - FOURTH COURT - HEAVY CONSTRUCTION UNADJUSTED GOAL IS 11.2%

T	0	0 / 0%	0 / 0%	0 / 0%	0 / 0%	0 / 0%	0 / 0%	0 / 0%
N	0	0 / 0%	0 / 0%	0 / 0%	0 / 0%	0 / 0%	0 / 0%	0 / 0%
S	***	0 / 0%	0 / 0%	0 / 0%	0 / 0%	0 / 0%	0 / 0%	0 / 0%
-TC	0	0 / 0%	0 / 0%	0 / 0%	0 / 0%	0 / 0%	0 / 0%	0 / 0%
-I	0	0 / 0%	0 / 0%	0 / 0%	0 / 0%	0 / 0%	0 / 0%	0 / 0%
	0	0 / 0%	0 / 0%	0 / 0%	0 / 0%	0 / 0%	0 / 0%	0 / 0%

224 - COURT OF APPEALS - FOURTH COURT - BUILDING CONSTRUCTION UNADJUSTED GOAL IS 21.1%

T	0	0 / 0%	0 / 0%	0 / 0%	0 / 0%	0 / 0%	0 / 0%	0 / 0%
N	0	0 / 0%	0 / 0%	0 / 0%	0 / 0%	0 / 0%	0 / 0%	0 / 0%
S	***	0 / 0%	0 / 0%	0 / 0%	0 / 0%	0 / 0%	0 / 0%	0 / 0%
-TC	0	0 / 0%	0 / 0%	0 / 0%	0 / 0%	0 / 0%	0 / 0%	0 / 0%
-I	0	0 / 0%	0 / 0%	0 / 0%	0 / 0%	0 / 0%	0 / 0%	0 / 0%
	0	0 / 0%	0 / 0%	0 / 0%	0 / 0%	0 / 0%	0 / 0%	0 / 0%

224 - COURT OF APPEALS - FOURTH COURT - SPECIAL TRADE UNADJUSTED GOAL IS 32.9%

T	0	0 / 0%	0 / 0%	0 / 0%	0 / 0%	0 / 0%	0 / 0%	0 / 0%
N	0	0 / 0%	0 / 0%	0 / 0%	0 / 0%	0 / 0%	0 / 0%	0 / 0%
S	***	0 / 0%	0 / 0%	0 / 0%	0 / 0%	0 / 0%	0 / 0%	0 / 0%
-TC	0	0 / 0%	0 / 0%	0 / 0%	0 / 0%	0 / 0%	0 / 0%	0 / 0%
-I	0	0 / 0%	0 / 0%	0 / 0%	0 / 0%	0 / 0%	0 / 0%	0 / 0%
	0	0 / 0%	0 / 0%	0 / 0%	0 / 0%	0 / 0%	0 / 0%	0 / 0%

*** DOLLARS REPORTED BUT NOT SHOWN IN THESE COLUMNS. T=TREASURY, N=NON-TREASURY, S=SUBCONTRACTOR FUNDS & PROCUREMENT CARD HUB PURCHASES, TC=TERM CONTRACT, I= INTER GOVERNMENT



TEXAS HISTORICALLY UNDERUTILIZED BUSINESS (HUB) SEMI-ANNUAL REPORT RECEIVED FOR FISCAL YEAR 2024

SECTION VII - STATE AGENCY EXPENDITURE DATA

FUND TYPE	TOTAL EXPENDITURE	TOTAL SPENT WITH HUBS AMOUNT / %	BLACK AMOUNT / %	HISPANIC AMOUNT / %	WOMAN AMOUNT / %	ASIAN PACIFIC AMOUNT / %	NATIVE AMERICAN AMOUNT / %	SERVICE-DISABLED VETERAN AMOUNT / %
-----------	-------------------	----------------------------------	------------------	---------------------	------------------	--------------------------	----------------------------	-------------------------------------

224 - COURT OF APPEALS - FOURTH COURT - PROFESSIONAL SERVICES UNADJUSTED GOAL IS 23.7%

T	0	0 / 0%	0 / 0%	0 / 0%	0 / 0%	0 / 0%	0 / 0%	0 / 0%
N	0	0 / 0%	0 / 0%	0 / 0%	0 / 0%	0 / 0%	0 / 0%	0 / 0%
S	***	0 / 0%	0 / 0%	0 / 0%	0 / 0%	0 / 0%	0 / 0%	0 / 0%
-TC	0	0 / 0%	0 / 0%	0 / 0%	0 / 0%	0 / 0%	0 / 0%	0 / 0%
-I	0	0 / 0%	0 / 0%	0 / 0%	0 / 0%	0 / 0%	0 / 0%	0 / 0%
	0	0 / 0%	0 / 0%	0 / 0%	0 / 0%	0 / 0%	0 / 0%	0 / 0%

224 - COURT OF APPEALS - FOURTH COURT - OTHER SERVICES UNADJUSTED GOAL IS 26%

T	\$25,934	0 / 0%	0 / 0%	0 / 0%	0 / 0%	0 / 0%	0 / 0%	0 / 0%
N	0	0 / 0%	0 / 0%	0 / 0%	0 / 0%	0 / 0%	0 / 0%	0 / 0%
S	***	0 / 0%	0 / 0%	0 / 0%	0 / 0%	0 / 0%	0 / 0%	0 / 0%
-TC	\$2,920	0 / 0%	0 / 0%	0 / 0%	0 / 0%	0 / 0%	0 / 0%	0 / 0%
-I	0	0 / 0%	0 / 0%	0 / 0%	0 / 0%	0 / 0%	0 / 0%	0 / 0%
	\$23,014	0 / 0%	0 / 0%	0 / 0%	0 / 0%	0 / 0%	0 / 0%	0 / 0%

224 - COURT OF APPEALS - FOURTH COURT - COMMODITY PURCHASING UNADJUSTED GOAL IS 21.1%

T	\$50,344	\$534 / 1.06%	0 / 0%	\$534 / 1.06%	0 / 0%	0 / 0%	0 / 0%	0 / 0%
N	0	0 / 0%	0 / 0%	0 / 0%	0 / 0%	0 / 0%	0 / 0%	0 / 0%
S	***	0 / 0%	0 / 0%	0 / 0%	0 / 0%	0 / 0%	0 / 0%	0 / 0%
-TC	\$1,947	0 / 0%	0 / 0%	0 / 0%	0 / 0%	0 / 0%	0 / 0%	0 / 0%
-I	0	0 / 0%	0 / 0%	0 / 0%	0 / 0%	0 / 0%	0 / 0%	0 / 0%
	\$48,397	\$534 / 1.06%	0 / 0%	\$534 / 1.06%	0 / 0%	0 / 0%	0 / 0%	0 / 0%

*** DOLLARS REPORTED BUT NOT SHOWN IN THESE COLUMNS. T=TREASURY, N=NON-TREASURY, S=SUBCONTRACTOR FUNDS & PROCUREMENT CARD HUB PURCHASES, TC=TERM CONTRACT, I= INTER GOVERNMENTAL



TEXAS HISTORICALLY UNDERUTILIZED BUSINESS (HUB) SEMI-ANNUAL REPORT RECEIVED FOR FISCAL YEAR 2024

SECTION VII - STATE AGENCY EXPENDITURE DATA

FUND TYPE	TOTAL EXPENDITURE	TOTAL SPENT WITH HUBS AMOUNT / %	BLACK AMOUNT / %	HISPANIC AMOUNT / %	WOMAN AMOUNT / %	ASIAN PACIFIC AMOUNT / %	NATIVE AMERICAN AMOUNT / %	SERVICE-DISABLED VETERAN AMOUNT / %
224 - COURT OF APPEALS - FOURTH COURT - Statewide Grand Total Expenditures								
T	\$76,278	\$534 / 0.70%	0 / 0%	\$534 / 0.70%	0 / 0%	0 / 0%	0 / 0%	0 / 0%
N	0	0 / 0%	0 / 0%	0 / 0%	0 / 0%	0 / 0%	0 / 0%	0 / 0%
S	***	0 / 0%	0 / 0%	0 / 0%	0 / 0%	0 / 0%	0 / 0%	0 / 0%
-TC	\$4,867	0 / 0%	0 / 0%	0 / 0%	0 / 0%	0 / 0%	0 / 0%	0 / 0%
-I	0	0 / 0%	0 / 0%	0 / 0%	0 / 0%	0 / 0%	0 / 0%	0 / 0%
	\$71,411	\$534 / 0.70%	0 / 0%	\$534 / 0.70%	0 / 0%	0 / 0%	0 / 0%	0 / 0%

*** DOLLARS REPORTED BUT NOT SHOWN IN THESE COLUMNS. T=TREASURY, N=NON-TREASURY, S=SUBCONTRACTOR FUNDS & PROCUREMENT CARD HUB PURCHASES, TC=TERM CONTRACT, I= INTER GOVERNMENTAL



TEXAS HISTORICALLY UNDERUTILIZED BUSINESS (HUB) SEMI-ANNUAL REPORT RECEIVED FOR FISCAL YEAR 2024

SECTION VII - STATE AGENCY EXPENDITURE DATA

FUND TYPE	TOTAL EXPENDITURE	TOTAL SPENT WITH HUBS AMOUNT / %	BLACK AMOUNT / %	HISPANIC AMOUNT / %	WOMAN AMOUNT / %	ASIAN PACIFIC AMOUNT / %	NATIVE AMERICAN AMOUNT / %	SERVICE-DISABLED VETERAN AMOUNT / %
-----------	-------------------	----------------------------------	------------------	---------------------	------------------	--------------------------	----------------------------	-------------------------------------

225 - COURT OF APPEALS - FIFTH COURT - HEAVY CONSTRUCTION UNADJUSTED GOAL IS 11.2%

T	0	0 / 0%	0 / 0%	0 / 0%	0 / 0%	0 / 0%	0 / 0%	0 / 0%
N	0	0 / 0%	0 / 0%	0 / 0%	0 / 0%	0 / 0%	0 / 0%	0 / 0%
S	***	0 / 0%	0 / 0%	0 / 0%	0 / 0%	0 / 0%	0 / 0%	0 / 0%
-TC	0	0 / 0%	0 / 0%	0 / 0%	0 / 0%	0 / 0%	0 / 0%	0 / 0%
-I	0	0 / 0%	0 / 0%	0 / 0%	0 / 0%	0 / 0%	0 / 0%	0 / 0%
	0	0 / 0%	0 / 0%	0 / 0%	0 / 0%	0 / 0%	0 / 0%	0 / 0%

225 - COURT OF APPEALS - FIFTH COURT - BUILDING CONSTRUCTION UNADJUSTED GOAL IS 21.1%

T	0	0 / 0%	0 / 0%	0 / 0%	0 / 0%	0 / 0%	0 / 0%	0 / 0%
N	0	0 / 0%	0 / 0%	0 / 0%	0 / 0%	0 / 0%	0 / 0%	0 / 0%
S	***	0 / 0%	0 / 0%	0 / 0%	0 / 0%	0 / 0%	0 / 0%	0 / 0%
-TC	0	0 / 0%	0 / 0%	0 / 0%	0 / 0%	0 / 0%	0 / 0%	0 / 0%
-I	0	0 / 0%	0 / 0%	0 / 0%	0 / 0%	0 / 0%	0 / 0%	0 / 0%
	0	0 / 0%	0 / 0%	0 / 0%	0 / 0%	0 / 0%	0 / 0%	0 / 0%

225 - COURT OF APPEALS - FIFTH COURT - SPECIAL TRADE UNADJUSTED GOAL IS 32.9%

T	0	0 / 0%	0 / 0%	0 / 0%	0 / 0%	0 / 0%	0 / 0%	0 / 0%
N	0	0 / 0%	0 / 0%	0 / 0%	0 / 0%	0 / 0%	0 / 0%	0 / 0%
S	***	0 / 0%	0 / 0%	0 / 0%	0 / 0%	0 / 0%	0 / 0%	0 / 0%
-TC	0	0 / 0%	0 / 0%	0 / 0%	0 / 0%	0 / 0%	0 / 0%	0 / 0%
-I	0	0 / 0%	0 / 0%	0 / 0%	0 / 0%	0 / 0%	0 / 0%	0 / 0%
	0	0 / 0%	0 / 0%	0 / 0%	0 / 0%	0 / 0%	0 / 0%	0 / 0%

*** DOLLARS REPORTED BUT NOT SHOWN IN THESE COLUMNS. T=TREASURY, N=NON-TREASURY, S=SUBCONTRACTOR FUNDS & PROCUREMENT CARD HUB PURCHASES, TC=TERM CONTRACT, I= INTER GOVERNMENTAL



TEXAS HISTORICALLY UNDERUTILIZED BUSINESS (HUB) SEMI-ANNUAL REPORT RECEIVED FOR FISCAL YEAR 2024

SECTION VII - STATE AGENCY EXPENDITURE DATA

FUND TYPE	TOTAL EXPENDITURE	TOTAL SPENT WITH HUBS AMOUNT / %	BLACK AMOUNT / %	HISPANIC AMOUNT / %	WOMAN AMOUNT / %	ASIAN PACIFIC AMOUNT / %	NATIVE AMERICAN AMOUNT / %	SERVICE-DISABLED VETERAN AMOUNT / %
-----------	-------------------	----------------------------------	------------------	---------------------	------------------	--------------------------	----------------------------	-------------------------------------

225 - COURT OF APPEALS - FIFTH COURT - PROFESSIONAL SERVICES UNADJUSTED GOAL IS 23.7%

T	0	0 / 0%	0 / 0%	0 / 0%	0 / 0%	0 / 0%	0 / 0%	0 / 0%
N	0	0 / 0%	0 / 0%	0 / 0%	0 / 0%	0 / 0%	0 / 0%	0 / 0%
S	***	0 / 0%	0 / 0%	0 / 0%	0 / 0%	0 / 0%	0 / 0%	0 / 0%
-TC	0	0 / 0%	0 / 0%	0 / 0%	0 / 0%	0 / 0%	0 / 0%	0 / 0%
-I	0	0 / 0%	0 / 0%	0 / 0%	0 / 0%	0 / 0%	0 / 0%	0 / 0%
	0	0 / 0%	0 / 0%	0 / 0%	0 / 0%	0 / 0%	0 / 0%	0 / 0%

225 - COURT OF APPEALS - FIFTH COURT - OTHER SERVICES UNADJUSTED GOAL IS 26%

T	\$143,197	0 / 0%	0 / 0%	0 / 0%	0 / 0%	0 / 0%	0 / 0%	0 / 0%
N	0	0 / 0%	0 / 0%	0 / 0%	0 / 0%	0 / 0%	0 / 0%	0 / 0%
S	***	0 / 0%	0 / 0%	0 / 0%	0 / 0%	0 / 0%	0 / 0%	0 / 0%
-TC	0	0 / 0%	0 / 0%	0 / 0%	0 / 0%	0 / 0%	0 / 0%	0 / 0%
-I	0	0 / 0%	0 / 0%	0 / 0%	0 / 0%	0 / 0%	0 / 0%	0 / 0%
	\$143,197	0 / 0%	0 / 0%	0 / 0%	0 / 0%	0 / 0%	0 / 0%	0 / 0%

225 - COURT OF APPEALS - FIFTH COURT - COMMODITY PURCHASING UNADJUSTED GOAL IS 21.1%

T	\$47,851	\$1,154 / 2.41%	\$1,154 / 2.41%	0 / 0%	0 / 0%	0 / 0%	0 / 0%	0 / 0%
N	0	0 / 0%	0 / 0%	0 / 0%	0 / 0%	0 / 0%	0 / 0%	0 / 0%
S	***	0 / 0%	0 / 0%	0 / 0%	0 / 0%	0 / 0%	0 / 0%	0 / 0%
-TC	0	0 / 0%	0 / 0%	0 / 0%	0 / 0%	0 / 0%	0 / 0%	0 / 0%
-I	0	0 / 0%	0 / 0%	0 / 0%	0 / 0%	0 / 0%	0 / 0%	0 / 0%
	\$47,851	\$1,154 / 2.41%	\$1,154 / 2.41%	0 / 0%	0 / 0%	0 / 0%	0 / 0%	0 / 0%

*** DOLLARS REPORTED BUT NOT SHOWN IN THESE COLUMNS. T=TREASURY, N=NON-TREASURY, S=SUBCONTRACTOR FUNDS & PROCUREMENT CARD HUB PURCHASES, TC=TERM CONTRACT, I= INTER GOVERNMENTAL



TEXAS HISTORICALLY UNDERUTILIZED BUSINESS (HUB) SEMI-ANNUAL REPORT RECEIVED FOR FISCAL YEAR 2024

SECTION VII - STATE AGENCY EXPENDITURE DATA

FUND TYPE	TOTAL EXPENDITURE	TOTAL SPENT WITH HUBS AMOUNT / %	BLACK AMOUNT / %	HISPANIC AMOUNT / %	WOMAN AMOUNT / %	ASIAN PACIFIC AMOUNT / %	NATIVE AMERICAN AMOUNT / %	SERVICE-DISABLED VETERAN AMOUNT / %
225 - COURT OF APPEALS - FIFTH COURT - Statewide Grand Total Expenditures								
T	\$191,048	\$1,154 / 0.60%	\$1,154 / 0.60%	0 / 0%	0 / 0%	0 / 0%	0 / 0%	0 / 0%
N	0	0 / 0%	0 / 0%	0 / 0%	0 / 0%	0 / 0%	0 / 0%	0 / 0%
S	***	0 / 0%	0 / 0%	0 / 0%	0 / 0%	0 / 0%	0 / 0%	0 / 0%
-TC	0	0 / 0%	0 / 0%	0 / 0%	0 / 0%	0 / 0%	0 / 0%	0 / 0%
-I	0	0 / 0%	0 / 0%	0 / 0%	0 / 0%	0 / 0%	0 / 0%	0 / 0%
	\$191,048	\$1,154 / 0.60%	\$1,154 / 0.60%	0 / 0%	0 / 0%	0 / 0%	0 / 0%	0 / 0%

*** DOLLARS REPORTED BUT NOT SHOWN IN THESE COLUMNS. T=TREASURY, N=NON-TREASURY, S=SUBCONTRACTOR FUNDS & PROCUREMENT CARD HUB PURCHASES, TC=TERM CONTRACT, I= INTER GOVERNMENTAL



TEXAS HISTORICALLY UNDERUTILIZED BUSINESS (HUB) SEMI-ANNUAL REPORT RECEIVED FOR FISCAL YEAR 2024

SECTION VII - STATE AGENCY EXPENDITURE DATA

FUND TYPE	TOTAL EXPENDITURE	TOTAL SPENT WITH HUBS AMOUNT / %	BLACK AMOUNT / %	HISPANIC AMOUNT / %	WOMAN AMOUNT / %	ASIAN PACIFIC AMOUNT / %	NATIVE AMERICAN AMOUNT / %	SERVICE-DISABLED VETERAN AMOUNT / %
-----------	-------------------	----------------------------------	------------------	---------------------	------------------	--------------------------	----------------------------	-------------------------------------

226 - COURT OF APPEALS - SIXTH COURT - HEAVY CONSTRUCTION UNADJUSTED GOAL IS 11.2%

T	0	0 / 0%	0 / 0%	0 / 0%	0 / 0%	0 / 0%	0 / 0%	0 / 0%
N	0	0 / 0%	0 / 0%	0 / 0%	0 / 0%	0 / 0%	0 / 0%	0 / 0%
S	***	0 / 0%	0 / 0%	0 / 0%	0 / 0%	0 / 0%	0 / 0%	0 / 0%
-TC	0	0 / 0%	0 / 0%	0 / 0%	0 / 0%	0 / 0%	0 / 0%	0 / 0%
-I	0	0 / 0%	0 / 0%	0 / 0%	0 / 0%	0 / 0%	0 / 0%	0 / 0%
	0	0 / 0%	0 / 0%	0 / 0%	0 / 0%	0 / 0%	0 / 0%	0 / 0%

226 - COURT OF APPEALS - SIXTH COURT - BUILDING CONSTRUCTION UNADJUSTED GOAL IS 21.1%

T	0	0 / 0%	0 / 0%	0 / 0%	0 / 0%	0 / 0%	0 / 0%	0 / 0%
N	0	0 / 0%	0 / 0%	0 / 0%	0 / 0%	0 / 0%	0 / 0%	0 / 0%
S	***	0 / 0%	0 / 0%	0 / 0%	0 / 0%	0 / 0%	0 / 0%	0 / 0%
-TC	0	0 / 0%	0 / 0%	0 / 0%	0 / 0%	0 / 0%	0 / 0%	0 / 0%
-I	0	0 / 0%	0 / 0%	0 / 0%	0 / 0%	0 / 0%	0 / 0%	0 / 0%
	0	0 / 0%	0 / 0%	0 / 0%	0 / 0%	0 / 0%	0 / 0%	0 / 0%

226 - COURT OF APPEALS - SIXTH COURT - SPECIAL TRADE UNADJUSTED GOAL IS 32.9%

T	0	0 / 0%	0 / 0%	0 / 0%	0 / 0%	0 / 0%	0 / 0%	0 / 0%
N	0	0 / 0%	0 / 0%	0 / 0%	0 / 0%	0 / 0%	0 / 0%	0 / 0%
S	***	0 / 0%	0 / 0%	0 / 0%	0 / 0%	0 / 0%	0 / 0%	0 / 0%
-TC	0	0 / 0%	0 / 0%	0 / 0%	0 / 0%	0 / 0%	0 / 0%	0 / 0%
-I	0	0 / 0%	0 / 0%	0 / 0%	0 / 0%	0 / 0%	0 / 0%	0 / 0%
	0	0 / 0%	0 / 0%	0 / 0%	0 / 0%	0 / 0%	0 / 0%	0 / 0%

*** DOLLARS REPORTED BUT NOT SHOWN IN THESE COLUMNS. T=TREASURY, N=NON-TREASURY, S=SUBCONTRACTOR FUNDS & PROCUREMENT CARD HUB PURCHASES, TC=TERM CONTRACT, I= INTER GOVERNMENT



TEXAS HISTORICALLY UNDERUTILIZED BUSINESS (HUB) SEMI-ANNUAL REPORT RECEIVED FOR FISCAL YEAR 2024

SECTION VII - STATE AGENCY EXPENDITURE DATA

FUND TYPE	TOTAL EXPENDITURE	TOTAL SPENT WITH HUBS AMOUNT / %	BLACK AMOUNT / %	HISPANIC AMOUNT / %	WOMAN AMOUNT / %	ASIAN PACIFIC AMOUNT / %	NATIVE AMERICAN AMOUNT / %	SERVICE-DISABLED VETERAN AMOUNT / %
-----------	-------------------	----------------------------------	------------------	---------------------	------------------	--------------------------	----------------------------	-------------------------------------

226 - COURT OF APPEALS - SIXTH COURT - PROFESSIONAL SERVICES UNADJUSTED GOAL IS 23.7%

T	0	0 / 0%	0 / 0%	0 / 0%	0 / 0%	0 / 0%	0 / 0%	0 / 0%
N	0	0 / 0%	0 / 0%	0 / 0%	0 / 0%	0 / 0%	0 / 0%	0 / 0%
S	***	0 / 0%	0 / 0%	0 / 0%	0 / 0%	0 / 0%	0 / 0%	0 / 0%
-TC	0	0 / 0%	0 / 0%	0 / 0%	0 / 0%	0 / 0%	0 / 0%	0 / 0%
-I	0	0 / 0%	0 / 0%	0 / 0%	0 / 0%	0 / 0%	0 / 0%	0 / 0%
	0	0 / 0%	0 / 0%	0 / 0%	0 / 0%	0 / 0%	0 / 0%	0 / 0%

226 - COURT OF APPEALS - SIXTH COURT - OTHER SERVICES UNADJUSTED GOAL IS 26%

T	\$11,165	0 / 0%	0 / 0%	0 / 0%	0 / 0%	0 / 0%	0 / 0%	0 / 0%
N	0	0 / 0%	0 / 0%	0 / 0%	0 / 0%	0 / 0%	0 / 0%	0 / 0%
S	***	0 / 0%	0 / 0%	0 / 0%	0 / 0%	0 / 0%	0 / 0%	0 / 0%
-TC	0	0 / 0%	0 / 0%	0 / 0%	0 / 0%	0 / 0%	0 / 0%	0 / 0%
-I	0	0 / 0%	0 / 0%	0 / 0%	0 / 0%	0 / 0%	0 / 0%	0 / 0%
	\$11,165	0 / 0%	0 / 0%	0 / 0%	0 / 0%	0 / 0%	0 / 0%	0 / 0%

226 - COURT OF APPEALS - SIXTH COURT - COMMODITY PURCHASING UNADJUSTED GOAL IS 21.1%

T	0	0 / 0%	0 / 0%	0 / 0%	0 / 0%	0 / 0%	0 / 0%	0 / 0%
N	0	0 / 0%	0 / 0%	0 / 0%	0 / 0%	0 / 0%	0 / 0%	0 / 0%
S	***	0 / 0%	0 / 0%	0 / 0%	0 / 0%	0 / 0%	0 / 0%	0 / 0%
-TC	0	0 / 0%	0 / 0%	0 / 0%	0 / 0%	0 / 0%	0 / 0%	0 / 0%
-I	0	0 / 0%	0 / 0%	0 / 0%	0 / 0%	0 / 0%	0 / 0%	0 / 0%
	0	0 / 0%	0 / 0%	0 / 0%	0 / 0%	0 / 0%	0 / 0%	0 / 0%

*** DOLLARS REPORTED BUT NOT SHOWN IN THESE COLUMNS. T=TREASURY, N=NON-TREASURY, S=SUBCONTRACTOR FUNDS & PROCUREMENT CARD HUB PURCHASES, TC=TERM CONTRACT, I= INTER GOVERNMENTAL



TEXAS HISTORICALLY UNDERUTILIZED BUSINESS (HUB) SEMI-ANNUAL REPORT RECEIVED FOR FISCAL YEAR 2024

SECTION VII - STATE AGENCY EXPENDITURE DATA

FUND TYPE	TOTAL EXPENDITURE	TOTAL SPENT WITH HUBS AMOUNT / %	BLACK AMOUNT / %	HISPANIC AMOUNT / %	WOMAN AMOUNT / %	ASIAN PACIFIC AMOUNT / %	NATIVE AMERICAN AMOUNT / %	SERVICE-DISABLED VETERAN AMOUNT / %
226 - COURT OF APPEALS - SIXTH COURT - Statewide Grand Total Expenditures								
T	\$11,165	0 / 0%	0 / 0%	0 / 0%	0 / 0%	0 / 0%	0 / 0%	0 / 0%
N	0	0 / 0%	0 / 0%	0 / 0%	0 / 0%	0 / 0%	0 / 0%	0 / 0%
S	***	0 / 0%	0 / 0%	0 / 0%	0 / 0%	0 / 0%	0 / 0%	0 / 0%
-TC	0	0 / 0%	0 / 0%	0 / 0%	0 / 0%	0 / 0%	0 / 0%	0 / 0%
-I	0	0 / 0%	0 / 0%	0 / 0%	0 / 0%	0 / 0%	0 / 0%	0 / 0%
	\$11,165	0 / 0%	0 / 0%	0 / 0%	0 / 0%	0 / 0%	0 / 0%	0 / 0%

*** DOLLARS REPORTED BUT NOT SHOWN IN THESE COLUMNS. T=TREASURY, N=NON-TREASURY, S=SUBCONTRACTOR FUNDS & PROCUREMENT CARD HUB PURCHASES, TC=TERM CONTRACT, I= INTER GOVERNMENTAL



TEXAS HISTORICALLY UNDERUTILIZED BUSINESS (HUB) SEMI-ANNUAL REPORT RECEIVED FOR FISCAL YEAR 2024

SECTION VII - STATE AGENCY EXPENDITURE DATA

FUND TYPE	TOTAL EXPENDITURE	TOTAL SPENT WITH HUBS AMOUNT / %	BLACK AMOUNT / %	HISPANIC AMOUNT / %	WOMAN AMOUNT / %	ASIAN PACIFIC AMOUNT / %	NATIVE AMERICAN AMOUNT / %	SERVICE-DISABLED VETERAN AMOUNT / %
-----------	-------------------	----------------------------------	------------------	---------------------	------------------	--------------------------	----------------------------	-------------------------------------

227 - COURT OF APPEALS - SEVENTH COURT - HEAVY CONSTRUCTION UNADJUSTED GOAL IS 11.2%

T	0	0 / 0%	0 / 0%	0 / 0%	0 / 0%	0 / 0%	0 / 0%	0 / 0%
N	0	0 / 0%	0 / 0%	0 / 0%	0 / 0%	0 / 0%	0 / 0%	0 / 0%
S	***	0 / 0%	0 / 0%	0 / 0%	0 / 0%	0 / 0%	0 / 0%	0 / 0%
-TC	0	0 / 0%	0 / 0%	0 / 0%	0 / 0%	0 / 0%	0 / 0%	0 / 0%
-I	0	0 / 0%	0 / 0%	0 / 0%	0 / 0%	0 / 0%	0 / 0%	0 / 0%
	0	0 / 0%	0 / 0%	0 / 0%	0 / 0%	0 / 0%	0 / 0%	0 / 0%

227 - COURT OF APPEALS - SEVENTH COURT - BUILDING CONSTRUCTION UNADJUSTED GOAL IS 21.1%

T	0	0 / 0%	0 / 0%	0 / 0%	0 / 0%	0 / 0%	0 / 0%	0 / 0%
N	0	0 / 0%	0 / 0%	0 / 0%	0 / 0%	0 / 0%	0 / 0%	0 / 0%
S	***	0 / 0%	0 / 0%	0 / 0%	0 / 0%	0 / 0%	0 / 0%	0 / 0%
-TC	0	0 / 0%	0 / 0%	0 / 0%	0 / 0%	0 / 0%	0 / 0%	0 / 0%
-I	0	0 / 0%	0 / 0%	0 / 0%	0 / 0%	0 / 0%	0 / 0%	0 / 0%
	0	0 / 0%	0 / 0%	0 / 0%	0 / 0%	0 / 0%	0 / 0%	0 / 0%

227 - COURT OF APPEALS - SEVENTH COURT - SPECIAL TRADE UNADJUSTED GOAL IS 32.9%

T	0	0 / 0%	0 / 0%	0 / 0%	0 / 0%	0 / 0%	0 / 0%	0 / 0%
N	0	0 / 0%	0 / 0%	0 / 0%	0 / 0%	0 / 0%	0 / 0%	0 / 0%
S	***	0 / 0%	0 / 0%	0 / 0%	0 / 0%	0 / 0%	0 / 0%	0 / 0%
-TC	0	0 / 0%	0 / 0%	0 / 0%	0 / 0%	0 / 0%	0 / 0%	0 / 0%
-I	0	0 / 0%	0 / 0%	0 / 0%	0 / 0%	0 / 0%	0 / 0%	0 / 0%
	0	0 / 0%	0 / 0%	0 / 0%	0 / 0%	0 / 0%	0 / 0%	0 / 0%

*** DOLLARS REPORTED BUT NOT SHOWN IN THESE COLUMNS. T=TREASURY, N=NON-TREASURY, S=SUBCONTRACTOR FUNDS & PROCUREMENT CARD HUB PURCHASES, TC=TERM CONTRACT, I= INTER GOVERNMENTAL



TEXAS HISTORICALLY UNDERUTILIZED BUSINESS (HUB) SEMI-ANNUAL REPORT RECEIVED FOR FISCAL YEAR 2024

SECTION VII - STATE AGENCY EXPENDITURE DATA

FUND TYPE	TOTAL EXPENDITURE	TOTAL SPENT WITH HUBS AMOUNT / %	BLACK AMOUNT / %	HISPANIC AMOUNT / %	WOMAN AMOUNT / %	ASIAN PACIFIC AMOUNT / %	NATIVE AMERICAN AMOUNT / %	SERVICE-DISABLED VETERAN AMOUNT / %
-----------	-------------------	----------------------------------	------------------	---------------------	------------------	--------------------------	----------------------------	-------------------------------------

227 - COURT OF APPEALS - SEVENTH COURT - PROFESSIONAL SERVICES UNADJUSTED GOAL IS 23.7%

T	0	0 / 0%	0 / 0%	0 / 0%	0 / 0%	0 / 0%	0 / 0%	0 / 0%
N	0	0 / 0%	0 / 0%	0 / 0%	0 / 0%	0 / 0%	0 / 0%	0 / 0%
S	***	0 / 0%	0 / 0%	0 / 0%	0 / 0%	0 / 0%	0 / 0%	0 / 0%
-TC	0	0 / 0%	0 / 0%	0 / 0%	0 / 0%	0 / 0%	0 / 0%	0 / 0%
-I	0	0 / 0%	0 / 0%	0 / 0%	0 / 0%	0 / 0%	0 / 0%	0 / 0%
	0	0 / 0%	0 / 0%	0 / 0%	0 / 0%	0 / 0%	0 / 0%	0 / 0%

227 - COURT OF APPEALS - SEVENTH COURT - OTHER SERVICES UNADJUSTED GOAL IS 26%

T	\$16,723	0 / 0%	0 / 0%	0 / 0%	0 / 0%	0 / 0%	0 / 0%	0 / 0%
N	0	0 / 0%	0 / 0%	0 / 0%	0 / 0%	0 / 0%	0 / 0%	0 / 0%
S	***	0 / 0%	0 / 0%	0 / 0%	0 / 0%	0 / 0%	0 / 0%	0 / 0%
-TC	0	0 / 0%	0 / 0%	0 / 0%	0 / 0%	0 / 0%	0 / 0%	0 / 0%
-I	0	0 / 0%	0 / 0%	0 / 0%	0 / 0%	0 / 0%	0 / 0%	0 / 0%
	\$16,723	0 / 0%	0 / 0%	0 / 0%	0 / 0%	0 / 0%	0 / 0%	0 / 0%

227 - COURT OF APPEALS - SEVENTH COURT - COMMODITY PURCHASING UNADJUSTED GOAL IS 21.1%

T	\$1,307	\$1,199 / 91.74%	0 / 0%	0 / 0%	\$1,199 / 91.74%	0 / 0%	0 / 0%	0 / 0%
N	0	0 / 0%	0 / 0%	0 / 0%	0 / 0%	0 / 0%	0 / 0%	0 / 0%
S	***	0 / 0%	0 / 0%	0 / 0%	0 / 0%	0 / 0%	0 / 0%	0 / 0%
-TC	0	0 / 0%	0 / 0%	0 / 0%	0 / 0%	0 / 0%	0 / 0%	0 / 0%
-I	0	0 / 0%	0 / 0%	0 / 0%	0 / 0%	0 / 0%	0 / 0%	0 / 0%
	\$1,307	\$1,199 / 91.74%	0 / 0%	0 / 0%	\$1,199 / 91.74%	0 / 0%	0 / 0%	0 / 0%

*** DOLLARS REPORTED BUT NOT SHOWN IN THESE COLUMNS. T=TREASURY, N=NON-TREASURY, S=SUBCONTRACTOR FUNDS & PROCUREMENT CARD HUB PURCHASES, TC=TERM CONTRACT, I= INTER GOVERNMENTAL



TEXAS HISTORICALLY UNDERUTILIZED BUSINESS (HUB) SEMI-ANNUAL REPORT RECEIVED FOR FISCAL YEAR 2024

SECTION VII - STATE AGENCY EXPENDITURE DATA

FUND TYPE	TOTAL EXPENDITURE	TOTAL SPENT WITH HUBS AMOUNT / %	BLACK AMOUNT / %	HISPANIC AMOUNT / %	WOMAN AMOUNT / %	ASIAN PACIFIC AMOUNT / %	NATIVE AMERICAN AMOUNT / %	SERVICE-DISABLED VETERAN AMOUNT / %
227 - COURT OF APPEALS - SEVENTH COURT - Statewide Grand Total Expenditures								
T	\$18,031	\$1,199 / 6.65%	0 / 0%	0 / 0%	\$1,199 / 6.65%	0 / 0%	0 / 0%	0 / 0%
N	0	0 / 0%	0 / 0%	0 / 0%	0 / 0%	0 / 0%	0 / 0%	0 / 0%
S	***	0 / 0%	0 / 0%	0 / 0%	0 / 0%	0 / 0%	0 / 0%	0 / 0%
-TC	0	0 / 0%	0 / 0%	0 / 0%	0 / 0%	0 / 0%	0 / 0%	0 / 0%
-I	0	0 / 0%	0 / 0%	0 / 0%	0 / 0%	0 / 0%	0 / 0%	0 / 0%
	\$18,031	\$1,199 / 6.65%	0 / 0%	0 / 0%	\$1,199 / 6.65%	0 / 0%	0 / 0%	0 / 0%

*** DOLLARS REPORTED BUT NOT SHOWN IN THESE COLUMNS. T=TREASURY, N=NON-TREASURY, S=SUBCONTRACTOR FUNDS & PROCUREMENT CARD HUB PURCHASES, TC=TERM CONTRACT, I= INTER GOVERNMENTAL



TEXAS HISTORICALLY UNDERUTILIZED BUSINESS (HUB) SEMI-ANNUAL REPORT RECEIVED FOR FISCAL YEAR 2024

SECTION VII - STATE AGENCY EXPENDITURE DATA

FUND TYPE	TOTAL EXPENDITURE	TOTAL SPENT WITH HUBS AMOUNT / %	BLACK AMOUNT / %	HISPANIC AMOUNT / %	WOMAN AMOUNT / %	ASIAN PACIFIC AMOUNT / %	NATIVE AMERICAN AMOUNT / %	SERVICE-DISABLED VETERAN AMOUNT / %
-----------	-------------------	----------------------------------	------------------	---------------------	------------------	--------------------------	----------------------------	-------------------------------------

228 - COURT OF APPEALS - EIGHTH COURT - HEAVY CONSTRUCTION UNADJUSTED GOAL IS 11.2%

T	0	0 / 0%	0 / 0%	0 / 0%	0 / 0%	0 / 0%	0 / 0%	0 / 0%
N	0	0 / 0%	0 / 0%	0 / 0%	0 / 0%	0 / 0%	0 / 0%	0 / 0%
S	***	0 / 0%	0 / 0%	0 / 0%	0 / 0%	0 / 0%	0 / 0%	0 / 0%
-TC	0	0 / 0%	0 / 0%	0 / 0%	0 / 0%	0 / 0%	0 / 0%	0 / 0%
-I	0	0 / 0%	0 / 0%	0 / 0%	0 / 0%	0 / 0%	0 / 0%	0 / 0%
	0	0 / 0%	0 / 0%	0 / 0%	0 / 0%	0 / 0%	0 / 0%	0 / 0%

228 - COURT OF APPEALS - EIGHTH COURT - BUILDING CONSTRUCTION UNADJUSTED GOAL IS 21.1%

T	0	0 / 0%	0 / 0%	0 / 0%	0 / 0%	0 / 0%	0 / 0%	0 / 0%
N	0	0 / 0%	0 / 0%	0 / 0%	0 / 0%	0 / 0%	0 / 0%	0 / 0%
S	***	0 / 0%	0 / 0%	0 / 0%	0 / 0%	0 / 0%	0 / 0%	0 / 0%
-TC	0	0 / 0%	0 / 0%	0 / 0%	0 / 0%	0 / 0%	0 / 0%	0 / 0%
-I	0	0 / 0%	0 / 0%	0 / 0%	0 / 0%	0 / 0%	0 / 0%	0 / 0%
	0	0 / 0%	0 / 0%	0 / 0%	0 / 0%	0 / 0%	0 / 0%	0 / 0%

228 - COURT OF APPEALS - EIGHTH COURT - SPECIAL TRADE UNADJUSTED GOAL IS 32.9%

T	0	0 / 0%	0 / 0%	0 / 0%	0 / 0%	0 / 0%	0 / 0%	0 / 0%
N	0	0 / 0%	0 / 0%	0 / 0%	0 / 0%	0 / 0%	0 / 0%	0 / 0%
S	***	0 / 0%	0 / 0%	0 / 0%	0 / 0%	0 / 0%	0 / 0%	0 / 0%
-TC	0	0 / 0%	0 / 0%	0 / 0%	0 / 0%	0 / 0%	0 / 0%	0 / 0%
-I	0	0 / 0%	0 / 0%	0 / 0%	0 / 0%	0 / 0%	0 / 0%	0 / 0%
	0	0 / 0%	0 / 0%	0 / 0%	0 / 0%	0 / 0%	0 / 0%	0 / 0%

*** DOLLARS REPORTED BUT NOT SHOWN IN THESE COLUMNS. T=TREASURY, N=NON-TREASURY, S=SUBCONTRACTOR FUNDS & PROCUREMENT CARD HUB PURCHASES, TC=TERM CONTRACT, I= INTER GOVERNMENTAL



TEXAS HISTORICALLY UNDERUTILIZED BUSINESS (HUB) SEMI-ANNUAL REPORT RECEIVED FOR FISCAL YEAR 2024

SECTION VII - STATE AGENCY EXPENDITURE DATA

FUND TYPE	TOTAL EXPENDITURE	TOTAL SPENT WITH HUBS AMOUNT / %	BLACK AMOUNT / %	HISPANIC AMOUNT / %	WOMAN AMOUNT / %	ASIAN PACIFIC AMOUNT / %	NATIVE AMERICAN AMOUNT / %	SERVICE-DISABLED VETERAN AMOUNT / %
228 - COURT OF APPEALS - EIGHTH COURT - PROFESSIONAL SERVICES UNADJUSTED GOAL IS 23.7%								
T	0	0 / 0%	0 / 0%	0 / 0%	0 / 0%	0 / 0%	0 / 0%	0 / 0%
N	0	0 / 0%	0 / 0%	0 / 0%	0 / 0%	0 / 0%	0 / 0%	0 / 0%
S	***	0 / 0%	0 / 0%	0 / 0%	0 / 0%	0 / 0%	0 / 0%	0 / 0%
-TC	0	0 / 0%	0 / 0%	0 / 0%	0 / 0%	0 / 0%	0 / 0%	0 / 0%
-I	0	0 / 0%	0 / 0%	0 / 0%	0 / 0%	0 / 0%	0 / 0%	0 / 0%
	0	0 / 0%	0 / 0%	0 / 0%	0 / 0%	0 / 0%	0 / 0%	0 / 0%

228 - COURT OF APPEALS - EIGHTH COURT - OTHER SERVICES UNADJUSTED GOAL IS 26%								
T	\$22,015	0 / 0%	0 / 0%	0 / 0%	0 / 0%	0 / 0%	0 / 0%	0 / 0%
N	0	0 / 0%	0 / 0%	0 / 0%	0 / 0%	0 / 0%	0 / 0%	0 / 0%
S	***	0 / 0%	0 / 0%	0 / 0%	0 / 0%	0 / 0%	0 / 0%	0 / 0%
-TC	\$257	0 / 0%	0 / 0%	0 / 0%	0 / 0%	0 / 0%	0 / 0%	0 / 0%
-I	0	0 / 0%	0 / 0%	0 / 0%	0 / 0%	0 / 0%	0 / 0%	0 / 0%
	\$21,758	0 / 0%	0 / 0%	0 / 0%	0 / 0%	0 / 0%	0 / 0%	0 / 0%

228 - COURT OF APPEALS - EIGHTH COURT - COMMODITY PURCHASING UNADJUSTED GOAL IS 21.1%								
T	\$7,438	\$7,438 / 100.00%	\$2,985 / 40.14%	\$4,452 / 59.86%	0 / 0%	0 / 0%	0 / 0%	0 / 0%
N	0	0 / 0%	0 / 0%	0 / 0%	0 / 0%	0 / 0%	0 / 0%	0 / 0%
S	***	0 / 0%	0 / 0%	0 / 0%	0 / 0%	0 / 0%	0 / 0%	0 / 0%
-TC	0	0 / 0%	0 / 0%	0 / 0%	0 / 0%	0 / 0%	0 / 0%	0 / 0%
-I	0	0 / 0%	0 / 0%	0 / 0%	0 / 0%	0 / 0%	0 / 0%	0 / 0%
	\$7,438	\$7,438 / 100.00%	\$2,985 / 40.14%	\$4,452 / 59.86%	0 / 0%	0 / 0%	0 / 0%	0 / 0%

*** DOLLARS REPORTED BUT NOT SHOWN IN THESE COLUMNS. T=TREASURY, N=NON-TREASURY, S=SUBCONTRACTOR FUNDS & PROCUREMENT CARD HUB PURCHASES, TC=TERM CONTRACT, I= INTER GOVERNMENTAL



TEXAS HISTORICALLY UNDERUTILIZED BUSINESS (HUB) SEMI-ANNUAL REPORT RECEIVED FOR FISCAL YEAR 2024

SECTION VII - STATE AGENCY EXPENDITURE DATA

FUND TYPE	TOTAL EXPENDITURE	TOTAL SPENT WITH HUBS AMOUNT / %	BLACK AMOUNT / %	HISPANIC AMOUNT / %	WOMAN AMOUNT / %	ASIAN PACIFIC AMOUNT / %	NATIVE AMERICAN AMOUNT / %	SERVICE-DISABLED VETERAN AMOUNT / %
228 - COURT OF APPEALS - EIGHTH COURT - Statewide Grand Total Expenditures								
T	\$29,453	\$7,438 / 25.25%	\$2,985 / 10.14%	\$4,452 / 15.12%	0 / 0%	0 / 0%	0 / 0%	0 / 0%
N	0	0 / 0%	0 / 0%	0 / 0%	0 / 0%	0 / 0%	0 / 0%	0 / 0%
S	***	0 / 0%	0 / 0%	0 / 0%	0 / 0%	0 / 0%	0 / 0%	0 / 0%
-TC	\$257	0 / 0%	0 / 0%	0 / 0%	0 / 0%	0 / 0%	0 / 0%	0 / 0%
-I	0	0 / 0%	0 / 0%	0 / 0%	0 / 0%	0 / 0%	0 / 0%	0 / 0%
	\$29,196	\$7,438 / 25.25%	\$2,985 / 10.14%	\$4,452 / 15.12%	0 / 0%	0 / 0%	0 / 0%	0 / 0%

*** DOLLARS REPORTED BUT NOT SHOWN IN THESE COLUMNS. T=TREASURY, N=NON-TREASURY, S=SUBCONTRACTOR FUNDS & PROCUREMENT CARD HUB PURCHASES, TC=TERM CONTRACT, I= INTER GOVERNMENTAL



TEXAS HISTORICALLY UNDERUTILIZED BUSINESS (HUB) SEMI-ANNUAL REPORT RECEIVED FOR FISCAL YEAR 2024

SECTION VII - STATE AGENCY EXPENDITURE DATA

FUND TYPE	TOTAL EXPENDITURE	TOTAL SPENT WITH HUBS AMOUNT / %	BLACK AMOUNT / %	HISPANIC AMOUNT / %	WOMAN AMOUNT / %	ASIAN PACIFIC AMOUNT / %	NATIVE AMERICAN AMOUNT / %	SERVICE-DISABLED VETERAN AMOUNT / %
-----------	-------------------	----------------------------------	------------------	---------------------	------------------	--------------------------	----------------------------	-------------------------------------

230 - COURT OF APPEALS - TENTH COURT - HEAVY CONSTRUCTION UNADJUSTED GOAL IS 11.2%

T	0	0 / 0%	0 / 0%	0 / 0%	0 / 0%	0 / 0%	0 / 0%	0 / 0%
N	0	0 / 0%	0 / 0%	0 / 0%	0 / 0%	0 / 0%	0 / 0%	0 / 0%
S	***	0 / 0%	0 / 0%	0 / 0%	0 / 0%	0 / 0%	0 / 0%	0 / 0%
-TC	0	0 / 0%	0 / 0%	0 / 0%	0 / 0%	0 / 0%	0 / 0%	0 / 0%
-I	0	0 / 0%	0 / 0%	0 / 0%	0 / 0%	0 / 0%	0 / 0%	0 / 0%
	0	0 / 0%	0 / 0%	0 / 0%	0 / 0%	0 / 0%	0 / 0%	0 / 0%

230 - COURT OF APPEALS - TENTH COURT - BUILDING CONSTRUCTION UNADJUSTED GOAL IS 21.1%

T	0	0 / 0%	0 / 0%	0 / 0%	0 / 0%	0 / 0%	0 / 0%	0 / 0%
N	0	0 / 0%	0 / 0%	0 / 0%	0 / 0%	0 / 0%	0 / 0%	0 / 0%
S	***	0 / 0%	0 / 0%	0 / 0%	0 / 0%	0 / 0%	0 / 0%	0 / 0%
-TC	0	0 / 0%	0 / 0%	0 / 0%	0 / 0%	0 / 0%	0 / 0%	0 / 0%
-I	0	0 / 0%	0 / 0%	0 / 0%	0 / 0%	0 / 0%	0 / 0%	0 / 0%
	0	0 / 0%	0 / 0%	0 / 0%	0 / 0%	0 / 0%	0 / 0%	0 / 0%

230 - COURT OF APPEALS - TENTH COURT - SPECIAL TRADE UNADJUSTED GOAL IS 32.9%

T	0	0 / 0%	0 / 0%	0 / 0%	0 / 0%	0 / 0%	0 / 0%	0 / 0%
N	0	0 / 0%	0 / 0%	0 / 0%	0 / 0%	0 / 0%	0 / 0%	0 / 0%
S	***	0 / 0%	0 / 0%	0 / 0%	0 / 0%	0 / 0%	0 / 0%	0 / 0%
-TC	0	0 / 0%	0 / 0%	0 / 0%	0 / 0%	0 / 0%	0 / 0%	0 / 0%
-I	0	0 / 0%	0 / 0%	0 / 0%	0 / 0%	0 / 0%	0 / 0%	0 / 0%
	0	0 / 0%	0 / 0%	0 / 0%	0 / 0%	0 / 0%	0 / 0%	0 / 0%

*** DOLLARS REPORTED BUT NOT SHOWN IN THESE COLUMNS. T=TREASURY, N=NON-TREASURY, S=SUBCONTRACTOR FUNDS & PROCUREMENT CARD HUB PURCHASES, TC=TERM CONTRACT, I= INTER GOVERNMENTAL



TEXAS HISTORICALLY UNDERUTILIZED BUSINESS (HUB) SEMI-ANNUAL REPORT RECEIVED FOR FISCAL YEAR 2024

SECTION VII - STATE AGENCY EXPENDITURE DATA

FUND TYPE	TOTAL EXPENDITURE	TOTAL SPENT WITH HUBS AMOUNT / %	BLACK AMOUNT / %	HISPANIC AMOUNT / %	WOMAN AMOUNT / %	ASIAN PACIFIC AMOUNT / %	NATIVE AMERICAN AMOUNT / %	SERVICE-DISABLED VETERAN AMOUNT / %
-----------	-------------------	----------------------------------	------------------	---------------------	------------------	--------------------------	----------------------------	-------------------------------------

230 - COURT OF APPEALS - TENTH COURT - PROFESSIONAL SERVICES UNADJUSTED GOAL IS 23.7%

T	0	0 / 0%	0 / 0%	0 / 0%	0 / 0%	0 / 0%	0 / 0%	0 / 0%
N	0	0 / 0%	0 / 0%	0 / 0%	0 / 0%	0 / 0%	0 / 0%	0 / 0%
S	***	0 / 0%	0 / 0%	0 / 0%	0 / 0%	0 / 0%	0 / 0%	0 / 0%
-TC	0	0 / 0%	0 / 0%	0 / 0%	0 / 0%	0 / 0%	0 / 0%	0 / 0%
-I	0	0 / 0%	0 / 0%	0 / 0%	0 / 0%	0 / 0%	0 / 0%	0 / 0%
	0	0 / 0%	0 / 0%	0 / 0%	0 / 0%	0 / 0%	0 / 0%	0 / 0%

230 - COURT OF APPEALS - TENTH COURT - OTHER SERVICES UNADJUSTED GOAL IS 26%

T	\$12,411	\$5,250 / 42.30%	0 / 0%	\$5,250 / 42.30%	0 / 0%	0 / 0%	0 / 0%	0 / 0%
N	0	0 / 0%	0 / 0%	0 / 0%	0 / 0%	0 / 0%	0 / 0%	0 / 0%
S	***	0 / 0%	0 / 0%	0 / 0%	0 / 0%	0 / 0%	0 / 0%	0 / 0%
-TC	\$124	0 / 0%	0 / 0%	0 / 0%	0 / 0%	0 / 0%	0 / 0%	0 / 0%
-I	0	0 / 0%	0 / 0%	0 / 0%	0 / 0%	0 / 0%	0 / 0%	0 / 0%
	\$12,287	\$5,250 / 42.30%	0 / 0%	\$5,250 / 42.30%	0 / 0%	0 / 0%	0 / 0%	0 / 0%

230 - COURT OF APPEALS - TENTH COURT - COMMODITY PURCHASING UNADJUSTED GOAL IS 21.1%

T	\$2,509	\$164 / 6.55%	\$164 / 6.55%	0 / 0%	0 / 0%	0 / 0%	0 / 0%	0 / 0%
N	0	0 / 0%	0 / 0%	0 / 0%	0 / 0%	0 / 0%	0 / 0%	0 / 0%
S	***	0 / 0%	0 / 0%	0 / 0%	0 / 0%	0 / 0%	0 / 0%	0 / 0%
-TC	\$725	0 / 0%	0 / 0%	0 / 0%	0 / 0%	0 / 0%	0 / 0%	0 / 0%
-I	0	0 / 0%	0 / 0%	0 / 0%	0 / 0%	0 / 0%	0 / 0%	0 / 0%
	\$1,784	\$164 / 6.55%	\$164 / 6.55%	0 / 0%	0 / 0%	0 / 0%	0 / 0%	0 / 0%

*** DOLLARS REPORTED BUT NOT SHOWN IN THESE COLUMNS. T=TREASURY, N=NON-TREASURY, S=SUBCONTRACTOR FUNDS & PROCUREMENT CARD HUB PURCHASES, TC=TERM CONTRACT, I= INTER GOVERNMENTAL



TEXAS HISTORICALLY UNDERUTILIZED BUSINESS (HUB) SEMI-ANNUAL REPORT RECEIVED FOR FISCAL YEAR 2024

SECTION VII - STATE AGENCY EXPENDITURE DATA

FUND TYPE	TOTAL EXPENDITURE	TOTAL SPENT WITH HUBS AMOUNT / %	BLACK AMOUNT / %	HISPANIC AMOUNT / %	WOMAN AMOUNT / %	ASIAN PACIFIC AMOUNT / %	NATIVE AMERICAN AMOUNT / %	SERVICE-DISABLED VETERAN AMOUNT / %
230 - COURT OF APPEALS - TENTH COURT - Statewide Grand Total Expenditures								
T	\$14,920	\$5,414 / 36.29%	\$164 / 1.10%	\$5,250 / 35.19%	0 / 0%	0 / 0%	0 / 0%	0 / 0%
N	0	0 / 0%	0 / 0%	0 / 0%	0 / 0%	0 / 0%	0 / 0%	0 / 0%
S	***	0 / 0%	0 / 0%	0 / 0%	0 / 0%	0 / 0%	0 / 0%	0 / 0%
-TC	\$849	0 / 0%	0 / 0%	0 / 0%	0 / 0%	0 / 0%	0 / 0%	0 / 0%
-I	0	0 / 0%	0 / 0%	0 / 0%	0 / 0%	0 / 0%	0 / 0%	0 / 0%
	\$14,071	\$5,414 / 36.29%	\$164 / 1.10%	\$5,250 / 35.19%	0 / 0%	0 / 0%	0 / 0%	0 / 0%

*** DOLLARS REPORTED BUT NOT SHOWN IN THESE COLUMNS. T=TREASURY, N=NON-TREASURY, S=SUBCONTRACTOR FUNDS & PROCUREMENT CARD HUB PURCHASES, TC=TERM CONTRACT, I= INTER GOVERNMENTAL



TEXAS HISTORICALLY UNDERUTILIZED BUSINESS (HUB) SEMI-ANNUAL REPORT RECEIVED FOR FISCAL YEAR 2024

SECTION VII - STATE AGENCY EXPENDITURE DATA

FUND TYPE	TOTAL EXPENDITURE	TOTAL SPENT WITH HUBS AMOUNT / %	BLACK AMOUNT / %	HISPANIC AMOUNT / %	WOMAN AMOUNT / %	ASIAN PACIFIC AMOUNT / %	NATIVE AMERICAN AMOUNT / %	SERVICE-DISABLED VETERAN AMOUNT / %
-----------	-------------------	----------------------------------	------------------	---------------------	------------------	--------------------------	----------------------------	-------------------------------------

231 - COURT OF APPEALS - ELEVENTH COURT - HEAVY CONSTRUCTION UNADJUSTED GOAL IS 11.2%

T	0	0 / 0%	0 / 0%	0 / 0%	0 / 0%	0 / 0%	0 / 0%	0 / 0%
N	0	0 / 0%	0 / 0%	0 / 0%	0 / 0%	0 / 0%	0 / 0%	0 / 0%
S	***	0 / 0%	0 / 0%	0 / 0%	0 / 0%	0 / 0%	0 / 0%	0 / 0%
-TC	0	0 / 0%	0 / 0%	0 / 0%	0 / 0%	0 / 0%	0 / 0%	0 / 0%
-I	0	0 / 0%	0 / 0%	0 / 0%	0 / 0%	0 / 0%	0 / 0%	0 / 0%
	0	0 / 0%	0 / 0%	0 / 0%	0 / 0%	0 / 0%	0 / 0%	0 / 0%

231 - COURT OF APPEALS - ELEVENTH COURT - BUILDING CONSTRUCTION UNADJUSTED GOAL IS 21.1%

T	0	0 / 0%	0 / 0%	0 / 0%	0 / 0%	0 / 0%	0 / 0%	0 / 0%
N	0	0 / 0%	0 / 0%	0 / 0%	0 / 0%	0 / 0%	0 / 0%	0 / 0%
S	***	0 / 0%	0 / 0%	0 / 0%	0 / 0%	0 / 0%	0 / 0%	0 / 0%
-TC	0	0 / 0%	0 / 0%	0 / 0%	0 / 0%	0 / 0%	0 / 0%	0 / 0%
-I	0	0 / 0%	0 / 0%	0 / 0%	0 / 0%	0 / 0%	0 / 0%	0 / 0%
	0	0 / 0%	0 / 0%	0 / 0%	0 / 0%	0 / 0%	0 / 0%	0 / 0%

231 - COURT OF APPEALS - ELEVENTH COURT - SPECIAL TRADE UNADJUSTED GOAL IS 32.9%

T	\$1,636	0 / 0%	0 / 0%	0 / 0%	0 / 0%	0 / 0%	0 / 0%	0 / 0%
N	0	0 / 0%	0 / 0%	0 / 0%	0 / 0%	0 / 0%	0 / 0%	0 / 0%
S	***	0 / 0%	0 / 0%	0 / 0%	0 / 0%	0 / 0%	0 / 0%	0 / 0%
-TC	0	0 / 0%	0 / 0%	0 / 0%	0 / 0%	0 / 0%	0 / 0%	0 / 0%
-I	0	0 / 0%	0 / 0%	0 / 0%	0 / 0%	0 / 0%	0 / 0%	0 / 0%
	\$1,636	0 / 0%	0 / 0%	0 / 0%	0 / 0%	0 / 0%	0 / 0%	0 / 0%

*** DOLLARS REPORTED BUT NOT SHOWN IN THESE COLUMNS. T=TREASURY, N=NON-TREASURY, S=SUBCONTRACTOR FUNDS & PROCUREMENT CARD HUB PURCHASES, TC=TERM CONTRACT, I= INTER GOVERNMENTAL



TEXAS HISTORICALLY UNDERUTILIZED BUSINESS (HUB) SEMI-ANNUAL REPORT RECEIVED FOR FISCAL YEAR 2024

SECTION VII - STATE AGENCY EXPENDITURE DATA

FUND TYPE	TOTAL EXPENDITURE	TOTAL SPENT WITH HUBS AMOUNT / %	BLACK AMOUNT / %	HISPANIC AMOUNT / %	WOMAN AMOUNT / %	ASIAN PACIFIC AMOUNT / %	NATIVE AMERICAN AMOUNT / %	SERVICE-DISABLED VETERAN AMOUNT / %
-----------	-------------------	----------------------------------	------------------	---------------------	------------------	--------------------------	----------------------------	-------------------------------------

231 - COURT OF APPEALS - ELEVENTH COURT - PROFESSIONAL SERVICES UNADJUSTED GOAL IS 23.7%

T	0	0 / 0%	0 / 0%	0 / 0%	0 / 0%	0 / 0%	0 / 0%	0 / 0%
N	0	0 / 0%	0 / 0%	0 / 0%	0 / 0%	0 / 0%	0 / 0%	0 / 0%
S	***	0 / 0%	0 / 0%	0 / 0%	0 / 0%	0 / 0%	0 / 0%	0 / 0%
-TC	0	0 / 0%	0 / 0%	0 / 0%	0 / 0%	0 / 0%	0 / 0%	0 / 0%
-I	0	0 / 0%	0 / 0%	0 / 0%	0 / 0%	0 / 0%	0 / 0%	0 / 0%
	0	0 / 0%	0 / 0%	0 / 0%	0 / 0%	0 / 0%	0 / 0%	0 / 0%

231 - COURT OF APPEALS - ELEVENTH COURT - OTHER SERVICES UNADJUSTED GOAL IS 26%

T	\$20,819	0 / 0%	0 / 0%	0 / 0%	0 / 0%	0 / 0%	0 / 0%	0 / 0%
N	0	0 / 0%	0 / 0%	0 / 0%	0 / 0%	0 / 0%	0 / 0%	0 / 0%
S	***	0 / 0%	0 / 0%	0 / 0%	0 / 0%	0 / 0%	0 / 0%	0 / 0%
-TC	\$57	0 / 0%	0 / 0%	0 / 0%	0 / 0%	0 / 0%	0 / 0%	0 / 0%
-I	0	0 / 0%	0 / 0%	0 / 0%	0 / 0%	0 / 0%	0 / 0%	0 / 0%
	\$20,762	0 / 0%	0 / 0%	0 / 0%	0 / 0%	0 / 0%	0 / 0%	0 / 0%

231 - COURT OF APPEALS - ELEVENTH COURT - COMMODITY PURCHASING UNADJUSTED GOAL IS 21.1%

T	\$11,333	\$401 / 3.54%	0 / 0%	0 / 0%	\$401 / 3.54%	0 / 0%	0 / 0%	0 / 0%
N	0	0 / 0%	0 / 0%	0 / 0%	0 / 0%	0 / 0%	0 / 0%	0 / 0%
S	***	0 / 0%	0 / 0%	0 / 0%	0 / 0%	0 / 0%	0 / 0%	0 / 0%
-TC	\$550	0 / 0%	0 / 0%	0 / 0%	0 / 0%	0 / 0%	0 / 0%	0 / 0%
-I	0	0 / 0%	0 / 0%	0 / 0%	0 / 0%	0 / 0%	0 / 0%	0 / 0%
	\$10,783	\$401 / 3.54%	0 / 0%	0 / 0%	\$401 / 3.54%	0 / 0%	0 / 0%	0 / 0%

*** DOLLARS REPORTED BUT NOT SHOWN IN THESE COLUMNS. T=TREASURY, N=NON-TREASURY, S=SUBCONTRACTOR FUNDS & PROCUREMENT CARD HUB PURCHASES, TC=TERM CONTRACT, I= INTER GOVERNMENTAL



TEXAS HISTORICALLY UNDERUTILIZED BUSINESS (HUB) SEMI-ANNUAL REPORT RECEIVED FOR FISCAL YEAR 2024

SECTION VII - STATE AGENCY EXPENDITURE DATA

FUND TYPE	TOTAL EXPENDITURE	TOTAL SPENT WITH HUBS AMOUNT / %	BLACK AMOUNT / %	HISPANIC AMOUNT / %	WOMAN AMOUNT / %	ASIAN PACIFIC AMOUNT / %	NATIVE AMERICAN AMOUNT / %	SERVICE-DISABLED VETERAN AMOUNT / %
231 - COURT OF APPEALS - ELEVENTH COURT - Statewide Grand Total Expenditures								
T	\$33,788	\$401 / 1.19%	0 / 0%	0 / 0%	\$401 / 1.19%	0 / 0%	0 / 0%	0 / 0%
N	0	0 / 0%	0 / 0%	0 / 0%	0 / 0%	0 / 0%	0 / 0%	0 / 0%
S	***	0 / 0%	0 / 0%	0 / 0%	0 / 0%	0 / 0%	0 / 0%	0 / 0%
-TC	\$607	0 / 0%	0 / 0%	0 / 0%	0 / 0%	0 / 0%	0 / 0%	0 / 0%
-I	0	0 / 0%	0 / 0%	0 / 0%	0 / 0%	0 / 0%	0 / 0%	0 / 0%
	\$33,181	\$401 / 1.19%	0 / 0%	0 / 0%	\$401 / 1.19%	0 / 0%	0 / 0%	0 / 0%

*** DOLLARS REPORTED BUT NOT SHOWN IN THESE COLUMNS. T=TREASURY, N=NON-TREASURY, S=SUBCONTRACTOR FUNDS & PROCUREMENT CARD HUB PURCHASES, TC=TERM CONTRACT, I= INTER GOVERNMENTAL



TEXAS HISTORICALLY UNDERUTILIZED BUSINESS (HUB) SEMI-ANNUAL REPORT RECEIVED FOR FISCAL YEAR 2024

SECTION VII - STATE AGENCY EXPENDITURE DATA

FUND TYPE	TOTAL EXPENDITURE	TOTAL SPENT WITH HUBS AMOUNT / %	BLACK AMOUNT / %	HISPANIC AMOUNT / %	WOMAN AMOUNT / %	ASIAN PACIFIC AMOUNT / %	NATIVE AMERICAN AMOUNT / %	SERVICE-DISABLED VETERAN AMOUNT / %
232 - COURT OF APPEALS - TWELFTH DISTRICT - HEAVY CONSTRUCTION UNADJUSTED GOAL IS 11.2%								
T	0	0 / 0%	0 / 0%	0 / 0%	0 / 0%	0 / 0%	0 / 0%	0 / 0%
N	0	0 / 0%	0 / 0%	0 / 0%	0 / 0%	0 / 0%	0 / 0%	0 / 0%
S	***	0 / 0%	0 / 0%	0 / 0%	0 / 0%	0 / 0%	0 / 0%	0 / 0%
-TC	0	0 / 0%	0 / 0%	0 / 0%	0 / 0%	0 / 0%	0 / 0%	0 / 0%
-I	0	0 / 0%	0 / 0%	0 / 0%	0 / 0%	0 / 0%	0 / 0%	0 / 0%
	0	0 / 0%	0 / 0%	0 / 0%	0 / 0%	0 / 0%	0 / 0%	0 / 0%

232 - COURT OF APPEALS - TWELFTH DISTRICT - BUILDING CONSTRUCTION UNADJUSTED GOAL IS 21.1%								
T	0	0 / 0%	0 / 0%	0 / 0%	0 / 0%	0 / 0%	0 / 0%	0 / 0%
N	0	0 / 0%	0 / 0%	0 / 0%	0 / 0%	0 / 0%	0 / 0%	0 / 0%
S	***	0 / 0%	0 / 0%	0 / 0%	0 / 0%	0 / 0%	0 / 0%	0 / 0%
-TC	0	0 / 0%	0 / 0%	0 / 0%	0 / 0%	0 / 0%	0 / 0%	0 / 0%
-I	0	0 / 0%	0 / 0%	0 / 0%	0 / 0%	0 / 0%	0 / 0%	0 / 0%
	0	0 / 0%	0 / 0%	0 / 0%	0 / 0%	0 / 0%	0 / 0%	0 / 0%

232 - COURT OF APPEALS - TWELFTH DISTRICT - SPECIAL TRADE UNADJUSTED GOAL IS 32.9%								
T	0	0 / 0%	0 / 0%	0 / 0%	0 / 0%	0 / 0%	0 / 0%	0 / 0%
N	0	0 / 0%	0 / 0%	0 / 0%	0 / 0%	0 / 0%	0 / 0%	0 / 0%
S	***	0 / 0%	0 / 0%	0 / 0%	0 / 0%	0 / 0%	0 / 0%	0 / 0%
-TC	0	0 / 0%	0 / 0%	0 / 0%	0 / 0%	0 / 0%	0 / 0%	0 / 0%
-I	0	0 / 0%	0 / 0%	0 / 0%	0 / 0%	0 / 0%	0 / 0%	0 / 0%
	0	0 / 0%	0 / 0%	0 / 0%	0 / 0%	0 / 0%	0 / 0%	0 / 0%

*** DOLLARS REPORTED BUT NOT SHOWN IN THESE COLUMNS. T=TREASURY, N=NON-TREASURY, S=SUBCONTRACTOR FUNDS & PROCUREMENT CARD HUB PURCHASES, TC=TERM CONTRACT, I= INTER GOVERNMENTAL



TEXAS HISTORICALLY UNDERUTILIZED BUSINESS (HUB) SEMI-ANNUAL REPORT RECEIVED FOR FISCAL YEAR 2024

SECTION VII - STATE AGENCY EXPENDITURE DATA

FUND TYPE	TOTAL EXPENDITURE	TOTAL SPENT WITH HUBS AMOUNT / %	BLACK AMOUNT / %	HISPANIC AMOUNT / %	WOMAN AMOUNT / %	ASIAN PACIFIC AMOUNT / %	NATIVE AMERICAN AMOUNT / %	SERVICE-DISABLED VETERAN AMOUNT / %
-----------	-------------------	----------------------------------	------------------	---------------------	------------------	--------------------------	----------------------------	-------------------------------------

232 - COURT OF APPEALS - TWELFTH DISTRICT - PROFESSIONAL SERVICES UNADJUSTED GOAL IS 23.7%

T	0	0 / 0%	0 / 0%	0 / 0%	0 / 0%	0 / 0%	0 / 0%	0 / 0%
N	0	0 / 0%	0 / 0%	0 / 0%	0 / 0%	0 / 0%	0 / 0%	0 / 0%
S	***	0 / 0%	0 / 0%	0 / 0%	0 / 0%	0 / 0%	0 / 0%	0 / 0%
-TC	0	0 / 0%	0 / 0%	0 / 0%	0 / 0%	0 / 0%	0 / 0%	0 / 0%
-I	0	0 / 0%	0 / 0%	0 / 0%	0 / 0%	0 / 0%	0 / 0%	0 / 0%
	0	0 / 0%	0 / 0%	0 / 0%	0 / 0%	0 / 0%	0 / 0%	0 / 0%

232 - COURT OF APPEALS - TWELFTH DISTRICT - OTHER SERVICES UNADJUSTED GOAL IS 26%

T	\$7,218	0 / 0%	0 / 0%	0 / 0%	0 / 0%	0 / 0%	0 / 0%	0 / 0%
N	0	0 / 0%	0 / 0%	0 / 0%	0 / 0%	0 / 0%	0 / 0%	0 / 0%
S	***	0 / 0%	0 / 0%	0 / 0%	0 / 0%	0 / 0%	0 / 0%	0 / 0%
-TC	0	0 / 0%	0 / 0%	0 / 0%	0 / 0%	0 / 0%	0 / 0%	0 / 0%
-I	0	0 / 0%	0 / 0%	0 / 0%	0 / 0%	0 / 0%	0 / 0%	0 / 0%
	\$7,218	0 / 0%	0 / 0%	0 / 0%	0 / 0%	0 / 0%	0 / 0%	0 / 0%

232 - COURT OF APPEALS - TWELFTH DISTRICT - COMMODITY PURCHASING UNADJUSTED GOAL IS 21.1%

T	\$896	\$730 / 81.42%	0 / 0%	0 / 0%	\$730 / 81.42%	0 / 0%	0 / 0%	0 / 0%
N	0	0 / 0%	0 / 0%	0 / 0%	0 / 0%	0 / 0%	0 / 0%	0 / 0%
S	***	0 / 0%	0 / 0%	0 / 0%	0 / 0%	0 / 0%	0 / 0%	0 / 0%
-TC	0	0 / 0%	0 / 0%	0 / 0%	0 / 0%	0 / 0%	0 / 0%	0 / 0%
-I	0	0 / 0%	0 / 0%	0 / 0%	0 / 0%	0 / 0%	0 / 0%	0 / 0%
	\$896	\$730 / 81.42%	0 / 0%	0 / 0%	\$730 / 81.42%	0 / 0%	0 / 0%	0 / 0%

*** DOLLARS REPORTED BUT NOT SHOWN IN THESE COLUMNS. T=TREASURY, N=NON-TREASURY, S=SUBCONTRACTOR FUNDS & PROCUREMENT CARD HUB PURCHASES, TC=TERM CONTRACT, I= INTER GOVERNMENT



TEXAS HISTORICALLY UNDERUTILIZED BUSINESS (HUB) SEMI-ANNUAL REPORT RECEIVED FOR FISCAL YEAR 2024

SECTION VII - STATE AGENCY EXPENDITURE DATA

FUND TYPE	TOTAL EXPENDITURE	TOTAL SPENT WITH HUBS AMOUNT / %	BLACK AMOUNT / %	HISPANIC AMOUNT / %	WOMAN AMOUNT / %	ASIAN PACIFIC AMOUNT / %	NATIVE AMERICAN AMOUNT / %	SERVICE-DISABLED VETERAN AMOUNT / %
232 - COURT OF APPEALS - TWELFTH DISTRICT - Statewide Grand Total Expenditures								
T	\$8,115	\$730 / 8.99%	0 / 0%	0 / 0%	\$730 / 8.99%	0 / 0%	0 / 0%	0 / 0%
N	0	0 / 0%	0 / 0%	0 / 0%	0 / 0%	0 / 0%	0 / 0%	0 / 0%
S	***	0 / 0%	0 / 0%	0 / 0%	0 / 0%	0 / 0%	0 / 0%	0 / 0%
-TC	0	0 / 0%	0 / 0%	0 / 0%	0 / 0%	0 / 0%	0 / 0%	0 / 0%
-I	0	0 / 0%	0 / 0%	0 / 0%	0 / 0%	0 / 0%	0 / 0%	0 / 0%
	\$8,115	\$730 / 8.99%	0 / 0%	0 / 0%	\$730 / 8.99%	0 / 0%	0 / 0%	0 / 0%

*** DOLLARS REPORTED BUT NOT SHOWN IN THESE COLUMNS. T=TREASURY, N=NON-TREASURY, S=SUBCONTRACTOR FUNDS & PROCUREMENT CARD HUB PURCHASES, TC=TERM CONTRACT, I= INTER GOVERNMENTAL



TEXAS HISTORICALLY UNDERUTILIZED BUSINESS (HUB) SEMI-ANNUAL REPORT RECEIVED FOR FISCAL YEAR 2024

SECTION VII - STATE AGENCY EXPENDITURE DATA

FUND TYPE	TOTAL EXPENDITURE	TOTAL SPENT WITH HUBS AMOUNT / %	BLACK AMOUNT / %	HISPANIC AMOUNT / %	WOMAN AMOUNT / %	ASIAN PACIFIC AMOUNT / %	NATIVE AMERICAN AMOUNT / %	SERVICE-DISABLED VETERAN AMOUNT / %
-----------	-------------------	----------------------------------	------------------	---------------------	------------------	--------------------------	----------------------------	-------------------------------------

233 - COURT OF APPEALS - THIRTEENTH COURT - HEAVY CONSTRUCTION UNADJUSTED GOAL IS 11.2%

T	0	0 / 0%	0 / 0%	0 / 0%	0 / 0%	0 / 0%	0 / 0%	0 / 0%
N	0	0 / 0%	0 / 0%	0 / 0%	0 / 0%	0 / 0%	0 / 0%	0 / 0%
S	***	0 / 0%	0 / 0%	0 / 0%	0 / 0%	0 / 0%	0 / 0%	0 / 0%
-TC	0	0 / 0%	0 / 0%	0 / 0%	0 / 0%	0 / 0%	0 / 0%	0 / 0%
-I	0	0 / 0%	0 / 0%	0 / 0%	0 / 0%	0 / 0%	0 / 0%	0 / 0%
	0	0 / 0%	0 / 0%	0 / 0%	0 / 0%	0 / 0%	0 / 0%	0 / 0%

233 - COURT OF APPEALS - THIRTEENTH COURT - BUILDING CONSTRUCTION UNADJUSTED GOAL IS 21.1%

T	0	0 / 0%	0 / 0%	0 / 0%	0 / 0%	0 / 0%	0 / 0%	0 / 0%
N	0	0 / 0%	0 / 0%	0 / 0%	0 / 0%	0 / 0%	0 / 0%	0 / 0%
S	***	0 / 0%	0 / 0%	0 / 0%	0 / 0%	0 / 0%	0 / 0%	0 / 0%
-TC	0	0 / 0%	0 / 0%	0 / 0%	0 / 0%	0 / 0%	0 / 0%	0 / 0%
-I	0	0 / 0%	0 / 0%	0 / 0%	0 / 0%	0 / 0%	0 / 0%	0 / 0%
	0	0 / 0%	0 / 0%	0 / 0%	0 / 0%	0 / 0%	0 / 0%	0 / 0%

233 - COURT OF APPEALS - THIRTEENTH COURT - SPECIAL TRADE UNADJUSTED GOAL IS 32.9%

T	0	0 / 0%	0 / 0%	0 / 0%	0 / 0%	0 / 0%	0 / 0%	0 / 0%
N	0	0 / 0%	0 / 0%	0 / 0%	0 / 0%	0 / 0%	0 / 0%	0 / 0%
S	***	0 / 0%	0 / 0%	0 / 0%	0 / 0%	0 / 0%	0 / 0%	0 / 0%
-TC	0	0 / 0%	0 / 0%	0 / 0%	0 / 0%	0 / 0%	0 / 0%	0 / 0%
-I	0	0 / 0%	0 / 0%	0 / 0%	0 / 0%	0 / 0%	0 / 0%	0 / 0%
	0	0 / 0%	0 / 0%	0 / 0%	0 / 0%	0 / 0%	0 / 0%	0 / 0%

*** DOLLARS REPORTED BUT NOT SHOWN IN THESE COLUMNS. T=TREASURY, N=NON-TREASURY, S=SUBCONTRACTOR FUNDS & PROCUREMENT CARD HUB PURCHASES, TC=TERM CONTRACT, I= INTER GOVERNMENTAL



TEXAS HISTORICALLY UNDERUTILIZED BUSINESS (HUB) SEMI-ANNUAL REPORT RECEIVED FOR FISCAL YEAR 2024

SECTION VII - STATE AGENCY EXPENDITURE DATA

FUND TYPE	TOTAL EXPENDITURE	TOTAL SPENT WITH HUBS AMOUNT / %	BLACK AMOUNT / %	HISPANIC AMOUNT / %	WOMAN AMOUNT / %	ASIAN PACIFIC AMOUNT / %	NATIVE AMERICAN AMOUNT / %	SERVICE-DISABLED VETERAN AMOUNT / %
-----------	-------------------	----------------------------------	------------------	---------------------	------------------	--------------------------	----------------------------	-------------------------------------

233 - COURT OF APPEALS - THIRTEENTH COURT - PROFESSIONAL SERVICES UNADJUSTED GOAL IS 23.7%

T	0	0 / 0%	0 / 0%	0 / 0%	0 / 0%	0 / 0%	0 / 0%	0 / 0%
N	0	0 / 0%	0 / 0%	0 / 0%	0 / 0%	0 / 0%	0 / 0%	0 / 0%
S	***	0 / 0%	0 / 0%	0 / 0%	0 / 0%	0 / 0%	0 / 0%	0 / 0%
-TC	0	0 / 0%	0 / 0%	0 / 0%	0 / 0%	0 / 0%	0 / 0%	0 / 0%
-I	0	0 / 0%	0 / 0%	0 / 0%	0 / 0%	0 / 0%	0 / 0%	0 / 0%
	0	0 / 0%	0 / 0%	0 / 0%	0 / 0%	0 / 0%	0 / 0%	0 / 0%

233 - COURT OF APPEALS - THIRTEENTH COURT - OTHER SERVICES UNADJUSTED GOAL IS 26%

T	\$12,337	0 / 0%	0 / 0%	0 / 0%	0 / 0%	0 / 0%	0 / 0%	0 / 0%
N	0	0 / 0%	0 / 0%	0 / 0%	0 / 0%	0 / 0%	0 / 0%	0 / 0%
S	***	0 / 0%	0 / 0%	0 / 0%	0 / 0%	0 / 0%	0 / 0%	0 / 0%
-TC	\$424	0 / 0%	0 / 0%	0 / 0%	0 / 0%	0 / 0%	0 / 0%	0 / 0%
-I	0	0 / 0%	0 / 0%	0 / 0%	0 / 0%	0 / 0%	0 / 0%	0 / 0%
	\$11,913	0 / 0%	0 / 0%	0 / 0%	0 / 0%	0 / 0%	0 / 0%	0 / 0%

233 - COURT OF APPEALS - THIRTEENTH COURT - COMMODITY PURCHASING UNADJUSTED GOAL IS 21.1%

T	\$7,200	0 / 0%	0 / 0%	0 / 0%	0 / 0%	0 / 0%	0 / 0%	0 / 0%
N	0	0 / 0%	0 / 0%	0 / 0%	0 / 0%	0 / 0%	0 / 0%	0 / 0%
S	***	0 / 0%	0 / 0%	0 / 0%	0 / 0%	0 / 0%	0 / 0%	0 / 0%
-TC	0	0 / 0%	0 / 0%	0 / 0%	0 / 0%	0 / 0%	0 / 0%	0 / 0%
-I	0	0 / 0%	0 / 0%	0 / 0%	0 / 0%	0 / 0%	0 / 0%	0 / 0%
	\$7,200	0 / 0%	0 / 0%	0 / 0%	0 / 0%	0 / 0%	0 / 0%	0 / 0%

*** DOLLARS REPORTED BUT NOT SHOWN IN THESE COLUMNS. T=TREASURY, N=NON-TREASURY, S=SUBCONTRACTOR FUNDS & PROCUREMENT CARD HUB PURCHASES, TC=TERM CONTRACT, I= INTER GOVERNMENTAL



TEXAS HISTORICALLY UNDERUTILIZED BUSINESS (HUB) SEMI-ANNUAL REPORT RECEIVED FOR FISCAL YEAR 2024

SECTION VII - STATE AGENCY EXPENDITURE DATA

FUND TYPE	TOTAL EXPENDITURE	TOTAL SPENT WITH HUBS AMOUNT / %	BLACK AMOUNT / %	HISPANIC AMOUNT / %	WOMAN AMOUNT / %	ASIAN PACIFIC AMOUNT / %	NATIVE AMERICAN AMOUNT / %	SERVICE-DISABLED VETERAN AMOUNT / %
233 - COURT OF APPEALS - THIRTEENTH COURT - Statewide Grand Total Expenditures								
T	\$19,538	0 / 0%	0 / 0%	0 / 0%	0 / 0%	0 / 0%	0 / 0%	0 / 0%
N	0	0 / 0%	0 / 0%	0 / 0%	0 / 0%	0 / 0%	0 / 0%	0 / 0%
S	***	0 / 0%	0 / 0%	0 / 0%	0 / 0%	0 / 0%	0 / 0%	0 / 0%
-TC	\$424	0 / 0%	0 / 0%	0 / 0%	0 / 0%	0 / 0%	0 / 0%	0 / 0%
-I	0	0 / 0%	0 / 0%	0 / 0%	0 / 0%	0 / 0%	0 / 0%	0 / 0%
	\$19,113	0 / 0%	0 / 0%	0 / 0%	0 / 0%	0 / 0%	0 / 0%	0 / 0%

*** DOLLARS REPORTED BUT NOT SHOWN IN THESE COLUMNS. T=TREASURY, N=NON-TREASURY, S=SUBCONTRACTOR FUNDS & PROCUREMENT CARD HUB PURCHASES, TC=TERM CONTRACT, I= INTER GOVERNMENTAL



TEXAS HISTORICALLY UNDERUTILIZED BUSINESS (HUB) SEMI-ANNUAL REPORT RECEIVED FOR FISCAL YEAR 2024

SECTION VII - STATE AGENCY EXPENDITURE DATA

FUND TYPE	TOTAL EXPENDITURE	TOTAL SPENT WITH HUBS AMOUNT / %	BLACK AMOUNT / %	HISPANIC AMOUNT / %	WOMAN AMOUNT / %	ASIAN PACIFIC AMOUNT / %	NATIVE AMERICAN AMOUNT / %	SERVICE-DISABLED VETERAN AMOUNT / %
-----------	-------------------	----------------------------------	------------------	---------------------	------------------	--------------------------	----------------------------	-------------------------------------

234 - COURT OF APPEALS -FOURTEENTH COURT - HEAVY CONSTRUCTION UNADJUSTED GOAL IS 11.2%

T	0	0 / 0%	0 / 0%	0 / 0%	0 / 0%	0 / 0%	0 / 0%	0 / 0%
N	0	0 / 0%	0 / 0%	0 / 0%	0 / 0%	0 / 0%	0 / 0%	0 / 0%
S	***	0 / 0%	0 / 0%	0 / 0%	0 / 0%	0 / 0%	0 / 0%	0 / 0%
-TC	0	0 / 0%	0 / 0%	0 / 0%	0 / 0%	0 / 0%	0 / 0%	0 / 0%
-I	0	0 / 0%	0 / 0%	0 / 0%	0 / 0%	0 / 0%	0 / 0%	0 / 0%
	0	0 / 0%	0 / 0%	0 / 0%	0 / 0%	0 / 0%	0 / 0%	0 / 0%

234 - COURT OF APPEALS -FOURTEENTH COURT - BUILDING CONSTRUCTION UNADJUSTED GOAL IS 21.1%

T	0	0 / 0%	0 / 0%	0 / 0%	0 / 0%	0 / 0%	0 / 0%	0 / 0%
N	0	0 / 0%	0 / 0%	0 / 0%	0 / 0%	0 / 0%	0 / 0%	0 / 0%
S	***	0 / 0%	0 / 0%	0 / 0%	0 / 0%	0 / 0%	0 / 0%	0 / 0%
-TC	0	0 / 0%	0 / 0%	0 / 0%	0 / 0%	0 / 0%	0 / 0%	0 / 0%
-I	0	0 / 0%	0 / 0%	0 / 0%	0 / 0%	0 / 0%	0 / 0%	0 / 0%
	0	0 / 0%	0 / 0%	0 / 0%	0 / 0%	0 / 0%	0 / 0%	0 / 0%

234 - COURT OF APPEALS -FOURTEENTH COURT - SPECIAL TRADE UNADJUSTED GOAL IS 32.9%

T	0	0 / 0%	0 / 0%	0 / 0%	0 / 0%	0 / 0%	0 / 0%	0 / 0%
N	0	0 / 0%	0 / 0%	0 / 0%	0 / 0%	0 / 0%	0 / 0%	0 / 0%
S	***	0 / 0%	0 / 0%	0 / 0%	0 / 0%	0 / 0%	0 / 0%	0 / 0%
-TC	0	0 / 0%	0 / 0%	0 / 0%	0 / 0%	0 / 0%	0 / 0%	0 / 0%
-I	0	0 / 0%	0 / 0%	0 / 0%	0 / 0%	0 / 0%	0 / 0%	0 / 0%
	0	0 / 0%	0 / 0%	0 / 0%	0 / 0%	0 / 0%	0 / 0%	0 / 0%

*** DOLLARS REPORTED BUT NOT SHOWN IN THESE COLUMNS. T=TREASURY, N=NON-TREASURY, S=SUBCONTRACTOR FUNDS & PROCUREMENT CARD HUB PURCHASES, TC=TERM CONTRACT, I= INTER GOVERNMENTAL



TEXAS HISTORICALLY UNDERUTILIZED BUSINESS (HUB) SEMI-ANNUAL REPORT RECEIVED FOR FISCAL YEAR 2024

SECTION VII - STATE AGENCY EXPENDITURE DATA

FUND TYPE	TOTAL EXPENDITURE	TOTAL SPENT WITH HUBS AMOUNT / %	BLACK AMOUNT / %	HISPANIC AMOUNT / %	WOMAN AMOUNT / %	ASIAN PACIFIC AMOUNT / %	NATIVE AMERICAN AMOUNT / %	SERVICE-DISABLED VETERAN AMOUNT / %
-----------	-------------------	----------------------------------	------------------	---------------------	------------------	--------------------------	----------------------------	-------------------------------------

234 - COURT OF APPEALS -FOURTEENTH COURT - PROFESSIONAL SERVICES UNADJUSTED GOAL IS 23.7%

T	0	0 / 0%	0 / 0%	0 / 0%	0 / 0%	0 / 0%	0 / 0%	0 / 0%
N	0	0 / 0%	0 / 0%	0 / 0%	0 / 0%	0 / 0%	0 / 0%	0 / 0%
S	***	0 / 0%	0 / 0%	0 / 0%	0 / 0%	0 / 0%	0 / 0%	0 / 0%
-TC	0	0 / 0%	0 / 0%	0 / 0%	0 / 0%	0 / 0%	0 / 0%	0 / 0%
-I	0	0 / 0%	0 / 0%	0 / 0%	0 / 0%	0 / 0%	0 / 0%	0 / 0%
	0	0 / 0%	0 / 0%	0 / 0%	0 / 0%	0 / 0%	0 / 0%	0 / 0%

234 - COURT OF APPEALS -FOURTEENTH COURT - OTHER SERVICES UNADJUSTED GOAL IS 26%

T	\$18,215	0 / 0%	0 / 0%	0 / 0%	0 / 0%	0 / 0%	0 / 0%	0 / 0%
N	0	0 / 0%	0 / 0%	0 / 0%	0 / 0%	0 / 0%	0 / 0%	0 / 0%
S	***	0 / 0%	0 / 0%	0 / 0%	0 / 0%	0 / 0%	0 / 0%	0 / 0%
-TC	\$27	0 / 0%	0 / 0%	0 / 0%	0 / 0%	0 / 0%	0 / 0%	0 / 0%
-I	0	0 / 0%	0 / 0%	0 / 0%	0 / 0%	0 / 0%	0 / 0%	0 / 0%
	\$18,188	0 / 0%	0 / 0%	0 / 0%	0 / 0%	0 / 0%	0 / 0%	0 / 0%

234 - COURT OF APPEALS -FOURTEENTH COURT - COMMODITY PURCHASING UNADJUSTED GOAL IS 21.1%

T	\$675	0 / 0%	0 / 0%	0 / 0%	0 / 0%	0 / 0%	0 / 0%	0 / 0%
N	0	0 / 0%	0 / 0%	0 / 0%	0 / 0%	0 / 0%	0 / 0%	0 / 0%
S	***	0 / 0%	0 / 0%	0 / 0%	0 / 0%	0 / 0%	0 / 0%	0 / 0%
-TC	0	0 / 0%	0 / 0%	0 / 0%	0 / 0%	0 / 0%	0 / 0%	0 / 0%
-I	0	0 / 0%	0 / 0%	0 / 0%	0 / 0%	0 / 0%	0 / 0%	0 / 0%
	\$675	0 / 0%	0 / 0%	0 / 0%	0 / 0%	0 / 0%	0 / 0%	0 / 0%

*** DOLLARS REPORTED BUT NOT SHOWN IN THESE COLUMNS. T=TREASURY, N=NON-TREASURY, S=SUBCONTRACTOR FUNDS & PROCUREMENT CARD HUB PURCHASES, TC=TERM CONTRACT, I= INTER GOVERNMENTAL



TEXAS HISTORICALLY UNDERUTILIZED BUSINESS (HUB) SEMI-ANNUAL REPORT RECEIVED FOR FISCAL YEAR 2024

SECTION VII - STATE AGENCY EXPENDITURE DATA

FUND TYPE	TOTAL EXPENDITURE	TOTAL SPENT WITH HUBS AMOUNT / %	BLACK AMOUNT / %	HISPANIC AMOUNT / %	WOMAN AMOUNT / %	ASIAN PACIFIC AMOUNT / %	NATIVE AMERICAN AMOUNT / %	SERVICE-DISABLED VETERAN AMOUNT / %
234 - COURT OF APPEALS -FOURTEENTH COURT - Statewide Grand Total Expenditures								
T	\$18,890	0 / 0%	0 / 0%	0 / 0%	0 / 0%	0 / 0%	0 / 0%	0 / 0%
N	0	0 / 0%	0 / 0%	0 / 0%	0 / 0%	0 / 0%	0 / 0%	0 / 0%
S	***	0 / 0%	0 / 0%	0 / 0%	0 / 0%	0 / 0%	0 / 0%	0 / 0%
-TC	\$27	0 / 0%	0 / 0%	0 / 0%	0 / 0%	0 / 0%	0 / 0%	0 / 0%
-I	0	0 / 0%	0 / 0%	0 / 0%	0 / 0%	0 / 0%	0 / 0%	0 / 0%
	\$18,863	0 / 0%	0 / 0%	0 / 0%	0 / 0%	0 / 0%	0 / 0%	0 / 0%

*** DOLLARS REPORTED BUT NOT SHOWN IN THESE COLUMNS. T=TREASURY, N=NON-TREASURY, S=SUBCONTRACTOR FUNDS & PROCUREMENT CARD HUB PURCHASES, TC=TERM CONTRACT, I= INTER GOVERNMENTAL



TEXAS HISTORICALLY UNDERUTILIZED BUSINESS (HUB) SEMI-ANNUAL REPORT RECEIVED FOR FISCAL YEAR 2024

SECTION VII - STATE AGENCY EXPENDITURE DATA

FUND TYPE	TOTAL EXPENDITURE	TOTAL SPENT WITH HUBS AMOUNT / %	BLACK AMOUNT / %	HISPANIC AMOUNT / %	WOMAN AMOUNT / %	ASIAN PACIFIC AMOUNT / %	NATIVE AMERICAN AMOUNT / %	SERVICE-DISABLED VETERAN AMOUNT / %
-----------	-------------------	----------------------------------	------------------	---------------------	------------------	--------------------------	----------------------------	-------------------------------------

242 - COMMISSION ON JUDICIAL CONDUCT - HEAVY CONSTRUCTION UNADJUSTED GOAL IS 11.2%

T	0	0 / 0%	0 / 0%	0 / 0%	0 / 0%	0 / 0%	0 / 0%	0 / 0%
N	0	0 / 0%	0 / 0%	0 / 0%	0 / 0%	0 / 0%	0 / 0%	0 / 0%
S	***	0 / 0%	0 / 0%	0 / 0%	0 / 0%	0 / 0%	0 / 0%	0 / 0%
-TC	0	0 / 0%	0 / 0%	0 / 0%	0 / 0%	0 / 0%	0 / 0%	0 / 0%
-I	0	0 / 0%	0 / 0%	0 / 0%	0 / 0%	0 / 0%	0 / 0%	0 / 0%
	0	0 / 0%	0 / 0%	0 / 0%	0 / 0%	0 / 0%	0 / 0%	0 / 0%

242 - COMMISSION ON JUDICIAL CONDUCT - BUILDING CONSTRUCTION UNADJUSTED GOAL IS 21.1%

T	0	0 / 0%	0 / 0%	0 / 0%	0 / 0%	0 / 0%	0 / 0%	0 / 0%
N	0	0 / 0%	0 / 0%	0 / 0%	0 / 0%	0 / 0%	0 / 0%	0 / 0%
S	***	0 / 0%	0 / 0%	0 / 0%	0 / 0%	0 / 0%	0 / 0%	0 / 0%
-TC	0	0 / 0%	0 / 0%	0 / 0%	0 / 0%	0 / 0%	0 / 0%	0 / 0%
-I	0	0 / 0%	0 / 0%	0 / 0%	0 / 0%	0 / 0%	0 / 0%	0 / 0%
	0	0 / 0%	0 / 0%	0 / 0%	0 / 0%	0 / 0%	0 / 0%	0 / 0%

242 - COMMISSION ON JUDICIAL CONDUCT - SPECIAL TRADE UNADJUSTED GOAL IS 32.9%

T	0	0 / 0%	0 / 0%	0 / 0%	0 / 0%	0 / 0%	0 / 0%	0 / 0%
N	0	0 / 0%	0 / 0%	0 / 0%	0 / 0%	0 / 0%	0 / 0%	0 / 0%
S	***	0 / 0%	0 / 0%	0 / 0%	0 / 0%	0 / 0%	0 / 0%	0 / 0%
-TC	0	0 / 0%	0 / 0%	0 / 0%	0 / 0%	0 / 0%	0 / 0%	0 / 0%
-I	0	0 / 0%	0 / 0%	0 / 0%	0 / 0%	0 / 0%	0 / 0%	0 / 0%
	0	0 / 0%	0 / 0%	0 / 0%	0 / 0%	0 / 0%	0 / 0%	0 / 0%

*** DOLLARS REPORTED BUT NOT SHOWN IN THESE COLUMNS. T=TREASURY, N=NON-TREASURY, S=SUBCONTRACTOR FUNDS & PROCUREMENT CARD HUB PURCHASES, TC=TERM CONTRACT, I= INTER GOVERNMENTAL



TEXAS HISTORICALLY UNDERUTILIZED BUSINESS (HUB) SEMI-ANNUAL REPORT RECEIVED FOR FISCAL YEAR 2024

SECTION VII - STATE AGENCY EXPENDITURE DATA

FUND TYPE	TOTAL EXPENDITURE	TOTAL SPENT WITH HUBS AMOUNT / %	BLACK AMOUNT / %	HISPANIC AMOUNT / %	WOMAN AMOUNT / %	ASIAN PACIFIC AMOUNT / %	NATIVE AMERICAN AMOUNT / %	SERVICE-DISABLED VETERAN AMOUNT / %
-----------	-------------------	----------------------------------	------------------	---------------------	------------------	--------------------------	----------------------------	-------------------------------------

242 - COMMISSION ON JUDICIAL CONDUCT - PROFESSIONAL SERVICES UNADJUSTED GOAL IS 23.7%

T	0	0 / 0%	0 / 0%	0 / 0%	0 / 0%	0 / 0%	0 / 0%	0 / 0%
N	0	0 / 0%	0 / 0%	0 / 0%	0 / 0%	0 / 0%	0 / 0%	0 / 0%
S	***	0 / 0%	0 / 0%	0 / 0%	0 / 0%	0 / 0%	0 / 0%	0 / 0%
-TC	0	0 / 0%	0 / 0%	0 / 0%	0 / 0%	0 / 0%	0 / 0%	0 / 0%
-I	0	0 / 0%	0 / 0%	0 / 0%	0 / 0%	0 / 0%	0 / 0%	0 / 0%
	0	0 / 0%	0 / 0%	0 / 0%	0 / 0%	0 / 0%	0 / 0%	0 / 0%

242 - COMMISSION ON JUDICIAL CONDUCT - OTHER SERVICES UNADJUSTED GOAL IS 26%

T	\$32,680	0 / 0%	0 / 0%	0 / 0%	0 / 0%	0 / 0%	0 / 0%	0 / 0%
N	0	0 / 0%	0 / 0%	0 / 0%	0 / 0%	0 / 0%	0 / 0%	0 / 0%
S	***	0 / 0%	0 / 0%	0 / 0%	0 / 0%	0 / 0%	0 / 0%	0 / 0%
-TC	0	0 / 0%	0 / 0%	0 / 0%	0 / 0%	0 / 0%	0 / 0%	0 / 0%
-I	0	0 / 0%	0 / 0%	0 / 0%	0 / 0%	0 / 0%	0 / 0%	0 / 0%
	\$32,680	0 / 0%	0 / 0%	0 / 0%	0 / 0%	0 / 0%	0 / 0%	0 / 0%

242 - COMMISSION ON JUDICIAL CONDUCT - COMMODITY PURCHASING UNADJUSTED GOAL IS 21.1%

T	\$7,513	0 / 0%	0 / 0%	0 / 0%	0 / 0%	0 / 0%	0 / 0%	0 / 0%
N	0	0 / 0%	0 / 0%	0 / 0%	0 / 0%	0 / 0%	0 / 0%	0 / 0%
S	***	0 / 0%	0 / 0%	0 / 0%	0 / 0%	0 / 0%	0 / 0%	0 / 0%
-TC	\$345	0 / 0%	0 / 0%	0 / 0%	0 / 0%	0 / 0%	0 / 0%	0 / 0%
-I	0	0 / 0%	0 / 0%	0 / 0%	0 / 0%	0 / 0%	0 / 0%	0 / 0%
	\$7,168	0 / 0%	0 / 0%	0 / 0%	0 / 0%	0 / 0%	0 / 0%	0 / 0%

*** DOLLARS REPORTED BUT NOT SHOWN IN THESE COLUMNS. T=TREASURY, N=NON-TREASURY, S=SUBCONTRACTOR FUNDS & PROCUREMENT CARD HUB PURCHASES, TC=TERM CONTRACT, I= INTER GOVERNMENTAL



TEXAS HISTORICALLY UNDERUTILIZED BUSINESS (HUB) SEMI-ANNUAL REPORT RECEIVED FOR FISCAL YEAR 2024

SECTION VII - STATE AGENCY EXPENDITURE DATA

FUND TYPE	TOTAL EXPENDITURE	TOTAL SPENT WITH HUBS AMOUNT / %	BLACK AMOUNT / %	HISPANIC AMOUNT / %	WOMAN AMOUNT / %	ASIAN PACIFIC AMOUNT / %	NATIVE AMERICAN AMOUNT / %	SERVICE-DISABLED VETERAN AMOUNT / %
242 - COMMISSION ON JUDICIAL CONDUCT - Statewide Grand Total Expenditures								
T	\$40,193	0 / 0%	0 / 0%	0 / 0%	0 / 0%	0 / 0%	0 / 0%	0 / 0%
N	0	0 / 0%	0 / 0%	0 / 0%	0 / 0%	0 / 0%	0 / 0%	0 / 0%
S	***	0 / 0%	0 / 0%	0 / 0%	0 / 0%	0 / 0%	0 / 0%	0 / 0%
-TC	\$345	0 / 0%	0 / 0%	0 / 0%	0 / 0%	0 / 0%	0 / 0%	0 / 0%
-I	0	0 / 0%	0 / 0%	0 / 0%	0 / 0%	0 / 0%	0 / 0%	0 / 0%
	\$39,848	0 / 0%	0 / 0%	0 / 0%	0 / 0%	0 / 0%	0 / 0%	0 / 0%

*** DOLLARS REPORTED BUT NOT SHOWN IN THESE COLUMNS. T=TREASURY, N=NON-TREASURY, S=SUBCONTRACTOR FUNDS & PROCUREMENT CARD HUB PURCHASES, TC=TERM CONTRACT, I= INTER GOVERNMENTAL



TEXAS HISTORICALLY UNDERUTILIZED BUSINESS (HUB) SEMI-ANNUAL REPORT RECEIVED FOR FISCAL YEAR 2024

SECTION VII - STATE AGENCY EXPENDITURE DATA

FUND TYPE	TOTAL EXPENDITURE	TOTAL SPENT WITH HUBS AMOUNT / %	BLACK AMOUNT / %	HISPANIC AMOUNT / %	WOMAN AMOUNT / %	ASIAN PACIFIC AMOUNT / %	NATIVE AMERICAN AMOUNT / %	SERVICE-DISABLED VETERAN AMOUNT / %
-----------	-------------------	----------------------------------	------------------	---------------------	------------------	--------------------------	----------------------------	-------------------------------------

243 - STATE LAW LIBRARY - HEAVY CONSTRUCTION UNADJUSTED GOAL IS 11.2%

T	0	0 / 0%	0 / 0%	0 / 0%	0 / 0%	0 / 0%	0 / 0%	0 / 0%
N	0	0 / 0%	0 / 0%	0 / 0%	0 / 0%	0 / 0%	0 / 0%	0 / 0%
S	***	0 / 0%	0 / 0%	0 / 0%	0 / 0%	0 / 0%	0 / 0%	0 / 0%
-TC	0	0 / 0%	0 / 0%	0 / 0%	0 / 0%	0 / 0%	0 / 0%	0 / 0%
-I	0	0 / 0%	0 / 0%	0 / 0%	0 / 0%	0 / 0%	0 / 0%	0 / 0%
	0	0 / 0%	0 / 0%	0 / 0%	0 / 0%	0 / 0%	0 / 0%	0 / 0%

243 - STATE LAW LIBRARY - BUILDING CONSTRUCTION UNADJUSTED GOAL IS 21.1%

T	0	0 / 0%	0 / 0%	0 / 0%	0 / 0%	0 / 0%	0 / 0%	0 / 0%
N	0	0 / 0%	0 / 0%	0 / 0%	0 / 0%	0 / 0%	0 / 0%	0 / 0%
S	***	0 / 0%	0 / 0%	0 / 0%	0 / 0%	0 / 0%	0 / 0%	0 / 0%
-TC	0	0 / 0%	0 / 0%	0 / 0%	0 / 0%	0 / 0%	0 / 0%	0 / 0%
-I	0	0 / 0%	0 / 0%	0 / 0%	0 / 0%	0 / 0%	0 / 0%	0 / 0%
	0	0 / 0%	0 / 0%	0 / 0%	0 / 0%	0 / 0%	0 / 0%	0 / 0%

243 - STATE LAW LIBRARY - SPECIAL TRADE UNADJUSTED GOAL IS 32.9%

T	0	0 / 0%	0 / 0%	0 / 0%	0 / 0%	0 / 0%	0 / 0%	0 / 0%
N	0	0 / 0%	0 / 0%	0 / 0%	0 / 0%	0 / 0%	0 / 0%	0 / 0%
S	***	0 / 0%	0 / 0%	0 / 0%	0 / 0%	0 / 0%	0 / 0%	0 / 0%
-TC	0	0 / 0%	0 / 0%	0 / 0%	0 / 0%	0 / 0%	0 / 0%	0 / 0%
-I	0	0 / 0%	0 / 0%	0 / 0%	0 / 0%	0 / 0%	0 / 0%	0 / 0%
	0	0 / 0%	0 / 0%	0 / 0%	0 / 0%	0 / 0%	0 / 0%	0 / 0%

*** DOLLARS REPORTED BUT NOT SHOWN IN THESE COLUMNS. T=TREASURY, N=NON-TREASURY, S=SUBCONTRACTOR FUNDS & PROCUREMENT CARD HUB PURCHASES, TC=TERM CONTRACT, I= INTER GOVERNMENTAL



TEXAS HISTORICALLY UNDERUTILIZED BUSINESS (HUB) SEMI-ANNUAL REPORT RECEIVED FOR FISCAL YEAR 2024

SECTION VII - STATE AGENCY EXPENDITURE DATA

FUND TYPE	TOTAL EXPENDITURE	TOTAL SPENT WITH HUBS AMOUNT / %	BLACK AMOUNT / %	HISPANIC AMOUNT / %	WOMAN AMOUNT / %	ASIAN PACIFIC AMOUNT / %	NATIVE AMERICAN AMOUNT / %	SERVICE-DISABLED VETERAN AMOUNT / %
-----------	-------------------	----------------------------------	------------------	---------------------	------------------	--------------------------	----------------------------	-------------------------------------

243 - STATE LAW LIBRARY - PROFESSIONAL SERVICES UNADJUSTED GOAL IS 23.7%

T	0	0 / 0%	0 / 0%	0 / 0%	0 / 0%	0 / 0%	0 / 0%	0 / 0%
N	0	0 / 0%	0 / 0%	0 / 0%	0 / 0%	0 / 0%	0 / 0%	0 / 0%
S	***	0 / 0%	0 / 0%	0 / 0%	0 / 0%	0 / 0%	0 / 0%	0 / 0%
-TC	0	0 / 0%	0 / 0%	0 / 0%	0 / 0%	0 / 0%	0 / 0%	0 / 0%
-I	0	0 / 0%	0 / 0%	0 / 0%	0 / 0%	0 / 0%	0 / 0%	0 / 0%
	0	0 / 0%	0 / 0%	0 / 0%	0 / 0%	0 / 0%	0 / 0%	0 / 0%

243 - STATE LAW LIBRARY - OTHER SERVICES UNADJUSTED GOAL IS 26%

T	\$147,488	0 / 0%	0 / 0%	0 / 0%	0 / 0%	0 / 0%	0 / 0%	0 / 0%
N	0	0 / 0%	0 / 0%	0 / 0%	0 / 0%	0 / 0%	0 / 0%	0 / 0%
S	***	0 / 0%	0 / 0%	0 / 0%	0 / 0%	0 / 0%	0 / 0%	0 / 0%
-TC	0	0 / 0%	0 / 0%	0 / 0%	0 / 0%	0 / 0%	0 / 0%	0 / 0%
-I	0	0 / 0%	0 / 0%	0 / 0%	0 / 0%	0 / 0%	0 / 0%	0 / 0%
	\$147,488	0 / 0%	0 / 0%	0 / 0%	0 / 0%	0 / 0%	0 / 0%	0 / 0%

243 - STATE LAW LIBRARY - COMMODITY PURCHASING UNADJUSTED GOAL IS 21.1%

T	\$7,711	\$15 / 0.19%	0 / 0%	0 / 0%	\$15 / 0.19%	0 / 0%	0 / 0%	0 / 0%
N	0	0 / 0%	0 / 0%	0 / 0%	0 / 0%	0 / 0%	0 / 0%	0 / 0%
S	***	0 / 0%	0 / 0%	0 / 0%	0 / 0%	0 / 0%	0 / 0%	0 / 0%
-TC	\$976	\$15 / 1.51%	0 / 0%	0 / 0%	\$15 / 1.51%	0 / 0%	0 / 0%	0 / 0%
-I	0	0 / 0%	0 / 0%	0 / 0%	0 / 0%	0 / 0%	0 / 0%	0 / 0%
	\$6,735	0 / 1.70%	0 / 0%	0 / 0%	0 / 1.70%	0 / 0%	0 / 0%	0 / 0%

*** DOLLARS REPORTED BUT NOT SHOWN IN THESE COLUMNS. T=TREASURY, N=NON-TREASURY, S=SUBCONTRACTOR FUNDS & PROCUREMENT CARD HUB PURCHASES, TC=TERM CONTRACT, I= INTER GOVERNMENT



TEXAS HISTORICALLY UNDERUTILIZED BUSINESS (HUB) SEMI-ANNUAL REPORT RECEIVED FOR FISCAL YEAR 2024

SECTION VII - STATE AGENCY EXPENDITURE DATA

FUND TYPE	TOTAL EXPENDITURE	TOTAL SPENT WITH HUBS AMOUNT / %	BLACK AMOUNT / %	HISPANIC AMOUNT / %	WOMAN AMOUNT / %	ASIAN PACIFIC AMOUNT / %	NATIVE AMERICAN AMOUNT / %	SERVICE-DISABLED VETERAN AMOUNT / %
243 - STATE LAW LIBRARY - Statewide Grand Total Expenditures								
T	\$155,199	\$15 / 0.01%	0 / 0%	0 / 0%	\$15 / 0.01%	0 / 0%	0 / 0%	0 / 0%
N	0	0 / 0%	0 / 0%	0 / 0%	0 / 0%	0 / 0%	0 / 0%	0 / 0%
S	***	0 / 0%	0 / 0%	0 / 0%	0 / 0%	0 / 0%	0 / 0%	0 / 0%
-TC	\$976	\$15 / 1.51%	0 / 0%	0 / 0%	\$15 / 1.51%	0 / 0%	0 / 0%	0 / 0%
-I	0	0 / 0%	0 / 0%	0 / 0%	0 / 0%	0 / 0%	0 / 0%	0 / 0%
	\$154,223	0 / 1.52%	0 / 0%	0 / 0%	0 / 1.52%	0 / 0%	0 / 0%	0 / 0%

*** DOLLARS REPORTED BUT NOT SHOWN IN THESE COLUMNS. T=TREASURY, N=NON-TREASURY, S=SUBCONTRACTOR FUNDS & PROCUREMENT CARD HUB PURCHASES, TC=TERM CONTRACT, I= INTER GOVERNMENTAL



TEXAS HISTORICALLY UNDERUTILIZED BUSINESS (HUB) SEMI-ANNUAL REPORT RECEIVED FOR FISCAL YEAR 2024

SECTION VII - STATE AGENCY EXPENDITURE DATA

FUND TYPE	TOTAL EXPENDITURE	TOTAL SPENT WITH HUBS AMOUNT / %	BLACK AMOUNT / %	HISPANIC AMOUNT / %	WOMAN AMOUNT / %	ASIAN PACIFIC AMOUNT / %	NATIVE AMERICAN AMOUNT / %	SERVICE-DISABLED VETERAN AMOUNT / %
300 - OFFICE OF THE GOVERNOR - FISCAL - HEAVY CONSTRUCTION UNADJUSTED GOAL IS 11.2%								
T	0	0 / 0%	0 / 0%	0 / 0%	0 / 0%	0 / 0%	0 / 0%	0 / 0%
N	0	0 / 0%	0 / 0%	0 / 0%	0 / 0%	0 / 0%	0 / 0%	0 / 0%
S	***	0 / 0%	0 / 0%	0 / 0%	0 / 0%	0 / 0%	0 / 0%	0 / 0%
-TC	0	0 / 0%	0 / 0%	0 / 0%	0 / 0%	0 / 0%	0 / 0%	0 / 0%
-I	0	0 / 0%	0 / 0%	0 / 0%	0 / 0%	0 / 0%	0 / 0%	0 / 0%
	0	0 / 0%	0 / 0%	0 / 0%	0 / 0%	0 / 0%	0 / 0%	0 / 0%
300 - OFFICE OF THE GOVERNOR - FISCAL - BUILDING CONSTRUCTION UNADJUSTED GOAL IS 21.1%								
T	0	0 / 0%	0 / 0%	0 / 0%	0 / 0%	0 / 0%	0 / 0%	0 / 0%
N	0	0 / 0%	0 / 0%	0 / 0%	0 / 0%	0 / 0%	0 / 0%	0 / 0%
S	***	0 / 0%	0 / 0%	0 / 0%	0 / 0%	0 / 0%	0 / 0%	0 / 0%
-TC	0	0 / 0%	0 / 0%	0 / 0%	0 / 0%	0 / 0%	0 / 0%	0 / 0%
-I	0	0 / 0%	0 / 0%	0 / 0%	0 / 0%	0 / 0%	0 / 0%	0 / 0%
	0	0 / 0%	0 / 0%	0 / 0%	0 / 0%	0 / 0%	0 / 0%	0 / 0%
300 - OFFICE OF THE GOVERNOR - FISCAL - SPECIAL TRADE UNADJUSTED GOAL IS 32.9%								
T	\$5,811	0 / 0%	0 / 0%	0 / 0%	0 / 0%	0 / 0%	0 / 0%	0 / 0%
N	0	0 / 0%	0 / 0%	0 / 0%	0 / 0%	0 / 0%	0 / 0%	0 / 0%
S	***	0 / 0%	0 / 0%	0 / 0%	0 / 0%	0 / 0%	0 / 0%	0 / 0%
-TC	0	0 / 0%	0 / 0%	0 / 0%	0 / 0%	0 / 0%	0 / 0%	0 / 0%
-I	0	0 / 0%	0 / 0%	0 / 0%	0 / 0%	0 / 0%	0 / 0%	0 / 0%
	\$5,811	0 / 0%	0 / 0%	0 / 0%	0 / 0%	0 / 0%	0 / 0%	0 / 0%

*** DOLLARS REPORTED BUT NOT SHOWN IN THESE COLUMNS. T=TREASURY, N=NON-TREASURY, S=SUBCONTRACTOR FUNDS & PROCUREMENT CARD HUB PURCHASES, TC=TERM CONTRACT, I= INTER GOVERNMENTAL



TEXAS HISTORICALLY UNDERUTILIZED BUSINESS (HUB) SEMI-ANNUAL REPORT RECEIVED FOR FISCAL YEAR 2024

SECTION VII - STATE AGENCY EXPENDITURE DATA

FUND TYPE	TOTAL EXPENDITURE	TOTAL SPENT WITH HUBS AMOUNT / %	BLACK AMOUNT / %	HISPANIC AMOUNT / %	WOMAN AMOUNT / %	ASIAN PACIFIC AMOUNT / %	NATIVE AMERICAN AMOUNT / %	SERVICE-DISABLED VETERAN AMOUNT / %
-----------	-------------------	----------------------------------	------------------	---------------------	------------------	--------------------------	----------------------------	-------------------------------------

300 - OFFICE OF THE GOVERNOR - FISCAL - PROFESSIONAL SERVICES UNADJUSTED GOAL IS 23.7%

T	\$8,990	0 / 0%	0 / 0%	0 / 0%	0 / 0%	0 / 0%	0 / 0%	0 / 0%
N	0	0 / 0%	0 / 0%	0 / 0%	0 / 0%	0 / 0%	0 / 0%	0 / 0%
S	***	0 / 0%	0 / 0%	0 / 0%	0 / 0%	0 / 0%	0 / 0%	0 / 0%
-TC	0	0 / 0%	0 / 0%	0 / 0%	0 / 0%	0 / 0%	0 / 0%	0 / 0%
-I	0	0 / 0%	0 / 0%	0 / 0%	0 / 0%	0 / 0%	0 / 0%	0 / 0%
	\$8,990	0 / 0%	0 / 0%	0 / 0%	0 / 0%	0 / 0%	0 / 0%	0 / 0%

300 - OFFICE OF THE GOVERNOR - FISCAL - OTHER SERVICES UNADJUSTED GOAL IS 26%

T	\$34,288,908	\$717,556 / 2.09%	0 / 0%	0 / 0%	\$572,162 / 1.67%	\$145,394 / 0.42%	0 / 0%	0 / 0%
N	0	0 / 0%	0 / 0%	0 / 0%	0 / 0%	0 / 0%	0 / 0%	0 / 0%
S	***	\$43,672 / 0.20%	0 / 0%	\$42,805 / 0.20%	\$867 / 0.00%	0 / 0%	0 / 0%	0 / 0%
-TC	\$8,408	\$227 / 2.70%	0 / 0%	0 / 0%	\$227 / 2.70%	0 / 0%	0 / 0%	0 / 0%
-I	0	0 / 0%	0 / 0%	0 / 0%	0 / 0%	0 / 0%	0 / 0%	0 / 0%
	\$34,280,500	\$761,002 / 4.99%	0 / 0%	\$42,805 / 0.20%	\$572,803 / 4.37%	\$145,394 / 0.42%	0 / 0%	0 / 0%

300 - OFFICE OF THE GOVERNOR - FISCAL - COMMODITY PURCHASING UNADJUSTED GOAL IS 21.1%

T	\$36,305	0 / 0%	0 / 0%	0 / 0%	0 / 0%	0 / 0%	0 / 0%	0 / 0%
N	0	0 / 0%	0 / 0%	0 / 0%	0 / 0%	0 / 0%	0 / 0%	0 / 0%
S	***	0 / 0%	0 / 0%	0 / 0%	0 / 0%	0 / 0%	0 / 0%	0 / 0%
-TC	\$436	0 / 0%	0 / 0%	0 / 0%	0 / 0%	0 / 0%	0 / 0%	0 / 0%
-I	0	0 / 0%	0 / 0%	0 / 0%	0 / 0%	0 / 0%	0 / 0%	0 / 0%
	\$35,869	0 / 0%	0 / 0%	0 / 0%	0 / 0%	0 / 0%	0 / 0%	0 / 0%

*** DOLLARS REPORTED BUT NOT SHOWN IN THESE COLUMNS. T=TREASURY, N=NON-TREASURY, S=SUBCONTRACTOR FUNDS & PROCUREMENT CARD HUB PURCHASES, TC=TERM CONTRACT, I= INTER GOVERNMENTAL



TEXAS HISTORICALLY UNDERUTILIZED BUSINESS (HUB) SEMI-ANNUAL REPORT RECEIVED FOR FISCAL YEAR 2024

SECTION VII - STATE AGENCY EXPENDITURE DATA

FUND TYPE	TOTAL EXPENDITURE	TOTAL SPENT WITH HUBS AMOUNT / %	BLACK AMOUNT / %	HISPANIC AMOUNT / %	WOMAN AMOUNT / %	ASIAN PACIFIC AMOUNT / %	NATIVE AMERICAN AMOUNT / %	SERVICE-DISABLED VETERAN AMOUNT / %
300 - OFFICE OF THE GOVERNOR - FISCAL - Statewide Grand Total Expenditures								
T	\$34,340,013	\$717,556 / 2.09%	0 / 0%	0 / 0%	\$572,162 / 1.67%	\$145,394 / 0.42%	0 / 0%	0 / 0%
N	0	0 / 0%	0 / 0%	0 / 0%	0 / 0%	0 / 0%	0 / 0%	0 / 0%
S	***	\$43,672 / 0.20%	0 / 0%	\$42,805 / 0.20%	\$867 / 0.00%	0 / 0%	0 / 0%	0 / 0%
-TC	\$8,844	\$227 / 2.56%	0 / 0%	0 / 0%	\$227 / 2.56%	0 / 0%	0 / 0%	0 / 0%
-I	0	0 / 0%	0 / 0%	0 / 0%	0 / 0%	0 / 0%	0 / 0%	0 / 0%
	\$34,331,169	\$761,002 / 4.86%	0 / 0%	\$42,805 / 0.20%	\$572,803 / 4.23%	\$145,394 / 0.42%	0 / 0%	0 / 0%

*** DOLLARS REPORTED BUT NOT SHOWN IN THESE COLUMNS. T=TREASURY, N=NON-TREASURY, S=SUBCONTRACTOR FUNDS & PROCUREMENT CARD HUB PURCHASES, TC=TERM CONTRACT, I= INTER GOVERNMENTAL



TEXAS HISTORICALLY UNDERUTILIZED BUSINESS (HUB) SEMI-ANNUAL REPORT RECEIVED FOR FISCAL YEAR 2024

SECTION VII - STATE AGENCY EXPENDITURE DATA

FUND TYPE	TOTAL EXPENDITURE	TOTAL SPENT WITH HUBS AMOUNT / %	BLACK AMOUNT / %	HISPANIC AMOUNT / %	WOMAN AMOUNT / %	ASIAN PACIFIC AMOUNT / %	NATIVE AMERICAN AMOUNT / %	SERVICE-DISABLED VETERAN AMOUNT / %
-----------	-------------------	----------------------------------	------------------	---------------------	------------------	--------------------------	----------------------------	-------------------------------------

301 - OFFICE OF THE GOVERNOR - HEAVY CONSTRUCTION UNADJUSTED GOAL IS 11.2%

T	0	0 / 0%	0 / 0%	0 / 0%	0 / 0%	0 / 0%	0 / 0%	0 / 0%
N	0	0 / 0%	0 / 0%	0 / 0%	0 / 0%	0 / 0%	0 / 0%	0 / 0%
S	***	0 / 0%	0 / 0%	0 / 0%	0 / 0%	0 / 0%	0 / 0%	0 / 0%
-TC	0	0 / 0%	0 / 0%	0 / 0%	0 / 0%	0 / 0%	0 / 0%	0 / 0%
-I	0	0 / 0%	0 / 0%	0 / 0%	0 / 0%	0 / 0%	0 / 0%	0 / 0%
	0	0 / 0%	0 / 0%	0 / 0%	0 / 0%	0 / 0%	0 / 0%	0 / 0%

301 - OFFICE OF THE GOVERNOR - BUILDING CONSTRUCTION UNADJUSTED GOAL IS 21.1%

T	0	0 / 0%	0 / 0%	0 / 0%	0 / 0%	0 / 0%	0 / 0%	0 / 0%
N	0	0 / 0%	0 / 0%	0 / 0%	0 / 0%	0 / 0%	0 / 0%	0 / 0%
S	***	0 / 0%	0 / 0%	0 / 0%	0 / 0%	0 / 0%	0 / 0%	0 / 0%
-TC	0	0 / 0%	0 / 0%	0 / 0%	0 / 0%	0 / 0%	0 / 0%	0 / 0%
-I	0	0 / 0%	0 / 0%	0 / 0%	0 / 0%	0 / 0%	0 / 0%	0 / 0%
	0	0 / 0%	0 / 0%	0 / 0%	0 / 0%	0 / 0%	0 / 0%	0 / 0%

301 - OFFICE OF THE GOVERNOR - SPECIAL TRADE UNADJUSTED GOAL IS 32.9%

T	0	0 / 0%	0 / 0%	0 / 0%	0 / 0%	0 / 0%	0 / 0%	0 / 0%
N	0	0 / 0%	0 / 0%	0 / 0%	0 / 0%	0 / 0%	0 / 0%	0 / 0%
S	***	0 / 0%	0 / 0%	0 / 0%	0 / 0%	0 / 0%	0 / 0%	0 / 0%
-TC	0	0 / 0%	0 / 0%	0 / 0%	0 / 0%	0 / 0%	0 / 0%	0 / 0%
-I	0	0 / 0%	0 / 0%	0 / 0%	0 / 0%	0 / 0%	0 / 0%	0 / 0%
	0	0 / 0%	0 / 0%	0 / 0%	0 / 0%	0 / 0%	0 / 0%	0 / 0%

*** DOLLARS REPORTED BUT NOT SHOWN IN THESE COLUMNS. T=TREASURY, N=NON-TREASURY, S=SUBCONTRACTOR FUNDS & PROCUREMENT CARD HUB PURCHASES, TC=TERM CONTRACT, I= INTER GOVERNMENTAL



TEXAS HISTORICALLY UNDERUTILIZED BUSINESS (HUB) SEMI-ANNUAL REPORT RECEIVED FOR FISCAL YEAR 2024

SECTION VII - STATE AGENCY EXPENDITURE DATA

FUND TYPE	TOTAL EXPENDITURE	TOTAL SPENT WITH HUBS AMOUNT / %	BLACK AMOUNT / %	HISPANIC AMOUNT / %	WOMAN AMOUNT / %	ASIAN PACIFIC AMOUNT / %	NATIVE AMERICAN AMOUNT / %	SERVICE-DISABLED VETERAN AMOUNT / %
-----------	-------------------	----------------------------------	------------------	---------------------	------------------	--------------------------	----------------------------	-------------------------------------

301 - OFFICE OF THE GOVERNOR - PROFESSIONAL SERVICES UNADJUSTED GOAL IS 23.7%

T	\$36,739	0 / 0%	0 / 0%	0 / 0%	0 / 0%	0 / 0%	0 / 0%	0 / 0%
N	0	0 / 0%	0 / 0%	0 / 0%	0 / 0%	0 / 0%	0 / 0%	0 / 0%
S	***	0 / 0%	0 / 0%	0 / 0%	0 / 0%	0 / 0%	0 / 0%	0 / 0%
-TC	0	0 / 0%	0 / 0%	0 / 0%	0 / 0%	0 / 0%	0 / 0%	0 / 0%
-I	0	0 / 0%	0 / 0%	0 / 0%	0 / 0%	0 / 0%	0 / 0%	0 / 0%
	\$36,739	0 / 0%	0 / 0%	0 / 0%	0 / 0%	0 / 0%	0 / 0%	0 / 0%

301 - OFFICE OF THE GOVERNOR - OTHER SERVICES UNADJUSTED GOAL IS 26%

T	\$1,355,078	\$29,866 / 2.20%	0 / 0%	\$15,040 / 1.11%	\$12,432 / 0.92%	\$2,395 / 0.18%	0 / 0%	0 / 0%
N	0	0 / 0%	0 / 0%	0 / 0%	0 / 0%	0 / 0%	0 / 0%	0 / 0%
S	***	0 / 0%	0 / 0%	0 / 0%	0 / 0%	0 / 0%	0 / 0%	0 / 0%
-TC	\$2,480	\$420 / 16.95%	0 / 0%	0 / 0%	\$420 / 16.95%	0 / 0%	0 / 0%	0 / 0%
-I	0	0 / 0%	0 / 0%	0 / 0%	0 / 0%	0 / 0%	0 / 0%	0 / 0%
	\$1,352,598	\$29,446 / 19.16%	0 / 0%	\$15,040 / 1.11%	\$12,011 / 17.87%	\$2,395 / 0.18%	0 / 0%	0 / 0%

301 - OFFICE OF THE GOVERNOR - COMMODITY PURCHASING UNADJUSTED GOAL IS 21.1%

T	\$598,864	\$204,845 / 34.21%	0 / 0%	\$32,573 / 5.44%	\$155,811 / 26.02%	\$16,462 / 2.75%	0 / 0%	0 / 0%
N	0	0 / 0%	0 / 0%	0 / 0%	0 / 0%	0 / 0%	0 / 0%	0 / 0%
S	***	0 / 0%	0 / 0%	0 / 0%	0 / 0%	0 / 0%	0 / 0%	0 / 0%
-TC	\$1,425	\$107 / 7.54%	0 / 0%	0 / 0%	\$107 / 7.54%	0 / 0%	0 / 0%	0 / 0%
-I	0	0 / 0%	0 / 0%	0 / 0%	0 / 0%	0 / 0%	0 / 0%	0 / 0%
	\$597,438	\$204,738 / 41.75%	0 / 0%	\$32,573 / 5.44%	\$155,703 / 33.56%	\$16,462 / 2.75%	0 / 0%	0 / 0%

*** DOLLARS REPORTED BUT NOT SHOWN IN THESE COLUMNS. T=TREASURY, N=NON-TREASURY, S=SUBCONTRACTOR FUNDS & PROCUREMENT CARD HUB PURCHASES, TC=TERM CONTRACT, I= INTER GOVERNMENT



TEXAS HISTORICALLY UNDERUTILIZED BUSINESS (HUB) SEMI-ANNUAL REPORT RECEIVED FOR FISCAL YEAR 2024

SECTION VII - STATE AGENCY EXPENDITURE DATA

FUND TYPE	TOTAL EXPENDITURE	TOTAL SPENT WITH HUBS AMOUNT / %	BLACK AMOUNT / %	HISPANIC AMOUNT / %	WOMAN AMOUNT / %	ASIAN PACIFIC AMOUNT / %	NATIVE AMERICAN AMOUNT / %	SERVICE-DISABLED VETERAN AMOUNT / %
301 - OFFICE OF THE GOVERNOR - Statewide Grand Total Expenditures								
T	\$1,990,680	\$234,712 / 11.79%	0 / 0%	\$47,613 / 2.39%	\$168,243 / 8.45%	\$18,856 / 0.95%	0 / 0%	0 / 0%
N	0	0 / 0%	0 / 0%	0 / 0%	0 / 0%	0 / 0%	0 / 0%	0 / 0%
S	***	0 / 0%	0 / 0%	0 / 0%	0 / 0%	0 / 0%	0 / 0%	0 / 0%
-TC	\$3,905	\$528 / 13.52%	0 / 0%	0 / 0%	\$528 / 13.52%	0 / 0%	0 / 0%	0 / 0%
-I	0	0 / 0%	0 / 0%	0 / 0%	0 / 0%	0 / 0%	0 / 0%	0 / 0%
	\$1,986,775	\$234,184 / 25.31%	0 / 0%	\$47,613 / 2.39%	\$167,715 / 21.97%	\$18,856 / 0.95%	0 / 0%	0 / 0%

*** DOLLARS REPORTED BUT NOT SHOWN IN THESE COLUMNS. T=TREASURY, N=NON-TREASURY, S=SUBCONTRACTOR FUNDS & PROCUREMENT CARD HUB PURCHASES, TC=TERM CONTRACT, I= INTER GOVERNMENTAL



TEXAS HISTORICALLY UNDERUTILIZED BUSINESS (HUB) SEMI-ANNUAL REPORT RECEIVED FOR FISCAL YEAR 2024

SECTION VII - STATE AGENCY EXPENDITURE DATA

FUND TYPE	TOTAL EXPENDITURE	TOTAL SPENT WITH HUBS AMOUNT / %	BLACK AMOUNT / %	HISPANIC AMOUNT / %	WOMAN AMOUNT / %	ASIAN PACIFIC AMOUNT / %	NATIVE AMERICAN AMOUNT / %	SERVICE-DISABLED VETERAN AMOUNT / %
302 - OFFICE OF THE ATTORNEY GENERAL - HEAVY CONSTRUCTION UNADJUSTED GOAL IS 11.2%								
T	0	0 / 0%	0 / 0%	0 / 0%	0 / 0%	0 / 0%	0 / 0%	0 / 0%
N	0	0 / 0%	0 / 0%	0 / 0%	0 / 0%	0 / 0%	0 / 0%	0 / 0%
S	***	0 / 0%	0 / 0%	0 / 0%	0 / 0%	0 / 0%	0 / 0%	0 / 0%
-TC	0	0 / 0%	0 / 0%	0 / 0%	0 / 0%	0 / 0%	0 / 0%	0 / 0%
-I	0	0 / 0%	0 / 0%	0 / 0%	0 / 0%	0 / 0%	0 / 0%	0 / 0%
	0	0 / 0%	0 / 0%	0 / 0%	0 / 0%	0 / 0%	0 / 0%	0 / 0%
302 - OFFICE OF THE ATTORNEY GENERAL - BUILDING CONSTRUCTION UNADJUSTED GOAL IS 21.1%								
T	0	0 / 0%	0 / 0%	0 / 0%	0 / 0%	0 / 0%	0 / 0%	0 / 0%
N	0	0 / 0%	0 / 0%	0 / 0%	0 / 0%	0 / 0%	0 / 0%	0 / 0%
S	***	0 / 0%	0 / 0%	0 / 0%	0 / 0%	0 / 0%	0 / 0%	0 / 0%
-TC	0	0 / 0%	0 / 0%	0 / 0%	0 / 0%	0 / 0%	0 / 0%	0 / 0%
-I	0	0 / 0%	0 / 0%	0 / 0%	0 / 0%	0 / 0%	0 / 0%	0 / 0%
	0	0 / 0%	0 / 0%	0 / 0%	0 / 0%	0 / 0%	0 / 0%	0 / 0%
302 - OFFICE OF THE ATTORNEY GENERAL - SPECIAL TRADE UNADJUSTED GOAL IS 32.9%								
T	\$1,029,081	\$305,775 / 29.71%	0 / 0%	\$188,177 / 18.29%	\$117,598 / 11.43%	0 / 0%	0 / 0%	0 / 0%
N	0	0 / 0%	0 / 0%	0 / 0%	0 / 0%	0 / 0%	0 / 0%	0 / 0%
S	***	0 / 0%	0 / 0%	0 / 0%	0 / 0%	0 / 0%	0 / 0%	0 / 0%
-TC	0	0 / 0%	0 / 0%	0 / 0%	0 / 0%	0 / 0%	0 / 0%	0 / 0%
-I	0	0 / 0%	0 / 0%	0 / 0%	0 / 0%	0 / 0%	0 / 0%	0 / 0%
	\$1,029,081	\$305,775 / 29.71%	0 / 0%	\$188,177 / 18.29%	\$117,598 / 11.43%	0 / 0%	0 / 0%	0 / 0%

*** DOLLARS REPORTED BUT NOT SHOWN IN THESE COLUMNS. T=TREASURY, N=NON-TREASURY, S=SUBCONTRACTOR FUNDS & PROCUREMENT CARD HUB PURCHASES, TC=TERM CONTRACT, I= INTER GOVERNMENT



TEXAS HISTORICALLY UNDERUTILIZED BUSINESS (HUB) SEMI-ANNUAL REPORT RECEIVED FOR FISCAL YEAR 2024

SECTION VII - STATE AGENCY EXPENDITURE DATA

FUND TYPE	TOTAL EXPENDITURE	TOTAL SPENT WITH HUBS AMOUNT / %	BLACK AMOUNT / %	HISPANIC AMOUNT / %	WOMAN AMOUNT / %	ASIAN PACIFIC AMOUNT / %	NATIVE AMERICAN AMOUNT / %	SERVICE-DISABLED VETERAN AMOUNT / %
-----------	-------------------	----------------------------------	------------------	---------------------	------------------	--------------------------	----------------------------	-------------------------------------

302 - OFFICE OF THE ATTORNEY GENERAL - PROFESSIONAL SERVICES UNADJUSTED GOAL IS 23.7%

T	0	0 / 0%	0 / 0%	0 / 0%	0 / 0%	0 / 0%	0 / 0%	0 / 0%
N	0	0 / 0%	0 / 0%	0 / 0%	0 / 0%	0 / 0%	0 / 0%	0 / 0%
S	***	0 / 0%	0 / 0%	0 / 0%	0 / 0%	0 / 0%	0 / 0%	0 / 0%
-TC	0	0 / 0%	0 / 0%	0 / 0%	0 / 0%	0 / 0%	0 / 0%	0 / 0%
-I	0	0 / 0%	0 / 0%	0 / 0%	0 / 0%	0 / 0%	0 / 0%	0 / 0%
	0	0 / 0%	0 / 0%	0 / 0%	0 / 0%	0 / 0%	0 / 0%	0 / 0%

302 - OFFICE OF THE ATTORNEY GENERAL - OTHER SERVICES UNADJUSTED GOAL IS 26%

T	\$24,003,259	\$6,451,292 / 26.88%	\$343,744 / 1.43%	\$430,026 / 1.79%	\$1,579,616 / 6.58%	\$3,773,372 / 15.72%	\$324,534 / 1.35%	0 / 0%
N	0	0 / 0%	0 / 0%	0 / 0%	0 / 0%	0 / 0%	0 / 0%	0 / 0%
S	***	\$276,606 / 5.67%	0 / 0%	\$265,418 / 5.45%	\$11,188 / 0.23%	0 / 0%	0 / 0%	0 / 0%
-TC	\$131,193	0 / 0%	0 / 0%	0 / 0%	0 / 0%	0 / 0%	0 / 0%	0 / 0%
-I	\$1,256,213	0 / 0%	0 / 0%	0 / 0%	0 / 0%	0 / 0%	0 / 0%	0 / 0%
	\$22,615,853	\$6,727,898 / 32.55%	\$343,744 / 1.43%	\$695,444 / 7.24%	\$1,590,804 / 6.81%	\$3,773,372 / 15.72%	\$324,534 / 1.35%	0 / 0%

302 - OFFICE OF THE ATTORNEY GENERAL - COMMODITY PURCHASING UNADJUSTED GOAL IS 21.1%

T	\$3,358,158	\$402,131 / 11.97%	\$40,999 / 1.22%	\$65,466 / 1.95%	\$231,287 / 6.89%	\$64,378 / 1.92%	0 / 0%	0 / 0%
N	0	0 / 0%	0 / 0%	0 / 0%	0 / 0%	0 / 0%	0 / 0%	0 / 0%
S	***	0 / 0%	0 / 0%	0 / 0%	0 / 0%	0 / 0%	0 / 0%	0 / 0%
-TC	\$464,995	\$24,948 / 5.37%	0 / 0%	\$24,948 / 5.37%	0 / 0%	0 / 0%	0 / 0%	0 / 0%
-I	\$32,532	0 / 0%	0 / 0%	0 / 0%	0 / 0%	0 / 0%	0 / 0%	0 / 0%
	\$2,860,631	\$377,183 / 17.34%	\$40,999 / 1.22%	\$40,518 / 7.31%	\$231,287 / 6.89%	\$64,378 / 1.92%	0 / 0%	0 / 0%

*** DOLLARS REPORTED BUT NOT SHOWN IN THESE COLUMNS. T=TREASURY, N=NON-TREASURY, S=SUBCONTRACTOR FUNDS & PROCUREMENT CARD HUB PURCHASES, TC=TERM CONTRACT, I= INTER GOVERNMENTAL



TEXAS HISTORICALLY UNDERUTILIZED BUSINESS (HUB) SEMI-ANNUAL REPORT RECEIVED FOR FISCAL YEAR 2024

SECTION VII - STATE AGENCY EXPENDITURE DATA

FUND TYPE	TOTAL EXPENDITURE	TOTAL SPENT WITH HUBS AMOUNT / %	BLACK AMOUNT / %	HISPANIC AMOUNT / %	WOMAN AMOUNT / %	ASIAN PACIFIC AMOUNT / %	NATIVE AMERICAN AMOUNT / %	SERVICE-DISABLED VETERAN AMOUNT / %
302 - OFFICE OF THE ATTORNEY GENERAL - Statewide Grand Total Expenditures								
T	\$28,390,498	\$7,159,198 / 25.22%	\$384,743 / 1.36%	\$683,669 / 2.41%	\$1,928,502 / 6.79%	\$3,837,750 / 13.52%	\$324,534 / 1.14%	0 / 0%
N	0	0 / 0%	0 / 0%	0 / 0%	0 / 0%	0 / 0%	0 / 0%	0 / 0%
S	***	\$276,606 / 5.67%	0 / 0%	\$265,418 / 5.45%	\$11,188 / 0.23%	0 / 0%	0 / 0%	0 / 0%
-TC	\$596,187	\$24,948 / 4.18%	0 / 0%	\$24,948 / 4.18%	0 / 0%	0 / 0%	0 / 0%	0 / 0%
-I	\$1,288,746	0 / 0%	0 / 0%	0 / 0%	0 / 0%	0 / 0%	0 / 0%	0 / 0%
	\$26,505,565	\$7,410,856 / 35.08%	\$384,743 / 1.36%	\$924,139 / 12.04%	\$1,939,690 / 7.02%	\$3,837,750 / 13.52%	\$324,534 / 1.14%	0 / 0%

*** DOLLARS REPORTED BUT NOT SHOWN IN THESE COLUMNS. T=TREASURY, N=NON-TREASURY, S=SUBCONTRACTOR FUNDS & PROCUREMENT CARD HUB PURCHASES, TC=TERM CONTRACT, I= INTER GOVERNMENTAL



TEXAS HISTORICALLY UNDERUTILIZED BUSINESS (HUB) SEMI-ANNUAL REPORT RECEIVED FOR FISCAL YEAR 2024

SECTION VII - STATE AGENCY EXPENDITURE DATA

FUND TYPE	TOTAL EXPENDITURE	TOTAL SPENT WITH HUBS AMOUNT / %	BLACK AMOUNT / %	HISPANIC AMOUNT / %	WOMAN AMOUNT / %	ASIAN PACIFIC AMOUNT / %	NATIVE AMERICAN AMOUNT / %	SERVICE-DISABLED VETERAN AMOUNT / %
-----------	-------------------	----------------------------------	------------------	---------------------	------------------	--------------------------	----------------------------	-------------------------------------

303 - TEXAS FACILITIES COMMISSION - HEAVY CONSTRUCTION UNADJUSTED GOAL IS 11.2%

T	\$2,925	\$425 / 14.53%	0 / 0%	0 / 0%	\$425 / 14.53%	0 / 0%	0 / 0%	0 / 0%
N	0	0 / 0%	0 / 0%	0 / 0%	0 / 0%	0 / 0%	0 / 0%	0 / 0%
S	***	0 / 0%	0 / 0%	0 / 0%	0 / 0%	0 / 0%	0 / 0%	0 / 0%
-TC	0	0 / 0%	0 / 0%	0 / 0%	0 / 0%	0 / 0%	0 / 0%	0 / 0%
-I	0	0 / 0%	0 / 0%	0 / 0%	0 / 0%	0 / 0%	0 / 0%	0 / 0%
	\$2,925	\$425 / 14.53%	0 / 0%	0 / 0%	\$425 / 14.53%	0 / 0%	0 / 0%	0 / 0%

303 - TEXAS FACILITIES COMMISSION - BUILDING CONSTRUCTION UNADJUSTED GOAL IS 21.1%

T	\$413,355,488	\$2,142,147 / 0.52%	\$9,985 / 0.00%	\$73,984 / 0.02%	\$465,227 / 0.11%	\$132,400 / 0.03%	\$598,993 / 0.14%	\$861,558 / 0.21%
N	0	0 / 0%	0 / 0%	0 / 0%	0 / 0%	0 / 0%	0 / 0%	0 / 0%
S	***	\$48,841,884 / 11.82%	\$90,604 / 0.02%	\$37,277,696 / 9.02%	\$11,124,456 / 2.69%	0 / 0%	\$299,191 / 0.07%	\$49,938 / 0.01%
-TC	0	0 / 0%	0 / 0%	0 / 0%	0 / 0%	0 / 0%	0 / 0%	0 / 0%
-I	\$1,799	0 / 0%	0 / 0%	0 / 0%	0 / 0%	0 / 0%	0 / 0%	0 / 0%
	\$413,353,689	\$50,984,031 / 12.34%	\$100,589 / 0.02%	\$37,351,680 / 9.04%	\$11,589,683 / 2.80%	\$132,400 / 0.03%	\$898,184 / 0.22%	\$911,496 / 0.22%

303 - TEXAS FACILITIES COMMISSION - SPECIAL TRADE UNADJUSTED GOAL IS 32.9%

T	\$15,208,749	\$1,306,776 / 8.59%	\$93,958 / 0.62%	\$1,028,389 / 6.76%	\$91,577 / 0.60%	\$92,853 / 0.61%	0 / 0%	0 / 0%
N	0	0 / 0%	0 / 0%	0 / 0%	0 / 0%	0 / 0%	0 / 0%	0 / 0%
S	***	\$246,774 / 1.66%	\$2,216 / 0.01%	\$234,304 / 1.57%	\$10,254 / 0.07%	0 / 0%	0 / 0%	0 / 0%
-TC	\$242,766	0 / 0%	0 / 0%	0 / 0%	0 / 0%	0 / 0%	0 / 0%	0 / 0%
-I	\$1,663	0 / 0%	0 / 0%	0 / 0%	0 / 0%	0 / 0%	0 / 0%	0 / 0%
	\$14,964,320	\$1,553,551 / 10.25%	\$96,174 / 0.63%	\$1,262,694 / 8.33%	\$101,830 / 0.67%	\$92,853 / 0.61%	0 / 0%	0 / 0%

*** DOLLARS REPORTED BUT NOT SHOWN IN THESE COLUMNS. T=TREASURY, N=NON-TREASURY, S=SUBCONTRACTOR FUNDS & PROCUREMENT CARD HUB PURCHASES, TC=TERM CONTRACT, I= INTER GOVERNMENTAL



TEXAS HISTORICALLY UNDERUTILIZED BUSINESS (HUB) SEMI-ANNUAL REPORT RECEIVED FOR FISCAL YEAR 2024

SECTION VII - STATE AGENCY EXPENDITURE DATA

FUND TYPE	TOTAL EXPENDITURE	TOTAL SPENT WITH HUBS AMOUNT / %	BLACK AMOUNT / %	HISPANIC AMOUNT / %	WOMAN AMOUNT / %	ASIAN PACIFIC AMOUNT / %	NATIVE AMERICAN AMOUNT / %	SERVICE-DISABLED VETERAN AMOUNT / %
303 - TEXAS FACILITIES COMMISSION - PROFESSIONAL SERVICES UNADJUSTED GOAL IS 23.7%								
T	\$1,215,667	\$50,644 / 4.17%	\$17,508 / 1.44%	0 / 0%	\$33,136 / 2.73%	0 / 0%	0 / 0%	0 / 0%
N	0	0 / 0%	0 / 0%	0 / 0%	0 / 0%	0 / 0%	0 / 0%	0 / 0%
S	***	\$221,711 / 24.55%	0 / 0%	\$157,022 / 17.39%	\$64,690 / 7.16%	0 / 0%	0 / 0%	0 / 0%
-TC	0	0 / 0%	0 / 0%	0 / 0%	0 / 0%	0 / 0%	0 / 0%	0 / 0%
-I	\$277,151	0 / 0%	0 / 0%	0 / 0%	0 / 0%	0 / 0%	0 / 0%	0 / 0%
	\$938,516	\$272,355 / 28.72%	\$17,508 / 1.44%	\$157,022 / 17.39%	\$97,826 / 9.89%	0 / 0%	0 / 0%	0 / 0%

303 - TEXAS FACILITIES COMMISSION - OTHER SERVICES UNADJUSTED GOAL IS 26%								
T	\$8,862,300	\$2,597,194 / 29.31%	\$398,061 / 4.49%	\$1,854,173 / 20.92%	\$2,752 / 0.03%	\$342,209 / 3.86%	0 / 0%	0 / 0%
N	0	0 / 0%	0 / 0%	0 / 0%	0 / 0%	0 / 0%	0 / 0%	0 / 0%
S	***	\$151,965 / 4.22%	\$84,351 / 2.34%	\$47,541 / 1.32%	\$5,440 / 0.15%	\$14,633 / 0.41%	0 / 0%	0 / 0%
-TC	\$41,982	\$434 / 1.03%	0 / 0%	0 / 0%	\$434 / 1.03%	0 / 0%	0 / 0%	0 / 0%
-I	\$738,726	0 / 0%	0 / 0%	0 / 0%	0 / 0%	0 / 0%	0 / 0%	0 / 0%
	\$8,081,592	\$2,748,725 / 34.56%	\$482,412 / 6.83%	\$1,901,714 / 22.24%	\$7,758 / 1.22%	\$356,841 / 4.27%	0 / 0%	0 / 0%

303 - TEXAS FACILITIES COMMISSION - COMMODITY PURCHASING UNADJUSTED GOAL IS 21.1%								
T	\$2,869,993	\$700,136 / 24.40%	\$260,099 / 9.06%	\$78,915 / 2.75%	\$234,295 / 8.16%	\$84,685 / 2.95%	\$42,142 / 1.47%	0 / 0%
N	0	0 / 0%	0 / 0%	0 / 0%	0 / 0%	0 / 0%	0 / 0%	0 / 0%
S	***	0 / 0%	0 / 0%	0 / 0%	0 / 0%	0 / 0%	0 / 0%	0 / 0%
-TC	\$318,217	\$31,452 / 9.88%	0 / 0%	0 / 0%	\$31,452 / 9.88%	0 / 0%	0 / 0%	0 / 0%
-I	0	0 / 0%	0 / 0%	0 / 0%	0 / 0%	0 / 0%	0 / 0%	0 / 0%
	\$2,551,776	\$668,684 / 34.28%	\$260,099 / 9.06%	\$78,915 / 2.75%	\$202,843 / 18.05%	\$84,685 / 2.95%	\$42,142 / 1.47%	0 / 0%

*** DOLLARS REPORTED BUT NOT SHOWN IN THESE COLUMNS. T=TREASURY, N=NON-TREASURY, S=SUBCONTRACTOR FUNDS & PROCUREMENT CARD HUB PURCHASES, TC=TERM CONTRACT, I= INTER GOVERNMENTAL



TEXAS HISTORICALLY UNDERUTILIZED BUSINESS (HUB) SEMI-ANNUAL REPORT RECEIVED FOR FISCAL YEAR 2024

SECTION VII - STATE AGENCY EXPENDITURE DATA

FUND TYPE	TOTAL EXPENDITURE	TOTAL SPENT WITH HUBS AMOUNT / %	BLACK AMOUNT / %	HISPANIC AMOUNT / %	WOMAN AMOUNT / %	ASIAN PACIFIC AMOUNT / %	NATIVE AMERICAN AMOUNT / %	SERVICE-DISABLED VETERAN AMOUNT / %
303 - TEXAS FACILITIES COMMISSION - Statewide Grand Total Expenditures								
T	\$441,515,121	\$6,797,323 / 1.54%	\$779,610 / 0.18%	\$3,035,461 / 0.69%	\$827,412 / 0.19%	\$652,147 / 0.15%	\$641,135 / 0.15%	\$861,558 / 0.20%
N	0	0 / 0%	0 / 0%	0 / 0%	0 / 0%	0 / 0%	0 / 0%	0 / 0%
S	***	\$49,462,334 / 11.43%	\$177,171 / 0.04%	\$37,716,563 / 8.72%	\$11,204,839 / 2.59%	\$14,633 / 0.00%	\$299,191 / 0.07%	\$49,938 / 0.01%
-TC	\$602,965	\$31,886 / 5.29%	0 / 0%	0 / 0%	\$31,886 / 5.29%	0 / 0%	0 / 0%	0 / 0%
-I	\$1,019,339	0 / 0%	0 / 0%	0 / 0%	0 / 0%	0 / 0%	0 / 0%	0 / 0%
	\$439,892,817	\$56,227,771 / 18.26%	\$956,782 / 0.22%	\$40,752,024 / 9.40%	\$12,000,365 / 8.06%	\$666,779 / 0.15%	\$940,325 / 0.21%	\$911,496 / 0.21%

*** DOLLARS REPORTED BUT NOT SHOWN IN THESE COLUMNS. T=TREASURY, N=NON-TREASURY, S=SUBCONTRACTOR FUNDS & PROCUREMENT CARD HUB PURCHASES, TC=TERM CONTRACT, I= INTER GOVERNMENTAL



TEXAS HISTORICALLY UNDERUTILIZED BUSINESS (HUB) SEMI-ANNUAL REPORT RECEIVED FOR FISCAL YEAR 2024

SECTION VII - STATE AGENCY EXPENDITURE DATA

FUND TYPE	TOTAL EXPENDITURE	TOTAL SPENT WITH HUBS AMOUNT / %	BLACK AMOUNT / %	HISPANIC AMOUNT / %	WOMAN AMOUNT / %	ASIAN PACIFIC AMOUNT / %	NATIVE AMERICAN AMOUNT / %	SERVICE-DISABLED VETERAN AMOUNT / %
-----------	-------------------	----------------------------------	------------------	---------------------	------------------	--------------------------	----------------------------	-------------------------------------

304 - COMPTROLLER OF PUBLIC ACCOUNTS - HEAVY CONSTRUCTION UNADJUSTED GOAL IS 11.2%

T	0	0 / 0%	0 / 0%	0 / 0%	0 / 0%	0 / 0%	0 / 0%	0 / 0%
N	0	0 / 0%	0 / 0%	0 / 0%	0 / 0%	0 / 0%	0 / 0%	0 / 0%
S	***	0 / 0%	0 / 0%	0 / 0%	0 / 0%	0 / 0%	0 / 0%	0 / 0%
-TC	0	0 / 0%	0 / 0%	0 / 0%	0 / 0%	0 / 0%	0 / 0%	0 / 0%
-I	0	0 / 0%	0 / 0%	0 / 0%	0 / 0%	0 / 0%	0 / 0%	0 / 0%
	0	0 / 0%	0 / 0%	0 / 0%	0 / 0%	0 / 0%	0 / 0%	0 / 0%

304 - COMPTROLLER OF PUBLIC ACCOUNTS - BUILDING CONSTRUCTION UNADJUSTED GOAL IS 21.1%

T	0	0 / 0%	0 / 0%	0 / 0%	0 / 0%	0 / 0%	0 / 0%	0 / 0%
N	0	0 / 0%	0 / 0%	0 / 0%	0 / 0%	0 / 0%	0 / 0%	0 / 0%
S	***	0 / 0%	0 / 0%	0 / 0%	0 / 0%	0 / 0%	0 / 0%	0 / 0%
-TC	0	0 / 0%	0 / 0%	0 / 0%	0 / 0%	0 / 0%	0 / 0%	0 / 0%
-I	0	0 / 0%	0 / 0%	0 / 0%	0 / 0%	0 / 0%	0 / 0%	0 / 0%
	0	0 / 0%	0 / 0%	0 / 0%	0 / 0%	0 / 0%	0 / 0%	0 / 0%

304 - COMPTROLLER OF PUBLIC ACCOUNTS - SPECIAL TRADE UNADJUSTED GOAL IS 32.9%

T	\$62,283	\$8,400 / 13.49%	0 / 0%	0 / 0%	0 / 0%	0 / 0%	0 / 0%	\$8,400 / 13.49%
N	0	0 / 0%	0 / 0%	0 / 0%	0 / 0%	0 / 0%	0 / 0%	0 / 0%
S	***	0 / 0%	0 / 0%	0 / 0%	0 / 0%	0 / 0%	0 / 0%	0 / 0%
-TC	0	0 / 0%	0 / 0%	0 / 0%	0 / 0%	0 / 0%	0 / 0%	0 / 0%
-I	0	0 / 0%	0 / 0%	0 / 0%	0 / 0%	0 / 0%	0 / 0%	0 / 0%
	\$62,283	\$8,400 / 13.49%	0 / 0%	0 / 0%	0 / 0%	0 / 0%	0 / 0%	\$8,400 / 13.49%

*** DOLLARS REPORTED BUT NOT SHOWN IN THESE COLUMNS. T=TREASURY, N=NON-TREASURY, S=SUBCONTRACTOR FUNDS & PROCUREMENT CARD HUB PURCHASES, TC=TERM CONTRACT, I= INTER GOVERNMENT



TEXAS HISTORICALLY UNDERUTILIZED BUSINESS (HUB) SEMI-ANNUAL REPORT RECEIVED FOR FISCAL YEAR 2024

SECTION VII - STATE AGENCY EXPENDITURE DATA

FUND TYPE	TOTAL EXPENDITURE	TOTAL SPENT WITH HUBS AMOUNT / %	BLACK AMOUNT / %	HISPANIC AMOUNT / %	WOMAN AMOUNT / %	ASIAN PACIFIC AMOUNT / %	NATIVE AMERICAN AMOUNT / %	SERVICE-DISABLED VETERAN AMOUNT / %
-----------	-------------------	----------------------------------	------------------	---------------------	------------------	--------------------------	----------------------------	-------------------------------------

304 - COMPTROLLER OF PUBLIC ACCOUNTS - PROFESSIONAL SERVICES UNADJUSTED GOAL IS 23.7%

T	\$109,388	0 / 0%	0 / 0%	0 / 0%	0 / 0%	0 / 0%	0 / 0%	0 / 0%
N	0	0 / 0%	0 / 0%	0 / 0%	0 / 0%	0 / 0%	0 / 0%	0 / 0%
S	***	0 / 0%	0 / 0%	0 / 0%	0 / 0%	0 / 0%	0 / 0%	0 / 0%
-TC	0	0 / 0%	0 / 0%	0 / 0%	0 / 0%	0 / 0%	0 / 0%	0 / 0%
-I	0	0 / 0%	0 / 0%	0 / 0%	0 / 0%	0 / 0%	0 / 0%	0 / 0%
	\$109,388	0 / 0%	0 / 0%	0 / 0%	0 / 0%	0 / 0%	0 / 0%	0 / 0%

304 - COMPTROLLER OF PUBLIC ACCOUNTS - OTHER SERVICES UNADJUSTED GOAL IS 26%

T	\$48,935,252	\$19,104,363 / 39.04%	\$1,374,226 / 2.81%	\$1,941,862 / 3.97%	\$9,496,395 / 19.41%	\$6,291,881 / 12.86%	0 / 0%	0 / 0%
N	0	0 / 0%	0 / 0%	0 / 0%	0 / 0%	0 / 0%	0 / 0%	0 / 0%
S	***	\$448,437 / 1.27%	0 / 0%	\$84,638 / 0.24%	\$192,866 / 0.55%	\$170,933 / 0.48%	0 / 0%	0 / 0%
-TC	\$76,255	0 / 0%	0 / 0%	0 / 0%	0 / 0%	0 / 0%	0 / 0%	0 / 0%
-I	0	0 / 0%	0 / 0%	0 / 0%	0 / 0%	0 / 0%	0 / 0%	0 / 0%
	\$48,858,997	\$19,552,800 / 40.31%	\$1,374,226 / 2.81%	\$2,026,500 / 4.21%	\$9,689,261 / 19.95%	\$6,462,814 / 13.34%	0 / 0%	0 / 0%

304 - COMPTROLLER OF PUBLIC ACCOUNTS - COMMODITY PURCHASING UNADJUSTED GOAL IS 21.1%

T	\$10,638,642	\$1,253,069 / 11.78%	\$63,460 / 0.60%	\$559,132 / 5.26%	\$255,042 / 2.40%	\$375,435 / 3.53%	0 / 0%	0 / 0%
N	0	0 / 0%	0 / 0%	0 / 0%	0 / 0%	0 / 0%	0 / 0%	0 / 0%
S	***	0 / 0%	0 / 0%	0 / 0%	0 / 0%	0 / 0%	0 / 0%	0 / 0%
-TC	\$263,038	0 / 0%	0 / 0%	0 / 0%	0 / 0%	0 / 0%	0 / 0%	0 / 0%
-I	0	0 / 0%	0 / 0%	0 / 0%	0 / 0%	0 / 0%	0 / 0%	0 / 0%
	\$10,375,604	\$1,253,069 / 11.78%	\$63,460 / 0.60%	\$559,132 / 5.26%	\$255,042 / 2.40%	\$375,435 / 3.53%	0 / 0%	0 / 0%

*** DOLLARS REPORTED BUT NOT SHOWN IN THESE COLUMNS. T=TREASURY, N=NON-TREASURY, S=SUBCONTRACTOR FUNDS & PROCUREMENT CARD HUB PURCHASES, TC=TERM CONTRACT, I= INTER GOVERNMENT



TEXAS HISTORICALLY UNDERUTILIZED BUSINESS (HUB) SEMI-ANNUAL REPORT RECEIVED FOR FISCAL YEAR 2024

SECTION VII - STATE AGENCY EXPENDITURE DATA

FUND TYPE	TOTAL EXPENDITURE	TOTAL SPENT WITH HUBS AMOUNT / %	BLACK AMOUNT / %	HISPANIC AMOUNT / %	WOMAN AMOUNT / %	ASIAN PACIFIC AMOUNT / %	NATIVE AMERICAN AMOUNT / %	SERVICE-DISABLED VETERAN AMOUNT / %
304 - COMPTROLLER OF PUBLIC ACCOUNTS - Statewide Grand Total Expenditures								
T	\$59,745,564	\$20,365,832 / 34.09%	\$1,437,686 / 2.41%	\$2,500,994 / 4.19%	\$9,751,436 / 16.32%	\$6,667,316 / 11.16%	0 / 0%	\$8,400 / 0.01%
N	0	0 / 0%	0 / 0%	0 / 0%	0 / 0%	0 / 0%	0 / 0%	0 / 0%
S	***	\$448,437 / 1.27%	0 / 0%	\$84,638 / 0.24%	\$192,866 / 0.55%	\$170,933 / 0.48%	0 / 0%	0 / 0%
-TC	\$339,293	0 / 0%	0 / 0%	0 / 0%	0 / 0%	0 / 0%	0 / 0%	0 / 0%
-I	0	0 / 0%	0 / 0%	0 / 0%	0 / 0%	0 / 0%	0 / 0%	0 / 0%
	\$59,406,271	\$20,814,269 / 35.36%	\$1,437,686 / 2.41%	\$2,585,632 / 4.43%	\$9,944,303 / 16.87%	\$6,838,249 / 11.64%	0 / 0%	\$8,400 / 0.01%

*** DOLLARS REPORTED BUT NOT SHOWN IN THESE COLUMNS. T=TREASURY, N=NON-TREASURY, S=SUBCONTRACTOR FUNDS & PROCUREMENT CARD HUB PURCHASES, TC=TERM CONTRACT, I= INTER GOVERNMENTAL



TEXAS HISTORICALLY UNDERUTILIZED BUSINESS (HUB) SEMI-ANNUAL REPORT RECEIVED FOR FISCAL YEAR 2024

SECTION VII - STATE AGENCY EXPENDITURE DATA

FUND TYPE	TOTAL EXPENDITURE	TOTAL SPENT WITH HUBS AMOUNT / %	BLACK AMOUNT / %	HISPANIC AMOUNT / %	WOMAN AMOUNT / %	ASIAN PACIFIC AMOUNT / %	NATIVE AMERICAN AMOUNT / %	SERVICE-DISABLED VETERAN AMOUNT / %
-----------	-------------------	----------------------------------	------------------	---------------------	------------------	--------------------------	----------------------------	-------------------------------------

305 - GENERAL LAND OFFICE - HEAVY CONSTRUCTION UNADJUSTED GOAL IS 11.2%

T	\$41,317	0 / 0%	0 / 0%	0 / 0%	0 / 0%	0 / 0%	0 / 0%	0 / 0%
N	0	0 / 0%	0 / 0%	0 / 0%	0 / 0%	0 / 0%	0 / 0%	0 / 0%
S	***	0 / 0%	0 / 0%	0 / 0%	0 / 0%	0 / 0%	0 / 0%	0 / 0%
-TC	0	0 / 0%	0 / 0%	0 / 0%	0 / 0%	0 / 0%	0 / 0%	0 / 0%
-I	0	0 / 0%	0 / 0%	0 / 0%	0 / 0%	0 / 0%	0 / 0%	0 / 0%
	\$41,317	0 / 0%	0 / 0%	0 / 0%	0 / 0%	0 / 0%	0 / 0%	0 / 0%

305 - GENERAL LAND OFFICE - BUILDING CONSTRUCTION UNADJUSTED GOAL IS 21.1%

T	\$18,521,490	\$114,208 / 0.62%	0 / 0%	0 / 0%	\$15,275 / 0.08%	0 / 0%	0 / 0%	\$98,933 / 0.53%
N	0	0 / 0%	0 / 0%	0 / 0%	0 / 0%	0 / 0%	0 / 0%	0 / 0%
S	***	\$5,717 / 0.03%	0 / 0%	\$5,717 / 0.03%	0 / 0%	0 / 0%	0 / 0%	0 / 0%
-TC	0	0 / 0%	0 / 0%	0 / 0%	0 / 0%	0 / 0%	0 / 0%	0 / 0%
-I	0	0 / 0%	0 / 0%	0 / 0%	0 / 0%	0 / 0%	0 / 0%	0 / 0%
	\$18,521,490	\$119,925 / 0.65%	0 / 0%	\$5,717 / 0.03%	\$15,275 / 0.08%	0 / 0%	0 / 0%	\$98,933 / 0.53%

305 - GENERAL LAND OFFICE - SPECIAL TRADE UNADJUSTED GOAL IS 32.9%

T	\$963,406	0 / 0%	0 / 0%	0 / 0%	0 / 0%	0 / 0%	0 / 0%	0 / 0%
N	0	0 / 0%	0 / 0%	0 / 0%	0 / 0%	0 / 0%	0 / 0%	0 / 0%
S	***	0 / 0%	0 / 0%	0 / 0%	0 / 0%	0 / 0%	0 / 0%	0 / 0%
-TC	0	0 / 0%	0 / 0%	0 / 0%	0 / 0%	0 / 0%	0 / 0%	0 / 0%
-I	0	0 / 0%	0 / 0%	0 / 0%	0 / 0%	0 / 0%	0 / 0%	0 / 0%
	\$963,406	0 / 0%	0 / 0%	0 / 0%	0 / 0%	0 / 0%	0 / 0%	0 / 0%

*** DOLLARS REPORTED BUT NOT SHOWN IN THESE COLUMNS. T=TREASURY, N=NON-TREASURY, S=SUBCONTRACTOR FUNDS & PROCUREMENT CARD HUB PURCHASES, TC=TERM CONTRACT, I= INTER GOVERNMENT



TEXAS HISTORICALLY UNDERUTILIZED BUSINESS (HUB) SEMI-ANNUAL REPORT RECEIVED FOR FISCAL YEAR 2024

SECTION VII - STATE AGENCY EXPENDITURE DATA

FUND TYPE	TOTAL EXPENDITURE	TOTAL SPENT WITH HUBS AMOUNT / %	BLACK AMOUNT / %	HISPANIC AMOUNT / %	WOMAN AMOUNT / %	ASIAN PACIFIC AMOUNT / %	NATIVE AMERICAN AMOUNT / %	SERVICE-DISABLED VETERAN AMOUNT / %
305 - GENERAL LAND OFFICE - PROFESSIONAL SERVICES UNADJUSTED GOAL IS 23.7%								
T	\$17,442,242	\$204,306 / 1.17%	0 / 0%	\$204,306 / 1.17%	0 / 0%	0 / 0%	0 / 0%	0 / 0%
N	0	0 / 0%	0 / 0%	0 / 0%	0 / 0%	0 / 0%	0 / 0%	0 / 0%
S	***	\$605,046 / 4.00%	\$132,740 / 0.88%	\$299,487 / 1.98%	\$150,834 / 1.00%	\$21,985 / 0.15%	0 / 0%	0 / 0%
-TC	0	0 / 0%	0 / 0%	0 / 0%	0 / 0%	0 / 0%	0 / 0%	0 / 0%
-I	0	0 / 0%	0 / 0%	0 / 0%	0 / 0%	0 / 0%	0 / 0%	0 / 0%
	\$17,442,242	\$809,352 / 5.18%	\$132,740 / 0.88%	\$503,793 / 3.15%	\$150,834 / 1.00%	\$21,985 / 0.15%	0 / 0%	0 / 0%
305 - GENERAL LAND OFFICE - OTHER SERVICES UNADJUSTED GOAL IS 26%								
T	\$293,030,457	\$15,217,177 / 5.19%	\$86,657 / 0.03%	\$185,216 / 0.06%	\$13,405,850 / 4.57%	\$1,538,214 / 0.52%	0 / 0%	\$1,240 / 0.00%
N	0	0 / 0%	0 / 0%	0 / 0%	0 / 0%	0 / 0%	0 / 0%	0 / 0%
S	***	\$18,624,338 / 6.74%	\$959,691 / 0.35%	\$4,842,163 / 1.75%	\$12,798,413 / 4.64%	\$11,830 / 0.00%	0 / 0%	\$12,240 / 0.00%
-TC	\$40,074	0 / 0%	0 / 0%	0 / 0%	0 / 0%	0 / 0%	0 / 0%	0 / 0%
-I	\$3,955,422	0 / 0%	0 / 0%	0 / 0%	0 / 0%	0 / 0%	0 / 0%	0 / 0%
	\$289,034,961	\$33,841,515 / 11.94%	\$1,046,349 / 0.38%	\$5,027,379 / 1.82%	\$26,204,264 / 9.21%	\$1,550,044 / 0.53%	0 / 0%	\$13,480 / 0.00%
305 - GENERAL LAND OFFICE - COMMODITY PURCHASING UNADJUSTED GOAL IS 21.1%								
T	\$39,495,175	\$979,915 / 2.48%	\$2,250 / 0.01%	\$179,910 / 0.46%	\$696,035 / 1.76%	\$101,721 / 0.26%	0 / 0%	0 / 0%
N	0	0 / 0%	0 / 0%	0 / 0%	0 / 0%	0 / 0%	0 / 0%	0 / 0%
S	***	0 / 0%	0 / 0%	0 / 0%	0 / 0%	0 / 0%	0 / 0%	0 / 0%
-TC	\$143,802	\$42 / 0.03%	0 / 0%	0 / 0%	\$42 / 0.03%	0 / 0%	0 / 0%	0 / 0%
-I	\$50,799	0 / 0%	0 / 0%	0 / 0%	0 / 0%	0 / 0%	0 / 0%	0 / 0%
	\$39,300,573	\$979,874 / 2.51%	\$2,250 / 0.01%	\$179,910 / 0.46%	\$695,993 / 1.79%	\$101,721 / 0.26%	0 / 0%	0 / 0%

*** DOLLARS REPORTED BUT NOT SHOWN IN THESE COLUMNS. T=TREASURY, N=NON-TREASURY, S=SUBCONTRACTOR FUNDS & PROCUREMENT CARD HUB PURCHASES, TC=TERM CONTRACT, I= INTER GOVERNMENTAL



TEXAS HISTORICALLY UNDERUTILIZED BUSINESS (HUB) SEMI-ANNUAL REPORT RECEIVED FOR FISCAL YEAR 2024

SECTION VII - STATE AGENCY EXPENDITURE DATA

FUND TYPE	TOTAL EXPENDITURE	TOTAL SPENT WITH HUBS AMOUNT / %	BLACK AMOUNT / %	HISPANIC AMOUNT / %	WOMAN AMOUNT / %	ASIAN PACIFIC AMOUNT / %	NATIVE AMERICAN AMOUNT / %	SERVICE-DISABLED VETERAN AMOUNT / %
305 - GENERAL LAND OFFICE - Statewide Grand Total Expenditures								
T	\$369,494,086	\$16,515,606 / 4.47%	\$88,907 / 0.02%	\$569,432 / 0.15%	\$14,117,160 / 3.82%	\$1,639,935 / 0.44%	0 / 0%	\$100,173 / 0.03%
N	0	0 / 0%	0 / 0%	0 / 0%	0 / 0%	0 / 0%	0 / 0%	0 / 0%
S	***	\$19,235,101 / 6.21%	\$1,092,431 / 0.35%	\$5,147,368 / 1.66%	\$12,949,247 / 4.18%	\$33,815 / 0.01%	0 / 0%	\$12,240 / 0.00%
-TC	\$183,875	\$42 / 0.02%	0 / 0%	0 / 0%	\$42 / 0.02%	0 / 0%	0 / 0%	0 / 0%
-I	\$4,006,222	0 / 0%	0 / 0%	0 / 0%	0 / 0%	0 / 0%	0 / 0%	0 / 0%
	\$365,303,989	\$35,750,665 / 10.70%	\$1,181,338 / 0.38%	\$5,716,799 / 1.82%	\$27,066,366 / 8.02%	\$1,673,749 / 0.45%	0 / 0%	\$112,413 / 0.03%

*** DOLLARS REPORTED BUT NOT SHOWN IN THESE COLUMNS. T=TREASURY, N=NON-TREASURY, S=SUBCONTRACTOR FUNDS & PROCUREMENT CARD HUB PURCHASES, TC=TERM CONTRACT, I= INTER GOVERNMENTAL



TEXAS HISTORICALLY UNDERUTILIZED BUSINESS (HUB) SEMI-ANNUAL REPORT RECEIVED FOR FISCAL YEAR 2024

SECTION VII - STATE AGENCY EXPENDITURE DATA

FUND TYPE	TOTAL EXPENDITURE	TOTAL SPENT WITH HUBS AMOUNT / %	BLACK AMOUNT / %	HISPANIC AMOUNT / %	WOMAN AMOUNT / %	ASIAN PACIFIC AMOUNT / %	NATIVE AMERICAN AMOUNT / %	SERVICE-DISABLED VETERAN AMOUNT / %
-----------	-------------------	----------------------------------	------------------	---------------------	------------------	--------------------------	----------------------------	-------------------------------------

306 - TEXAS STATE LIBRARY & ARCHIVES COMM - HEAVY CONSTRUCTION UNADJUSTED GOAL IS 11.2%

T	0	0 / 0%	0 / 0%	0 / 0%	0 / 0%	0 / 0%	0 / 0%	0 / 0%
N	0	0 / 0%	0 / 0%	0 / 0%	0 / 0%	0 / 0%	0 / 0%	0 / 0%
S	***	0 / 0%	0 / 0%	0 / 0%	0 / 0%	0 / 0%	0 / 0%	0 / 0%
-TC	0	0 / 0%	0 / 0%	0 / 0%	0 / 0%	0 / 0%	0 / 0%	0 / 0%
-I	0	0 / 0%	0 / 0%	0 / 0%	0 / 0%	0 / 0%	0 / 0%	0 / 0%
	0	0 / 0%	0 / 0%	0 / 0%	0 / 0%	0 / 0%	0 / 0%	0 / 0%

306 - TEXAS STATE LIBRARY & ARCHIVES COMM - BUILDING CONSTRUCTION UNADJUSTED GOAL IS 21.1%

T	0	0 / 0%	0 / 0%	0 / 0%	0 / 0%	0 / 0%	0 / 0%	0 / 0%
N	0	0 / 0%	0 / 0%	0 / 0%	0 / 0%	0 / 0%	0 / 0%	0 / 0%
S	***	0 / 0%	0 / 0%	0 / 0%	0 / 0%	0 / 0%	0 / 0%	0 / 0%
-TC	0	0 / 0%	0 / 0%	0 / 0%	0 / 0%	0 / 0%	0 / 0%	0 / 0%
-I	0	0 / 0%	0 / 0%	0 / 0%	0 / 0%	0 / 0%	0 / 0%	0 / 0%
	0	0 / 0%	0 / 0%	0 / 0%	0 / 0%	0 / 0%	0 / 0%	0 / 0%

306 - TEXAS STATE LIBRARY & ARCHIVES COMM - SPECIAL TRADE UNADJUSTED GOAL IS 32.9%

T	\$24,723	\$2,599 / 10.51%	0 / 0%	0 / 0%	\$2,599 / 10.51%	0 / 0%	0 / 0%	0 / 0%
N	0	0 / 0%	0 / 0%	0 / 0%	0 / 0%	0 / 0%	0 / 0%	0 / 0%
S	***	0 / 0%	0 / 0%	0 / 0%	0 / 0%	0 / 0%	0 / 0%	0 / 0%
-TC	0	0 / 0%	0 / 0%	0 / 0%	0 / 0%	0 / 0%	0 / 0%	0 / 0%
-I	0	0 / 0%	0 / 0%	0 / 0%	0 / 0%	0 / 0%	0 / 0%	0 / 0%
	\$24,723	\$2,599 / 10.51%	0 / 0%	0 / 0%	\$2,599 / 10.51%	0 / 0%	0 / 0%	0 / 0%

*** DOLLARS REPORTED BUT NOT SHOWN IN THESE COLUMNS. T=TREASURY, N=NON-TREASURY, S=SUBCONTRACTOR FUNDS & PROCUREMENT CARD HUB PURCHASES, TC=TERM CONTRACT, I= INTER GOVERNMENT



TEXAS HISTORICALLY UNDERUTILIZED BUSINESS (HUB) SEMI-ANNUAL REPORT RECEIVED FOR FISCAL YEAR 2024

SECTION VII - STATE AGENCY EXPENDITURE DATA

FUND TYPE	TOTAL EXPENDITURE	TOTAL SPENT WITH HUBS AMOUNT / %	BLACK AMOUNT / %	HISPANIC AMOUNT / %	WOMAN AMOUNT / %	ASIAN PACIFIC AMOUNT / %	NATIVE AMERICAN AMOUNT / %	SERVICE-DISABLED VETERAN AMOUNT / %
306 - TEXAS STATE LIBRARY & ARCHIVES COMM - PROFESSIONAL SERVICES UNADJUSTED GOAL IS 23.7%								
T	\$40,871	0 / 0%	0 / 0%	0 / 0%	0 / 0%	0 / 0%	0 / 0%	0 / 0%
N	0	0 / 0%	0 / 0%	0 / 0%	0 / 0%	0 / 0%	0 / 0%	0 / 0%
S	***	0 / 0%	0 / 0%	0 / 0%	0 / 0%	0 / 0%	0 / 0%	0 / 0%
-TC	0	0 / 0%	0 / 0%	0 / 0%	0 / 0%	0 / 0%	0 / 0%	0 / 0%
-I	0	0 / 0%	0 / 0%	0 / 0%	0 / 0%	0 / 0%	0 / 0%	0 / 0%
	\$40,871	0 / 0%	0 / 0%	0 / 0%	0 / 0%	0 / 0%	0 / 0%	0 / 0%
306 - TEXAS STATE LIBRARY & ARCHIVES COMM - OTHER SERVICES UNADJUSTED GOAL IS 26%								
T	\$11,629,726	\$96,813 / 0.83%	0 / 0%	\$8,073 / 0.07%	-\$4,017 / -0.03%	\$92,756 / 0.80%	0 / 0%	0 / 0%
N	0	0 / 0%	0 / 0%	0 / 0%	0 / 0%	0 / 0%	0 / 0%	0 / 0%
S	***	\$4,699 / 0.04%	0 / 0%	0 / 0%	0 / 0%	\$4,699 / 0.04%	0 / 0%	0 / 0%
-TC	\$490	0 / 0%	0 / 0%	0 / 0%	0 / 0%	0 / 0%	0 / 0%	0 / 0%
-I	\$794	0 / 0%	0 / 0%	0 / 0%	0 / 0%	0 / 0%	0 / 0%	0 / 0%
	\$11,628,442	\$101,512 / 0.88%	0 / 0%	\$8,073 / 0.07%	-\$4,017 / -0.03%	\$97,456 / 0.84%	0 / 0%	0 / 0%
306 - TEXAS STATE LIBRARY & ARCHIVES COMM - COMMODITY PURCHASING UNADJUSTED GOAL IS 21.1%								
T	\$889,908	\$159,940 / 17.97%	\$1,643 / 0.18%	\$3,609 / 0.41%	\$131,459 / 14.77%	\$23,229 / 2.61%	0 / 0%	0 / 0%
N	0	0 / 0%	0 / 0%	0 / 0%	0 / 0%	0 / 0%	0 / 0%	0 / 0%
S	***	0 / 0%	0 / 0%	0 / 0%	0 / 0%	0 / 0%	0 / 0%	0 / 0%
-TC	\$10,363	\$3,120 / 30.11%	0 / 0%	\$3,120 / 30.11%	0 / 0%	0 / 0%	0 / 0%	0 / 0%
-I	\$32	0 / 0%	0 / 0%	0 / 0%	0 / 0%	0 / 0%	0 / 0%	0 / 0%
	\$879,514	\$156,820 / 48.08%	\$1,643 / 0.18%	\$489 / 30.51%	\$131,459 / 14.77%	\$23,229 / 2.61%	0 / 0%	0 / 0%

*** DOLLARS REPORTED BUT NOT SHOWN IN THESE COLUMNS. T=TREASURY, N=NON-TREASURY, S=SUBCONTRACTOR FUNDS & PROCUREMENT CARD HUB PURCHASES, TC=TERM CONTRACT, I= INTER GOVERNMENTAL



TEXAS HISTORICALLY UNDERUTILIZED BUSINESS (HUB) SEMI-ANNUAL REPORT RECEIVED FOR FISCAL YEAR 2024

SECTION VII - STATE AGENCY EXPENDITURE DATA

FUND TYPE	TOTAL EXPENDITURE	TOTAL SPENT WITH HUBS AMOUNT / %	BLACK AMOUNT / %	HISPANIC AMOUNT / %	WOMAN AMOUNT / %	ASIAN PACIFIC AMOUNT / %	NATIVE AMERICAN AMOUNT / %	SERVICE-DISABLED VETERAN AMOUNT / %
306 - TEXAS STATE LIBRARY & ARCHIVES COMM - Statewide Grand Total Expenditures								
T	\$12,585,228	\$259,351 / 2.06%	\$1,643 / 0.01%	\$11,682 / 0.09%	\$130,041 / 1.03%	\$115,986 / 0.92%	0 / 0%	0 / 0%
N	0	0 / 0%	0 / 0%	0 / 0%	0 / 0%	0 / 0%	0 / 0%	0 / 0%
S	***	\$4,699 / 0.04%	0 / 0%	0 / 0%	0 / 0%	\$4,699 / 0.04%	0 / 0%	0 / 0%
-TC	\$10,852	\$3,120 / 28.75%	0 / 0%	\$3,120 / 28.75%	0 / 0%	0 / 0%	0 / 0%	0 / 0%
-I	\$826	0 / 0%	0 / 0%	0 / 0%	0 / 0%	0 / 0%	0 / 0%	0 / 0%
	\$12,573,550	\$260,930 / 30.86%	\$1,643 / 0.01%	\$8,562 / 28.84%	\$130,041 / 1.03%	\$120,685 / 0.97%	0 / 0%	0 / 0%

*** DOLLARS REPORTED BUT NOT SHOWN IN THESE COLUMNS. T=TREASURY, N=NON-TREASURY, S=SUBCONTRACTOR FUNDS & PROCUREMENT CARD HUB PURCHASES, TC=TERM CONTRACT, I= INTER GOVERNMENTAL



TEXAS HISTORICALLY UNDERUTILIZED BUSINESS (HUB) SEMI-ANNUAL REPORT RECEIVED FOR FISCAL YEAR 2024

SECTION VII - STATE AGENCY EXPENDITURE DATA

FUND TYPE	TOTAL EXPENDITURE	TOTAL SPENT WITH HUBS AMOUNT / %	BLACK AMOUNT / %	HISPANIC AMOUNT / %	WOMAN AMOUNT / %	ASIAN PACIFIC AMOUNT / %	NATIVE AMERICAN AMOUNT / %	SERVICE-DISABLED VETERAN AMOUNT / %
307 - SECRETARY OF STATE - HEAVY CONSTRUCTION UNADJUSTED GOAL IS 11.2%								
T	0	0 / 0%	0 / 0%	0 / 0%	0 / 0%	0 / 0%	0 / 0%	0 / 0%
N	0	0 / 0%	0 / 0%	0 / 0%	0 / 0%	0 / 0%	0 / 0%	0 / 0%
S	***	0 / 0%	0 / 0%	0 / 0%	0 / 0%	0 / 0%	0 / 0%	0 / 0%
-TC	0	0 / 0%	0 / 0%	0 / 0%	0 / 0%	0 / 0%	0 / 0%	0 / 0%
-I	0	0 / 0%	0 / 0%	0 / 0%	0 / 0%	0 / 0%	0 / 0%	0 / 0%
	0	0 / 0%	0 / 0%	0 / 0%	0 / 0%	0 / 0%	0 / 0%	0 / 0%
307 - SECRETARY OF STATE - BUILDING CONSTRUCTION UNADJUSTED GOAL IS 21.1%								
T	0	0 / 0%	0 / 0%	0 / 0%	0 / 0%	0 / 0%	0 / 0%	0 / 0%
N	0	0 / 0%	0 / 0%	0 / 0%	0 / 0%	0 / 0%	0 / 0%	0 / 0%
S	***	0 / 0%	0 / 0%	0 / 0%	0 / 0%	0 / 0%	0 / 0%	0 / 0%
-TC	0	0 / 0%	0 / 0%	0 / 0%	0 / 0%	0 / 0%	0 / 0%	0 / 0%
-I	0	0 / 0%	0 / 0%	0 / 0%	0 / 0%	0 / 0%	0 / 0%	0 / 0%
	0	0 / 0%	0 / 0%	0 / 0%	0 / 0%	0 / 0%	0 / 0%	0 / 0%
307 - SECRETARY OF STATE - SPECIAL TRADE UNADJUSTED GOAL IS 32.9%								
T	\$436	\$436 / 100.00%	0 / 0%	0 / 0%	\$436 / 100.00%	0 / 0%	0 / 0%	0 / 0%
N	0	0 / 0%	0 / 0%	0 / 0%	0 / 0%	0 / 0%	0 / 0%	0 / 0%
S	***	0 / 0%	0 / 0%	0 / 0%	0 / 0%	0 / 0%	0 / 0%	0 / 0%
-TC	0	0 / 0%	0 / 0%	0 / 0%	0 / 0%	0 / 0%	0 / 0%	0 / 0%
-I	0	0 / 0%	0 / 0%	0 / 0%	0 / 0%	0 / 0%	0 / 0%	0 / 0%
	\$436	\$436 / 100.00%	0 / 0%	0 / 0%	\$436 / 100.00%	0 / 0%	0 / 0%	0 / 0%

*** DOLLARS REPORTED BUT NOT SHOWN IN THESE COLUMNS. T=TREASURY, N=NON-TREASURY, S=SUBCONTRACTOR FUNDS & PROCUREMENT CARD HUB PURCHASES, TC=TERM CONTRACT, I= INTER GOVERNMENTAL



TEXAS HISTORICALLY UNDERUTILIZED BUSINESS (HUB) SEMI-ANNUAL REPORT RECEIVED FOR FISCAL YEAR 2024

SECTION VII - STATE AGENCY EXPENDITURE DATA

FUND TYPE	TOTAL EXPENDITURE	TOTAL SPENT WITH HUBS AMOUNT / %	BLACK AMOUNT / %	HISPANIC AMOUNT / %	WOMAN AMOUNT / %	ASIAN PACIFIC AMOUNT / %	NATIVE AMERICAN AMOUNT / %	SERVICE-DISABLED VETERAN AMOUNT / %
-----------	-------------------	----------------------------------	------------------	---------------------	------------------	--------------------------	----------------------------	-------------------------------------

307 - SECRETARY OF STATE - PROFESSIONAL SERVICES UNADJUSTED GOAL IS 23.7%

T	0	0 / 0%	0 / 0%	0 / 0%	0 / 0%	0 / 0%	0 / 0%	0 / 0%
N	0	0 / 0%	0 / 0%	0 / 0%	0 / 0%	0 / 0%	0 / 0%	0 / 0%
S	***	0 / 0%	0 / 0%	0 / 0%	0 / 0%	0 / 0%	0 / 0%	0 / 0%
-TC	0	0 / 0%	0 / 0%	0 / 0%	0 / 0%	0 / 0%	0 / 0%	0 / 0%
-I	0	0 / 0%	0 / 0%	0 / 0%	0 / 0%	0 / 0%	0 / 0%	0 / 0%
	0	0 / 0%	0 / 0%	0 / 0%	0 / 0%	0 / 0%	0 / 0%	0 / 0%

307 - SECRETARY OF STATE - OTHER SERVICES UNADJUSTED GOAL IS 26%

T	\$10,721,048	\$921,340 / 8.59%	\$6,898 / 0.06%	\$190,195 / 1.77%	\$350,057 / 3.27%	\$374,191 / 3.49%	0 / 0%	0 / 0%
N	0	0 / 0%	0 / 0%	0 / 0%	0 / 0%	0 / 0%	0 / 0%	0 / 0%
S	***	0 / 0%	0 / 0%	0 / 0%	0 / 0%	0 / 0%	0 / 0%	0 / 0%
-TC	\$13,896	0 / 0%	0 / 0%	0 / 0%	0 / 0%	0 / 0%	0 / 0%	0 / 0%
-I	0	0 / 0%	0 / 0%	0 / 0%	0 / 0%	0 / 0%	0 / 0%	0 / 0%
	\$10,707,152	\$921,340 / 8.59%	\$6,898 / 0.06%	\$190,195 / 1.77%	\$350,057 / 3.27%	\$374,191 / 3.49%	0 / 0%	0 / 0%

307 - SECRETARY OF STATE - COMMODITY PURCHASING UNADJUSTED GOAL IS 21.1%

T	\$635,439	\$371,265 / 58.43%	\$36,534 / 5.75%	\$32,858 / 5.17%	\$214,299 / 33.72%	\$87,575 / 13.78%	0 / 0%	0 / 0%
N	0	0 / 0%	0 / 0%	0 / 0%	0 / 0%	0 / 0%	0 / 0%	0 / 0%
S	***	0 / 0%	0 / 0%	0 / 0%	0 / 0%	0 / 0%	0 / 0%	0 / 0%
-TC	\$101,880	\$1,145 / 1.12%	0 / 0%	0 / 0%	\$1,041 / 1.02%	\$104 / 0.10%	0 / 0%	0 / 0%
-I	0	0 / 0%	0 / 0%	0 / 0%	0 / 0%	0 / 0%	0 / 0%	0 / 0%
	\$533,559	\$370,121 / 59.55%	\$36,534 / 5.75%	\$32,858 / 5.17%	\$213,258 / 34.75%	\$87,471 / 13.88%	0 / 0%	0 / 0%

*** DOLLARS REPORTED BUT NOT SHOWN IN THESE COLUMNS. T=TREASURY, N=NON-TREASURY, S=SUBCONTRACTOR FUNDS & PROCUREMENT CARD HUB PURCHASES, TC=TERM CONTRACT, I= INTER GOVERNMENTAL



TEXAS HISTORICALLY UNDERUTILIZED BUSINESS (HUB) SEMI-ANNUAL REPORT RECEIVED FOR FISCAL YEAR 2024

SECTION VII - STATE AGENCY EXPENDITURE DATA

FUND TYPE	TOTAL EXPENDITURE	TOTAL SPENT WITH HUBS AMOUNT / %	BLACK AMOUNT / %	HISPANIC AMOUNT / %	WOMAN AMOUNT / %	ASIAN PACIFIC AMOUNT / %	NATIVE AMERICAN AMOUNT / %	SERVICE-DISABLED VETERAN AMOUNT / %
307 - SECRETARY OF STATE - Statewide Grand Total Expenditures								
T	\$11,356,923	\$1,293,041 / 11.39%	\$43,431 / 0.38%	\$223,053 / 1.96%	\$564,791 / 4.97%	\$461,766 / 4.07%	0 / 0%	0 / 0%
N	0	0 / 0%	0 / 0%	0 / 0%	0 / 0%	0 / 0%	0 / 0%	0 / 0%
S	***	0 / 0%	0 / 0%	0 / 0%	0 / 0%	0 / 0%	0 / 0%	0 / 0%
-TC	\$115,777	\$1,145 / 0.99%	0 / 0%	0 / 0%	\$1,041 / 0.90%	\$104 / 0.09%	0 / 0%	0 / 0%
-I	0	0 / 0%	0 / 0%	0 / 0%	0 / 0%	0 / 0%	0 / 0%	0 / 0%
	\$11,241,146	\$1,291,896 / 12.37%	\$43,431 / 0.38%	\$223,053 / 1.96%	\$563,750 / 5.87%	\$461,662 / 4.16%	0 / 0%	0 / 0%

*** DOLLARS REPORTED BUT NOT SHOWN IN THESE COLUMNS. T=TREASURY, N=NON-TREASURY, S=SUBCONTRACTOR FUNDS & PROCUREMENT CARD HUB PURCHASES, TC=TERM CONTRACT, I= INTER GOVERNMENTAL



TEXAS HISTORICALLY UNDERUTILIZED BUSINESS (HUB) SEMI-ANNUAL REPORT RECEIVED FOR FISCAL YEAR 2024

SECTION VII - STATE AGENCY EXPENDITURE DATA

FUND TYPE	TOTAL EXPENDITURE	TOTAL SPENT WITH HUBS AMOUNT / %	BLACK AMOUNT / %	HISPANIC AMOUNT / %	WOMAN AMOUNT / %	ASIAN PACIFIC AMOUNT / %	NATIVE AMERICAN AMOUNT / %	SERVICE-DISABLED VETERAN AMOUNT / %
-----------	-------------------	----------------------------------	------------------	---------------------	------------------	--------------------------	----------------------------	-------------------------------------

308 - STATE AUDITOR'S OFFICE - HEAVY CONSTRUCTION UNADJUSTED GOAL IS 11.2%

T	0	0 / 0%	0 / 0%	0 / 0%	0 / 0%	0 / 0%	0 / 0%	0 / 0%
N	0	0 / 0%	0 / 0%	0 / 0%	0 / 0%	0 / 0%	0 / 0%	0 / 0%
S	***	0 / 0%	0 / 0%	0 / 0%	0 / 0%	0 / 0%	0 / 0%	0 / 0%
-TC	0	0 / 0%	0 / 0%	0 / 0%	0 / 0%	0 / 0%	0 / 0%	0 / 0%
-I	0	0 / 0%	0 / 0%	0 / 0%	0 / 0%	0 / 0%	0 / 0%	0 / 0%
	0	0 / 0%	0 / 0%	0 / 0%	0 / 0%	0 / 0%	0 / 0%	0 / 0%

308 - STATE AUDITOR'S OFFICE - BUILDING CONSTRUCTION UNADJUSTED GOAL IS 21.1%

T	0	0 / 0%	0 / 0%	0 / 0%	0 / 0%	0 / 0%	0 / 0%	0 / 0%
N	0	0 / 0%	0 / 0%	0 / 0%	0 / 0%	0 / 0%	0 / 0%	0 / 0%
S	***	0 / 0%	0 / 0%	0 / 0%	0 / 0%	0 / 0%	0 / 0%	0 / 0%
-TC	0	0 / 0%	0 / 0%	0 / 0%	0 / 0%	0 / 0%	0 / 0%	0 / 0%
-I	0	0 / 0%	0 / 0%	0 / 0%	0 / 0%	0 / 0%	0 / 0%	0 / 0%
	0	0 / 0%	0 / 0%	0 / 0%	0 / 0%	0 / 0%	0 / 0%	0 / 0%

308 - STATE AUDITOR'S OFFICE - SPECIAL TRADE UNADJUSTED GOAL IS 32.9%

T	0	0 / 0%	0 / 0%	0 / 0%	0 / 0%	0 / 0%	0 / 0%	0 / 0%
N	0	0 / 0%	0 / 0%	0 / 0%	0 / 0%	0 / 0%	0 / 0%	0 / 0%
S	***	0 / 0%	0 / 0%	0 / 0%	0 / 0%	0 / 0%	0 / 0%	0 / 0%
-TC	0	0 / 0%	0 / 0%	0 / 0%	0 / 0%	0 / 0%	0 / 0%	0 / 0%
-I	0	0 / 0%	0 / 0%	0 / 0%	0 / 0%	0 / 0%	0 / 0%	0 / 0%
	0	0 / 0%	0 / 0%	0 / 0%	0 / 0%	0 / 0%	0 / 0%	0 / 0%

*** DOLLARS REPORTED BUT NOT SHOWN IN THESE COLUMNS. T=TREASURY, N=NON-TREASURY, S=SUBCONTRACTOR FUNDS & PROCUREMENT CARD HUB PURCHASES, TC=TERM CONTRACT, I= INTER GOVERNMENT



TEXAS HISTORICALLY UNDERUTILIZED BUSINESS (HUB) SEMI-ANNUAL REPORT RECEIVED FOR FISCAL YEAR 2024

SECTION VII - STATE AGENCY EXPENDITURE DATA

FUND TYPE	TOTAL EXPENDITURE	TOTAL SPENT WITH HUBS AMOUNT / %	BLACK AMOUNT / %	HISPANIC AMOUNT / %	WOMAN AMOUNT / %	ASIAN PACIFIC AMOUNT / %	NATIVE AMERICAN AMOUNT / %	SERVICE-DISABLED VETERAN AMOUNT / %
308 - STATE AUDITOR'S OFFICE - PROFESSIONAL SERVICES UNADJUSTED GOAL IS 23.7%								
T	\$1,793,659	0 / 0%	0 / 0%	0 / 0%	0 / 0%	0 / 0%	0 / 0%	0 / 0%
N	0	0 / 0%	0 / 0%	0 / 0%	0 / 0%	0 / 0%	0 / 0%	0 / 0%
S	***	\$181,363 / 10.11%	\$31,103 / 1.73%	\$150,260 / 8.38%	0 / 0%	0 / 0%	0 / 0%	0 / 0%
-TC	0	0 / 0%	0 / 0%	0 / 0%	0 / 0%	0 / 0%	0 / 0%	0 / 0%
-I	0	0 / 0%	0 / 0%	0 / 0%	0 / 0%	0 / 0%	0 / 0%	0 / 0%
	\$1,793,659	\$181,363 / 10.11%	\$31,103 / 1.73%	\$150,260 / 8.38%	0 / 0%	0 / 0%	0 / 0%	0 / 0%

308 - STATE AUDITOR'S OFFICE - OTHER SERVICES UNADJUSTED GOAL IS 26%								
T	\$442,374	\$44,402 / 10.04%	0 / 0%	\$2,650 / 0.60%	\$12,335 / 2.79%	\$29,417 / 6.65%	0 / 0%	0 / 0%
N	0	0 / 0%	0 / 0%	0 / 0%	0 / 0%	0 / 0%	0 / 0%	0 / 0%
S	***	0 / 0%	0 / 0%	0 / 0%	0 / 0%	0 / 0%	0 / 0%	0 / 0%
-TC	0	0 / 0%	0 / 0%	0 / 0%	0 / 0%	0 / 0%	0 / 0%	0 / 0%
-I	0	0 / 0%	0 / 0%	0 / 0%	0 / 0%	0 / 0%	0 / 0%	0 / 0%
	\$442,374	\$44,402 / 10.04%	0 / 0%	\$2,650 / 0.60%	\$12,335 / 2.79%	\$29,417 / 6.65%	0 / 0%	0 / 0%

308 - STATE AUDITOR'S OFFICE - COMMODITY PURCHASING UNADJUSTED GOAL IS 21.1%								
T	\$256,170	\$106,680 / 41.64%	0 / 0%	0 / 0%	\$1,681 / 0.66%	\$104,999 / 40.99%	0 / 0%	0 / 0%
N	0	0 / 0%	0 / 0%	0 / 0%	0 / 0%	0 / 0%	0 / 0%	0 / 0%
S	***	0 / 0%	0 / 0%	0 / 0%	0 / 0%	0 / 0%	0 / 0%	0 / 0%
-TC	\$1,781	0 / 0%	0 / 0%	0 / 0%	0 / 0%	0 / 0%	0 / 0%	0 / 0%
-I	0	0 / 0%	0 / 0%	0 / 0%	0 / 0%	0 / 0%	0 / 0%	0 / 0%
	\$254,389	\$106,680 / 41.64%	0 / 0%	0 / 0%	\$1,681 / 0.66%	\$104,999 / 40.99%	0 / 0%	0 / 0%

*** DOLLARS REPORTED BUT NOT SHOWN IN THESE COLUMNS. T=TREASURY, N=NON-TREASURY, S=SUBCONTRACTOR FUNDS & PROCUREMENT CARD HUB PURCHASES, TC=TERM CONTRACT, I= INTER GOVERNMENT



TEXAS HISTORICALLY UNDERUTILIZED BUSINESS (HUB) SEMI-ANNUAL REPORT RECEIVED FOR FISCAL YEAR 2024

SECTION VII - STATE AGENCY EXPENDITURE DATA

FUND TYPE	TOTAL EXPENDITURE	TOTAL SPENT WITH HUBS AMOUNT / %	BLACK AMOUNT / %	HISPANIC AMOUNT / %	WOMAN AMOUNT / %	ASIAN PACIFIC AMOUNT / %	NATIVE AMERICAN AMOUNT / %	SERVICE-DISABLED VETERAN AMOUNT / %
308 - STATE AUDITOR'S OFFICE - Statewide Grand Total Expenditures								
T	\$2,492,203	\$151,082 / 6.06%	0 / 0%	\$2,650 / 0.11%	\$14,016 / 0.56%	\$134,415 / 5.39%	0 / 0%	0 / 0%
N	0	0 / 0%	0 / 0%	0 / 0%	0 / 0%	0 / 0%	0 / 0%	0 / 0%
S	***	\$181,363 / 10.11%	\$31,103 / 1.73%	\$150,260 / 8.38%	0 / 0%	0 / 0%	0 / 0%	0 / 0%
-TC	\$1,781	0 / 0%	0 / 0%	0 / 0%	0 / 0%	0 / 0%	0 / 0%	0 / 0%
-I	0	0 / 0%	0 / 0%	0 / 0%	0 / 0%	0 / 0%	0 / 0%	0 / 0%
	\$2,490,422	\$332,444 / 16.17%	\$31,103 / 1.73%	\$152,910 / 8.48%	\$14,016 / 0.56%	\$134,415 / 5.39%	0 / 0%	0 / 0%

*** DOLLARS REPORTED BUT NOT SHOWN IN THESE COLUMNS. T=TREASURY, N=NON-TREASURY, S=SUBCONTRACTOR FUNDS & PROCUREMENT CARD HUB PURCHASES, TC=TERM CONTRACT, I= INTER GOVERNMENTAL



TEXAS HISTORICALLY UNDERUTILIZED BUSINESS (HUB) SEMI-ANNUAL REPORT RECEIVED FOR FISCAL YEAR 2024

SECTION VII - STATE AGENCY EXPENDITURE DATA

FUND TYPE	TOTAL EXPENDITURE	TOTAL SPENT WITH HUBS AMOUNT / %	BLACK AMOUNT / %	HISPANIC AMOUNT / %	WOMAN AMOUNT / %	ASIAN PACIFIC AMOUNT / %	NATIVE AMERICAN AMOUNT / %	SERVICE-DISABLED VETERAN AMOUNT / %
		0 / 0%	0 / 0%	0 / 0%	0 / 0%	0 / 0%	0 / 0%	0 / 0%
	0	0 / 0%	0 / 0%	0 / 0%	0 / 0%	0 / 0%	0 / 0%	0 / 0%

*** DOLLARS REPORTED BUT NOT SHOWN IN THESE COLUMNS. T=TREASURY, N=NON-TREASURY, S=SUBCONTRACTOR FUNDS & PROCUREMENT CARD HUB PURCHASES, TC=TERM CONTRACT, I= INTER GOVERNMENTAL



TEXAS HISTORICALLY UNDERUTILIZED BUSINESS (HUB) SEMI-ANNUAL REPORT RECEIVED FOR FISCAL YEAR 2024

SECTION VII - STATE AGENCY EXPENDITURE DATA

FUND TYPE	TOTAL EXPENDITURE	TOTAL SPENT WITH HUBS AMOUNT / %	BLACK AMOUNT / %	HISPANIC AMOUNT / %	WOMAN AMOUNT / %	ASIAN PACIFIC AMOUNT / %	NATIVE AMERICAN AMOUNT / %	SERVICE-DISABLED VETERAN AMOUNT / %
-----------	-------------------	----------------------------------	------------------	---------------------	------------------	--------------------------	----------------------------	-------------------------------------

312 - STATE SECURITIES BOARD - HEAVY CONSTRUCTION UNADJUSTED GOAL IS 11.2%

T	0	0 / 0%	0 / 0%	0 / 0%	0 / 0%	0 / 0%	0 / 0%	0 / 0%
N	0	0 / 0%	0 / 0%	0 / 0%	0 / 0%	0 / 0%	0 / 0%	0 / 0%
S	***	0 / 0%	0 / 0%	0 / 0%	0 / 0%	0 / 0%	0 / 0%	0 / 0%
-TC	0	0 / 0%	0 / 0%	0 / 0%	0 / 0%	0 / 0%	0 / 0%	0 / 0%
-I	0	0 / 0%	0 / 0%	0 / 0%	0 / 0%	0 / 0%	0 / 0%	0 / 0%
	0	0 / 0%	0 / 0%	0 / 0%	0 / 0%	0 / 0%	0 / 0%	0 / 0%

312 - STATE SECURITIES BOARD - BUILDING CONSTRUCTION UNADJUSTED GOAL IS 21.1%

T	0	0 / 0%	0 / 0%	0 / 0%	0 / 0%	0 / 0%	0 / 0%	0 / 0%
N	0	0 / 0%	0 / 0%	0 / 0%	0 / 0%	0 / 0%	0 / 0%	0 / 0%
S	***	0 / 0%	0 / 0%	0 / 0%	0 / 0%	0 / 0%	0 / 0%	0 / 0%
-TC	0	0 / 0%	0 / 0%	0 / 0%	0 / 0%	0 / 0%	0 / 0%	0 / 0%
-I	0	0 / 0%	0 / 0%	0 / 0%	0 / 0%	0 / 0%	0 / 0%	0 / 0%
	0	0 / 0%	0 / 0%	0 / 0%	0 / 0%	0 / 0%	0 / 0%	0 / 0%

312 - STATE SECURITIES BOARD - SPECIAL TRADE UNADJUSTED GOAL IS 32.9%

T	0	0 / 0%	0 / 0%	0 / 0%	0 / 0%	0 / 0%	0 / 0%	0 / 0%
N	0	0 / 0%	0 / 0%	0 / 0%	0 / 0%	0 / 0%	0 / 0%	0 / 0%
S	***	0 / 0%	0 / 0%	0 / 0%	0 / 0%	0 / 0%	0 / 0%	0 / 0%
-TC	0	0 / 0%	0 / 0%	0 / 0%	0 / 0%	0 / 0%	0 / 0%	0 / 0%
-I	0	0 / 0%	0 / 0%	0 / 0%	0 / 0%	0 / 0%	0 / 0%	0 / 0%
	0	0 / 0%	0 / 0%	0 / 0%	0 / 0%	0 / 0%	0 / 0%	0 / 0%

*** DOLLARS REPORTED BUT NOT SHOWN IN THESE COLUMNS. T=TREASURY, N=NON-TREASURY, S=SUBCONTRACTOR FUNDS & PROCUREMENT CARD HUB PURCHASES, TC=TERM CONTRACT, I= INTER GOVERNMENT



TEXAS HISTORICALLY UNDERUTILIZED BUSINESS (HUB) SEMI-ANNUAL REPORT RECEIVED FOR FISCAL YEAR 2024

SECTION VII - STATE AGENCY EXPENDITURE DATA

FUND TYPE	TOTAL EXPENDITURE	TOTAL SPENT WITH HUBS AMOUNT / %	BLACK AMOUNT / %	HISPANIC AMOUNT / %	WOMAN AMOUNT / %	ASIAN PACIFIC AMOUNT / %	NATIVE AMERICAN AMOUNT / %	SERVICE-DISABLED VETERAN AMOUNT / %
-----------	-------------------	----------------------------------	------------------	---------------------	------------------	--------------------------	----------------------------	-------------------------------------

312 - STATE SECURITIES BOARD - PROFESSIONAL SERVICES UNADJUSTED GOAL IS 23.7%

T	\$29,680	\$29,680 / 100.00%	0 / 0%	\$29,680 / 100.00%	0 / 0%	0 / 0%	0 / 0%	0 / 0%
N	0	0 / 0%	0 / 0%	0 / 0%	0 / 0%	0 / 0%	0 / 0%	0 / 0%
S	***	0 / 0%	0 / 0%	0 / 0%	0 / 0%	0 / 0%	0 / 0%	0 / 0%
-TC	0	0 / 0%	0 / 0%	0 / 0%	0 / 0%	0 / 0%	0 / 0%	0 / 0%
-I	0	0 / 0%	0 / 0%	0 / 0%	0 / 0%	0 / 0%	0 / 0%	0 / 0%
	\$29,680	\$29,680 / 100.00%	0 / 0%	\$29,680 / 100.00%	0 / 0%	0 / 0%	0 / 0%	0 / 0%

312 - STATE SECURITIES BOARD - OTHER SERVICES UNADJUSTED GOAL IS 26%

T	\$100,454	\$12,319 / 12.26%	\$186 / 0.19%	0 / 0%	\$5,501 / 5.48%	\$6,632 / 6.60%	0 / 0%	0 / 0%
N	0	0 / 0%	0 / 0%	0 / 0%	0 / 0%	0 / 0%	0 / 0%	0 / 0%
S	***	0 / 0%	0 / 0%	0 / 0%	0 / 0%	0 / 0%	0 / 0%	0 / 0%
-TC	\$1,282	\$221 / 17.19%	0 / 0%	0 / 0%	\$221 / 17.19%	0 / 0%	0 / 0%	0 / 0%
-I	0	0 / 0%	0 / 0%	0 / 0%	0 / 0%	0 / 0%	0 / 0%	0 / 0%
	\$99,171	\$12,099 / 29.46%	\$186 / 0.19%	0 / 0%	\$5,281 / 22.67%	\$6,632 / 6.60%	0 / 0%	0 / 0%

312 - STATE SECURITIES BOARD - COMMODITY PURCHASING UNADJUSTED GOAL IS 21.1%

T	\$105,999	\$85,891 / 81.03%	\$94 / 0.09%	0 / 0%	\$75,671 / 71.39%	\$10,126 / 9.55%	0 / 0%	0 / 0%
N	0	0 / 0%	0 / 0%	0 / 0%	0 / 0%	0 / 0%	0 / 0%	0 / 0%
S	***	0 / 0%	0 / 0%	0 / 0%	0 / 0%	0 / 0%	0 / 0%	0 / 0%
-TC	\$1,146	\$505 / 44.08%	0 / 0%	0 / 0%	0 / 0%	\$505 / 44.08%	0 / 0%	0 / 0%
-I	0	0 / 0%	0 / 0%	0 / 0%	0 / 0%	0 / 0%	0 / 0%	0 / 0%
	\$104,853	\$85,386 / 125.11%	\$94 / 0.09%	0 / 0%	\$75,671 / 71.39%	\$9,620 / 53.64%	0 / 0%	0 / 0%

*** DOLLARS REPORTED BUT NOT SHOWN IN THESE COLUMNS. T=TREASURY, N=NON-TREASURY, S=SUBCONTRACTOR FUNDS & PROCUREMENT CARD HUB PURCHASES, TC=TERM CONTRACT, I= INTER GOVERNMENTAL



TEXAS HISTORICALLY UNDERUTILIZED BUSINESS (HUB) SEMI-ANNUAL REPORT RECEIVED FOR FISCAL YEAR 2024

SECTION VII - STATE AGENCY EXPENDITURE DATA

FUND TYPE	TOTAL EXPENDITURE	TOTAL SPENT WITH HUBS AMOUNT / %	BLACK AMOUNT / %	HISPANIC AMOUNT / %	WOMAN AMOUNT / %	ASIAN PACIFIC AMOUNT / %	NATIVE AMERICAN AMOUNT / %	SERVICE-DISABLED VETERAN AMOUNT / %
312 - STATE SECURITIES BOARD - Statewide Grand Total Expenditures								
T	\$236,133	\$127,891 / 54.16%	\$280 / 0.12%	\$29,680 / 12.57%	\$81,173 / 34.38%	\$16,758 / 7.10%	0 / 0%	0 / 0%
N	0	0 / 0%	0 / 0%	0 / 0%	0 / 0%	0 / 0%	0 / 0%	0 / 0%
S	***	0 / 0%	0 / 0%	0 / 0%	0 / 0%	0 / 0%	0 / 0%	0 / 0%
-TC	\$2,429	\$726 / 29.89%	0 / 0%	0 / 0%	\$221 / 9.08%	\$505 / 20.81%	0 / 0%	0 / 0%
-I	0	0 / 0%	0 / 0%	0 / 0%	0 / 0%	0 / 0%	0 / 0%	0 / 0%
	\$233,704	\$127,165 / 84.05%	\$280 / 0.12%	\$29,680 / 12.57%	\$80,952 / 43.45%	\$16,252 / 27.90%	0 / 0%	0 / 0%

*** DOLLARS REPORTED BUT NOT SHOWN IN THESE COLUMNS. T=TREASURY, N=NON-TREASURY, S=SUBCONTRACTOR FUNDS & PROCUREMENT CARD HUB PURCHASES, TC=TERM CONTRACT, I= INTER GOVERNMENTAL



TEXAS HISTORICALLY UNDERUTILIZED BUSINESS (HUB) SEMI-ANNUAL REPORT RECEIVED FOR FISCAL YEAR 2024

SECTION VII - STATE AGENCY EXPENDITURE DATA

FUND TYPE	TOTAL EXPENDITURE	TOTAL SPENT WITH HUBS AMOUNT / %	BLACK AMOUNT / %	HISPANIC AMOUNT / %	WOMAN AMOUNT / %	ASIAN PACIFIC AMOUNT / %	NATIVE AMERICAN AMOUNT / %	SERVICE-DISABLED VETERAN AMOUNT / %
-----------	-------------------	----------------------------------	------------------	---------------------	------------------	--------------------------	----------------------------	-------------------------------------

313 - DEPARTMENT OF INFORMATION RESOURCES - HEAVY CONSTRUCTION UNADJUSTED GOAL IS 11.2%

T	0	0 / 0%	0 / 0%	0 / 0%	0 / 0%	0 / 0%	0 / 0%	0 / 0%
N	0	0 / 0%	0 / 0%	0 / 0%	0 / 0%	0 / 0%	0 / 0%	0 / 0%
S	***	0 / 0%	0 / 0%	0 / 0%	0 / 0%	0 / 0%	0 / 0%	0 / 0%
-TC	0	0 / 0%	0 / 0%	0 / 0%	0 / 0%	0 / 0%	0 / 0%	0 / 0%
-I	0	0 / 0%	0 / 0%	0 / 0%	0 / 0%	0 / 0%	0 / 0%	0 / 0%
	0	0 / 0%	0 / 0%	0 / 0%	0 / 0%	0 / 0%	0 / 0%	0 / 0%

313 - DEPARTMENT OF INFORMATION RESOURCES - BUILDING CONSTRUCTION UNADJUSTED GOAL IS 21.1%

T	0	0 / 0%	0 / 0%	0 / 0%	0 / 0%	0 / 0%	0 / 0%	0 / 0%
N	0	0 / 0%	0 / 0%	0 / 0%	0 / 0%	0 / 0%	0 / 0%	0 / 0%
S	***	0 / 0%	0 / 0%	0 / 0%	0 / 0%	0 / 0%	0 / 0%	0 / 0%
-TC	0	0 / 0%	0 / 0%	0 / 0%	0 / 0%	0 / 0%	0 / 0%	0 / 0%
-I	0	0 / 0%	0 / 0%	0 / 0%	0 / 0%	0 / 0%	0 / 0%	0 / 0%
	0	0 / 0%	0 / 0%	0 / 0%	0 / 0%	0 / 0%	0 / 0%	0 / 0%

313 - DEPARTMENT OF INFORMATION RESOURCES - SPECIAL TRADE UNADJUSTED GOAL IS 32.9%

T	0	0 / 0%	0 / 0%	0 / 0%	0 / 0%	0 / 0%	0 / 0%	0 / 0%
N	0	0 / 0%	0 / 0%	0 / 0%	0 / 0%	0 / 0%	0 / 0%	0 / 0%
S	***	0 / 0%	0 / 0%	0 / 0%	0 / 0%	0 / 0%	0 / 0%	0 / 0%
-TC	0	0 / 0%	0 / 0%	0 / 0%	0 / 0%	0 / 0%	0 / 0%	0 / 0%
-I	0	0 / 0%	0 / 0%	0 / 0%	0 / 0%	0 / 0%	0 / 0%	0 / 0%
	0	0 / 0%	0 / 0%	0 / 0%	0 / 0%	0 / 0%	0 / 0%	0 / 0%

*** DOLLARS REPORTED BUT NOT SHOWN IN THESE COLUMNS. T=TREASURY, N=NON-TREASURY, S=SUBCONTRACTOR FUNDS & PROCUREMENT CARD HUB PURCHASES, TC=TERM CONTRACT, I= INTER GOVERNMENTAL



TEXAS HISTORICALLY UNDERUTILIZED BUSINESS (HUB) SEMI-ANNUAL REPORT RECEIVED FOR FISCAL YEAR 2024

SECTION VII - STATE AGENCY EXPENDITURE DATA

FUND TYPE	TOTAL EXPENDITURE	TOTAL SPENT WITH HUBS AMOUNT / %	BLACK AMOUNT / %	HISPANIC AMOUNT / %	WOMAN AMOUNT / %	ASIAN PACIFIC AMOUNT / %	NATIVE AMERICAN AMOUNT / %	SERVICE-DISABLED VETERAN AMOUNT / %
-----------	-------------------	----------------------------------	------------------	---------------------	------------------	--------------------------	----------------------------	-------------------------------------

313 - DEPARTMENT OF INFORMATION RESOURCES - PROFESSIONAL SERVICES UNADJUSTED GOAL IS 23.7%

T	0	0 / 0%	0 / 0%	0 / 0%	0 / 0%	0 / 0%	0 / 0%	0 / 0%
N	0	0 / 0%	0 / 0%	0 / 0%	0 / 0%	0 / 0%	0 / 0%	0 / 0%
S	***	0 / 0%	0 / 0%	0 / 0%	0 / 0%	0 / 0%	0 / 0%	0 / 0%
-TC	0	0 / 0%	0 / 0%	0 / 0%	0 / 0%	0 / 0%	0 / 0%	0 / 0%
-I	0	0 / 0%	0 / 0%	0 / 0%	0 / 0%	0 / 0%	0 / 0%	0 / 0%
	0	0 / 0%	0 / 0%	0 / 0%	0 / 0%	0 / 0%	0 / 0%	0 / 0%

313 - DEPARTMENT OF INFORMATION RESOURCES - OTHER SERVICES UNADJUSTED GOAL IS 26%

T	\$12,388,514	\$4,718,568 / 38.09%	\$348,837 / 2.82%	\$1,618,026 / 13.06%	\$1,935,729 / 15.63%	\$815,976 / 6.59%	0 / 0%	0 / 0%
N	0	0 / 0%	0 / 0%	0 / 0%	0 / 0%	0 / 0%	0 / 0%	0 / 0%
S	***	\$784,114 / 11.24%	0 / 0%	\$198,004 / 2.84%	\$411,285 / 5.89%	0 / 0%	0 / 0%	\$174,824 / 2.51%
-TC	\$11,547	0 / 0%	0 / 0%	0 / 0%	0 / 0%	0 / 0%	0 / 0%	0 / 0%
-I	\$60,135	0 / 0%	0 / 0%	0 / 0%	0 / 0%	0 / 0%	0 / 0%	0 / 0%
	\$12,316,832	\$5,502,682 / 49.33%	\$348,837 / 2.82%	\$1,816,030 / 15.90%	\$2,347,014 / 21.52%	\$815,976 / 6.59%	0 / 0%	\$174,824 / 2.51%

313 - DEPARTMENT OF INFORMATION RESOURCES - COMMODITY PURCHASING UNADJUSTED GOAL IS 21.1%

T	\$3,803,323	\$2,963,064 / 77.91%	\$390,906 / 10.28%	\$300,288 / 7.90%	\$2,241,352 / 58.93%	\$30,518 / 0.80%	0 / 0%	0 / 0%
N	0	0 / 0%	0 / 0%	0 / 0%	0 / 0%	0 / 0%	0 / 0%	0 / 0%
S	***	0 / 0%	0 / 0%	0 / 0%	0 / 0%	0 / 0%	0 / 0%	0 / 0%
-TC	\$1,996	0 / 0%	0 / 0%	0 / 0%	0 / 0%	0 / 0%	0 / 0%	0 / 0%
-I	0	0 / 0%	0 / 0%	0 / 0%	0 / 0%	0 / 0%	0 / 0%	0 / 0%
	\$3,801,327	\$2,963,064 / 77.91%	\$390,906 / 10.28%	\$300,288 / 7.90%	\$2,241,352 / 58.93%	\$30,518 / 0.80%	0 / 0%	0 / 0%

*** DOLLARS REPORTED BUT NOT SHOWN IN THESE COLUMNS. T=TREASURY, N=NON-TREASURY, S=SUBCONTRACTOR FUNDS & PROCUREMENT CARD HUB PURCHASES, TC=TERM CONTRACT, I= INTER GOVERNMENTAL



TEXAS HISTORICALLY UNDERUTILIZED BUSINESS (HUB) SEMI-ANNUAL REPORT RECEIVED FOR FISCAL YEAR 2024

SECTION VII - STATE AGENCY EXPENDITURE DATA

FUND TYPE	TOTAL EXPENDITURE	TOTAL SPENT WITH HUBS AMOUNT / %	BLACK AMOUNT / %	HISPANIC AMOUNT / %	WOMAN AMOUNT / %	ASIAN PACIFIC AMOUNT / %	NATIVE AMERICAN AMOUNT / %	SERVICE-DISABLED VETERAN AMOUNT / %
313 - DEPARTMENT OF INFORMATION RESOURCES - Statewide Grand Total Expenditures								
T	\$16,191,837	\$7,681,632 / 47.44%	\$739,743 / 4.57%	\$1,918,314 / 11.85%	\$4,177,081 / 25.80%	\$846,494 / 5.23%	0 / 0%	0 / 0%
N	0	0 / 0%	0 / 0%	0 / 0%	0 / 0%	0 / 0%	0 / 0%	0 / 0%
S	***	\$784,114 / 11.24%	0 / 0%	\$198,004 / 2.84%	\$411,285 / 5.89%	0 / 0%	0 / 0%	\$174,824 / 2.51%
-TC	\$13,542	0 / 0%	0 / 0%	0 / 0%	0 / 0%	0 / 0%	0 / 0%	0 / 0%
-I	\$60,135	0 / 0%	0 / 0%	0 / 0%	0 / 0%	0 / 0%	0 / 0%	0 / 0%
	\$16,118,159	\$8,465,746 / 58.68%	\$739,743 / 4.57%	\$2,116,318 / 14.69%	\$4,588,366 / 31.69%	\$846,494 / 5.23%	0 / 0%	\$174,824 / 2.51%

*** DOLLARS REPORTED BUT NOT SHOWN IN THESE COLUMNS. T=TREASURY, N=NON-TREASURY, S=SUBCONTRACTOR FUNDS & PROCUREMENT CARD HUB PURCHASES, TC=TERM CONTRACT, I= INTER GOVERNMENTAL



TEXAS HISTORICALLY UNDERUTILIZED BUSINESS (HUB) SEMI-ANNUAL REPORT RECEIVED FOR FISCAL YEAR 2024

SECTION VII - STATE AGENCY EXPENDITURE DATA

FUND TYPE	TOTAL EXPENDITURE	TOTAL SPENT WITH HUBS AMOUNT / %	BLACK AMOUNT / %	HISPANIC AMOUNT / %	WOMAN AMOUNT / %	ASIAN PACIFIC AMOUNT / %	NATIVE AMERICAN AMOUNT / %	SERVICE-DISABLED VETERAN AMOUNT / %
#MULTIVALUE								
T	0	0 / 0%	0 / 0%	0 / 0%	0 / 0%	0 / 0%	0 / 0%	0 / 0%
N	0	0 / 0%	0 / 0%	0 / 0%	0 / 0%	0 / 0%	0 / 0%	0 / 0%
S	***	0 / 0%	0 / 0%	0 / 0%	0 / 0%	0 / 0%	0 / 0%	0 / 0%
-TC	0	0 / 0%	0 / 0%	0 / 0%	0 / 0%	0 / 0%	0 / 0%	0 / 0%
-I	0	0 / 0%	0 / 0%	0 / 0%	0 / 0%	0 / 0%	0 / 0%	0 / 0%
	0	0 / 0%	0 / 0%	0 / 0%	0 / 0%	0 / 0%	0 / 0%	0 / 0%

#MULTIVALUE								
T	0	0 / 0%	0 / 0%	0 / 0%	0 / 0%	0 / 0%	0 / 0%	0 / 0%
N	0	0 / 0%	0 / 0%	0 / 0%	0 / 0%	0 / 0%	0 / 0%	0 / 0%
S	***	0 / 0%	0 / 0%	0 / 0%	0 / 0%	0 / 0%	0 / 0%	0 / 0%
-TC	0	0 / 0%	0 / 0%	0 / 0%	0 / 0%	0 / 0%	0 / 0%	0 / 0%
-I	0	0 / 0%	0 / 0%	0 / 0%	0 / 0%	0 / 0%	0 / 0%	0 / 0%
	0	0 / 0%	0 / 0%	0 / 0%	0 / 0%	0 / 0%	0 / 0%	0 / 0%

#MULTIVALUE								
T	0	0 / 0%	0 / 0%	0 / 0%	0 / 0%	0 / 0%	0 / 0%	0 / 0%
N	0	0 / 0%	0 / 0%	0 / 0%	0 / 0%	0 / 0%	0 / 0%	0 / 0%
S	***	0 / 0%	0 / 0%	0 / 0%	0 / 0%	0 / 0%	0 / 0%	0 / 0%
-TC	0	0 / 0%	0 / 0%	0 / 0%	0 / 0%	0 / 0%	0 / 0%	0 / 0%
-I	0	0 / 0%	0 / 0%	0 / 0%	0 / 0%	0 / 0%	0 / 0%	0 / 0%
	0	0 / 0%	0 / 0%	0 / 0%	0 / 0%	0 / 0%	0 / 0%	0 / 0%

*** DOLLARS REPORTED BUT NOT SHOWN IN THESE COLUMNS. T=TREASURY, N=NON-TREASURY, S=SUBCONTRACTOR FUNDS & PROCUREMENT CARD HUB PURCHASES, TC=TERM CONTRACT, I= INTER GOVERNMENT



TEXAS HISTORICALLY UNDERUTILIZED BUSINESS (HUB) SEMI-ANNUAL REPORT RECEIVED FOR FISCAL YEAR 2024

SECTION VII - STATE AGENCY EXPENDITURE DATA

FUND TYPE	TOTAL EXPENDITURE	TOTAL SPENT WITH HUBS AMOUNT / %	BLACK AMOUNT / %	HISPANIC AMOUNT / %	WOMAN AMOUNT / %	ASIAN PACIFIC AMOUNT / %	NATIVE AMERICAN AMOUNT / %	SERVICE-DISABLED VETERAN AMOUNT / %
#MULTIVALUE								
T	\$110,200	0 / 0%	0 / 0%	0 / 0%	0 / 0%	0 / 0%	0 / 0%	0 / 0%
N	0	0 / 0%	0 / 0%	0 / 0%	0 / 0%	0 / 0%	0 / 0%	0 / 0%
S	***	0 / 0%	0 / 0%	0 / 0%	0 / 0%	0 / 0%	0 / 0%	0 / 0%
-TC	0	0 / 0%	0 / 0%	0 / 0%	0 / 0%	0 / 0%	0 / 0%	0 / 0%
-I	0	0 / 0%	0 / 0%	0 / 0%	0 / 0%	0 / 0%	0 / 0%	0 / 0%
	\$110,200	0 / 0%	0 / 0%	0 / 0%	0 / 0%	0 / 0%	0 / 0%	0 / 0%

#MULTIVALUE								
T	\$418,583	\$170,049 / 40.62%	0 / 0%	\$1,159 / 0.28%	\$2,290 / 0.55%	\$166,600 / 39.80%	0 / 0%	0 / 0%
N	0	0 / 0%	0 / 0%	0 / 0%	0 / 0%	0 / 0%	0 / 0%	0 / 0%
S	***	0 / 0%	0 / 0%	0 / 0%	0 / 0%	0 / 0%	0 / 0%	0 / 0%
-TC	\$43	0 / 0%	0 / 0%	0 / 0%	0 / 0%	0 / 0%	0 / 0%	0 / 0%
-I	0	0 / 0%	0 / 0%	0 / 0%	0 / 0%	0 / 0%	0 / 0%	0 / 0%
	\$418,540	\$170,049 / 40.62%	0 / 0%	\$1,159 / 0.28%	\$2,290 / 0.55%	\$166,600 / 39.80%	0 / 0%	0 / 0%

#MULTIVALUE								
T	\$8,201	0 / 0%	0 / 0%	0 / 0%	0 / 0%	0 / 0%	0 / 0%	0 / 0%
N	0	0 / 0%	0 / 0%	0 / 0%	0 / 0%	0 / 0%	0 / 0%	0 / 0%
S	***	0 / 0%	0 / 0%	0 / 0%	0 / 0%	0 / 0%	0 / 0%	0 / 0%
-TC	0	0 / 0%	0 / 0%	0 / 0%	0 / 0%	0 / 0%	0 / 0%	0 / 0%
-I	0	0 / 0%	0 / 0%	0 / 0%	0 / 0%	0 / 0%	0 / 0%	0 / 0%
	\$8,201	0 / 0%	0 / 0%	0 / 0%	0 / 0%	0 / 0%	0 / 0%	0 / 0%

*** DOLLARS REPORTED BUT NOT SHOWN IN THESE COLUMNS. T=TREASURY, N=NON-TREASURY, S=SUBCONTRACTOR FUNDS & PROCUREMENT CARD HUB PURCHASES, TC=TERM CONTRACT, I= INTER GOVERNMENTAL



TEXAS HISTORICALLY UNDERUTILIZED BUSINESS (HUB) SEMI-ANNUAL REPORT RECEIVED FOR FISCAL YEAR 2024

SECTION VII - STATE AGENCY EXPENDITURE DATA

FUND TYPE	TOTAL EXPENDITURE	TOTAL SPENT WITH HUBS AMOUNT / %	BLACK AMOUNT / %	HISPANIC AMOUNT / %	WOMAN AMOUNT / %	ASIAN PACIFIC AMOUNT / %	NATIVE AMERICAN AMOUNT / %	SERVICE-DISABLED VETERAN AMOUNT / %
#MULTIVALUE								
T	\$536,984	\$170,049 / 31.67%	0 / 0%	\$1,159 / 0.22%	\$2,290 / 0.43%	\$166,600 / 31.03%	0 / 0%	0 / 0%
N	0	0 / 0%	0 / 0%	0 / 0%	0 / 0%	0 / 0%	0 / 0%	0 / 0%
S	***	0 / 0%	0 / 0%	0 / 0%	0 / 0%	0 / 0%	0 / 0%	0 / 0%
-TC	\$43	0 / 0%	0 / 0%	0 / 0%	0 / 0%	0 / 0%	0 / 0%	0 / 0%
-I	0	0 / 0%	0 / 0%	0 / 0%	0 / 0%	0 / 0%	0 / 0%	0 / 0%
	\$536,941	\$170,049 / 31.67%	0 / 0%	\$1,159 / 0.22%	\$2,290 / 0.43%	\$166,600 / 31.03%	0 / 0%	0 / 0%

*** DOLLARS REPORTED BUT NOT SHOWN IN THESE COLUMNS. T=TREASURY, N=NON-TREASURY, S=SUBCONTRACTOR FUNDS & PROCUREMENT CARD HUB PURCHASES, TC=TERM CONTRACT, I= INTER GOVERNMENTAL



TEXAS HISTORICALLY UNDERUTILIZED BUSINESS (HUB) SEMI-ANNUAL REPORT RECEIVED FOR FISCAL YEAR 2024

SECTION VII - STATE AGENCY EXPENDITURE DATA

FUND TYPE	TOTAL EXPENDITURE	TOTAL SPENT WITH HUBS AMOUNT / %	BLACK AMOUNT / %	HISPANIC AMOUNT / %	WOMAN AMOUNT / %	ASIAN PACIFIC AMOUNT / %	NATIVE AMERICAN AMOUNT / %	SERVICE-DISABLED VETERAN AMOUNT / %
-----------	-------------------	----------------------------------	------------------	---------------------	------------------	--------------------------	----------------------------	-------------------------------------

320 - TEXAS WORKFORCE COMMISSION - HEAVY CONSTRUCTION UNADJUSTED GOAL IS 11.2%

T	\$47	0 / 0%	0 / 0%	0 / 0%	0 / 0%	0 / 0%	0 / 0%	0 / 0%
N	0	0 / 0%	0 / 0%	0 / 0%	0 / 0%	0 / 0%	0 / 0%	0 / 0%
S	***	0 / 0%	0 / 0%	0 / 0%	0 / 0%	0 / 0%	0 / 0%	0 / 0%
-TC	0	0 / 0%	0 / 0%	0 / 0%	0 / 0%	0 / 0%	0 / 0%	0 / 0%
-I	0	0 / 0%	0 / 0%	0 / 0%	0 / 0%	0 / 0%	0 / 0%	0 / 0%
	\$47	0 / 0%	0 / 0%	0 / 0%	0 / 0%	0 / 0%	0 / 0%	0 / 0%

320 - TEXAS WORKFORCE COMMISSION - BUILDING CONSTRUCTION UNADJUSTED GOAL IS 21.1%

T	0	0 / 0%	0 / 0%	0 / 0%	0 / 0%	0 / 0%	0 / 0%	0 / 0%
N	0	0 / 0%	0 / 0%	0 / 0%	0 / 0%	0 / 0%	0 / 0%	0 / 0%
S	***	0 / 0%	0 / 0%	0 / 0%	0 / 0%	0 / 0%	0 / 0%	0 / 0%
-TC	0	0 / 0%	0 / 0%	0 / 0%	0 / 0%	0 / 0%	0 / 0%	0 / 0%
-I	0	0 / 0%	0 / 0%	0 / 0%	0 / 0%	0 / 0%	0 / 0%	0 / 0%
	0	0 / 0%	0 / 0%	0 / 0%	0 / 0%	0 / 0%	0 / 0%	0 / 0%

320 - TEXAS WORKFORCE COMMISSION - SPECIAL TRADE UNADJUSTED GOAL IS 32.9%

T	\$3,457,632	\$704,463 / 20.37%	\$44,185 / 1.28%	\$212,788 / 6.15%	\$91,072 / 2.63%	\$6,108 / 0.18%	\$350,310 / 10.13%	0 / 0%
N	0	0 / 0%	0 / 0%	0 / 0%	0 / 0%	0 / 0%	0 / 0%	0 / 0%
S	***	0 / 0%	0 / 0%	0 / 0%	0 / 0%	0 / 0%	0 / 0%	0 / 0%
-TC	0	0 / 0%	0 / 0%	0 / 0%	0 / 0%	0 / 0%	0 / 0%	0 / 0%
-I	0	0 / 0%	0 / 0%	0 / 0%	0 / 0%	0 / 0%	0 / 0%	0 / 0%
	\$3,457,632	\$704,463 / 20.37%	\$44,185 / 1.28%	\$212,788 / 6.15%	\$91,072 / 2.63%	\$6,108 / 0.18%	\$350,310 / 10.13%	0 / 0%

*** DOLLARS REPORTED BUT NOT SHOWN IN THESE COLUMNS. T=TREASURY, N=NON-TREASURY, S=SUBCONTRACTOR FUNDS & PROCUREMENT CARD HUB PURCHASES, TC=TERM CONTRACT, I= INTER GOVERNMENT



TEXAS HISTORICALLY UNDERUTILIZED BUSINESS (HUB) SEMI-ANNUAL REPORT RECEIVED FOR FISCAL YEAR 2024

SECTION VII - STATE AGENCY EXPENDITURE DATA

FUND TYPE	TOTAL EXPENDITURE	TOTAL SPENT WITH HUBS AMOUNT / %	BLACK AMOUNT / %	HISPANIC AMOUNT / %	WOMAN AMOUNT / %	ASIAN PACIFIC AMOUNT / %	NATIVE AMERICAN AMOUNT / %	SERVICE-DISABLED VETERAN AMOUNT / %
320 - TEXAS WORKFORCE COMMISSION - PROFESSIONAL SERVICES UNADJUSTED GOAL IS 23.7%								
T	\$125,183	\$122,633 / 97.96%	0 / 0%	\$10,520 / 8.40%	\$112,113 / 89.56%	0 / 0%	0 / 0%	0 / 0%
N	0	0 / 0%	0 / 0%	0 / 0%	0 / 0%	0 / 0%	0 / 0%	0 / 0%
S	***	0 / 0%	0 / 0%	0 / 0%	0 / 0%	0 / 0%	0 / 0%	0 / 0%
-TC	0	0 / 0%	0 / 0%	0 / 0%	0 / 0%	0 / 0%	0 / 0%	0 / 0%
-I	0	0 / 0%	0 / 0%	0 / 0%	0 / 0%	0 / 0%	0 / 0%	0 / 0%
	\$125,183	\$122,633 / 97.96%	0 / 0%	\$10,520 / 8.40%	\$112,113 / 89.56%	0 / 0%	0 / 0%	0 / 0%
320 - TEXAS WORKFORCE COMMISSION - OTHER SERVICES UNADJUSTED GOAL IS 26%								
T	\$123,418,491	\$9,494,583 / 7.69%	\$2,639 / 0.00%	\$2,749,399 / 2.23%	\$3,320,461 / 2.69%	\$3,422,085 / 2.77%	0 / 0%	0 / 0%
N	0	0 / 0%	0 / 0%	0 / 0%	0 / 0%	0 / 0%	0 / 0%	0 / 0%
S	***	\$93,416 / 0.85%	0 / 0%	0 / 0%	0 / 0%	\$93,416 / 0.85%	0 / 0%	0 / 0%
-TC	\$129,435	0 / 0%	0 / 0%	0 / 0%	0 / 0%	0 / 0%	0 / 0%	0 / 0%
-I	\$6,431,793	0 / 0%	0 / 0%	0 / 0%	0 / 0%	0 / 0%	0 / 0%	0 / 0%
	\$116,857,263	\$9,587,999 / 8.54%	\$2,639 / 0.00%	\$2,749,399 / 2.23%	\$3,320,461 / 2.69%	\$3,515,501 / 3.62%	0 / 0%	0 / 0%
320 - TEXAS WORKFORCE COMMISSION - COMMODITY PURCHASING UNADJUSTED GOAL IS 21.1%								
T	\$7,836,712	\$376,948 / 4.81%	\$88,937 / 1.13%	\$14,343 / 0.18%	\$254,406 / 3.25%	\$19,262 / 0.25%	0 / 0%	0 / 0%
N	0	0 / 0%	0 / 0%	0 / 0%	0 / 0%	0 / 0%	0 / 0%	0 / 0%
S	***	\$4,507,972 / 88.52%	0 / 0%	0 / 0%	\$4,507,972 / 88.52%	0 / 0%	0 / 0%	0 / 0%
-TC	\$132,915	\$326 / 0.25%	0 / 0%	0 / 0%	0 / 0%	\$326 / 0.25%	0 / 0%	0 / 0%
-I	\$832	0 / 0%	0 / 0%	0 / 0%	0 / 0%	0 / 0%	0 / 0%	0 / 0%
	\$7,702,965	\$4,884,595 / 93.57%	\$88,937 / 1.13%	\$14,343 / 0.18%	\$4,762,378 / 91.77%	\$18,936 / 0.49%	0 / 0%	0 / 0%

*** DOLLARS REPORTED BUT NOT SHOWN IN THESE COLUMNS. T=TREASURY, N=NON-TREASURY, S=SUBCONTRACTOR FUNDS & PROCUREMENT CARD HUB PURCHASES, TC=TERM CONTRACT, I= INTER GOVERNMENT



TEXAS HISTORICALLY UNDERUTILIZED BUSINESS (HUB) SEMI-ANNUAL REPORT RECEIVED FOR FISCAL YEAR 2024

SECTION VII - STATE AGENCY EXPENDITURE DATA

FUND TYPE	TOTAL EXPENDITURE	TOTAL SPENT WITH HUBS AMOUNT / %	BLACK AMOUNT / %	HISPANIC AMOUNT / %	WOMAN AMOUNT / %	ASIAN PACIFIC AMOUNT / %	NATIVE AMERICAN AMOUNT / %	SERVICE-DISABLED VETERAN AMOUNT / %
320 - TEXAS WORKFORCE COMMISSION - Statewide Grand Total Expenditures								
T	\$134,838,066	\$10,698,627 / 7.93%	\$135,760 / 0.10%	\$2,987,050 / 2.22%	\$3,778,053 / 2.80%	\$3,447,455 / 2.56%	\$350,310 / 0.26%	0 / 0%
N	0	0 / 0%	0 / 0%	0 / 0%	0 / 0%	0 / 0%	0 / 0%	0 / 0%
S	***	\$4,601,388 / 28.58%	0 / 0%	0 / 0%	\$4,507,972 / 28.00%	\$93,416 / 0.58%	0 / 0%	0 / 0%
-TC	\$262,350	\$326 / 0.12%	0 / 0%	0 / 0%	0 / 0%	\$326 / 0.12%	0 / 0%	0 / 0%
-I	\$6,432,625	0 / 0%	0 / 0%	0 / 0%	0 / 0%	0 / 0%	0 / 0%	0 / 0%
	\$128,143,091	\$15,299,690 / 36.64%	\$135,760 / 0.10%	\$2,987,050 / 2.22%	\$8,286,025 / 30.80%	\$3,540,545 / 3.26%	\$350,310 / 0.26%	0 / 0%

*** DOLLARS REPORTED BUT NOT SHOWN IN THESE COLUMNS. T=TREASURY, N=NON-TREASURY, S=SUBCONTRACTOR FUNDS & PROCUREMENT CARD HUB PURCHASES, TC=TERM CONTRACT, I= INTER GOVERNMENTAL



TEXAS HISTORICALLY UNDERUTILIZED BUSINESS (HUB) SEMI-ANNUAL REPORT RECEIVED FOR FISCAL YEAR 2024

SECTION VII - STATE AGENCY EXPENDITURE DATA

FUND TYPE	TOTAL EXPENDITURE	TOTAL SPENT WITH HUBS AMOUNT / %	BLACK AMOUNT / %	HISPANIC AMOUNT / %	WOMAN AMOUNT / %	ASIAN PACIFIC AMOUNT / %	NATIVE AMERICAN AMOUNT / %	SERVICE-DISABLED VETERAN AMOUNT / %
-----------	-------------------	----------------------------------	------------------	---------------------	------------------	--------------------------	----------------------------	-------------------------------------

323 - TEACHER RETIREMENT SYSTEM OF TEXAS - HEAVY CONSTRUCTION UNADJUSTED GOAL IS 11.2%

T	0	0 / 0%	0 / 0%	0 / 0%	0 / 0%	0 / 0%	0 / 0%	0 / 0%
N	0	0 / 0%	0 / 0%	0 / 0%	0 / 0%	0 / 0%	0 / 0%	0 / 0%
S	***	0 / 0%	0 / 0%	0 / 0%	0 / 0%	0 / 0%	0 / 0%	0 / 0%
-TC	0	0 / 0%	0 / 0%	0 / 0%	0 / 0%	0 / 0%	0 / 0%	0 / 0%
-I	0	0 / 0%	0 / 0%	0 / 0%	0 / 0%	0 / 0%	0 / 0%	0 / 0%
	0	0 / 0%	0 / 0%	0 / 0%	0 / 0%	0 / 0%	0 / 0%	0 / 0%

323 - TEACHER RETIREMENT SYSTEM OF TEXAS - BUILDING CONSTRUCTION UNADJUSTED GOAL IS 21.1%

T	0	0 / 0%	0 / 0%	0 / 0%	0 / 0%	0 / 0%	0 / 0%	0 / 0%
N	0	0 / 0%	0 / 0%	0 / 0%	0 / 0%	0 / 0%	0 / 0%	0 / 0%
S	***	0 / 0%	0 / 0%	0 / 0%	0 / 0%	0 / 0%	0 / 0%	0 / 0%
-TC	0	0 / 0%	0 / 0%	0 / 0%	0 / 0%	0 / 0%	0 / 0%	0 / 0%
-I	0	0 / 0%	0 / 0%	0 / 0%	0 / 0%	0 / 0%	0 / 0%	0 / 0%
	0	0 / 0%	0 / 0%	0 / 0%	0 / 0%	0 / 0%	0 / 0%	0 / 0%

323 - TEACHER RETIREMENT SYSTEM OF TEXAS - SPECIAL TRADE UNADJUSTED GOAL IS 32.9%

T	\$493,141	\$357,399 / 72.47%	0 / 0%	\$291,990 / 59.21%	\$65,409 / 13.26%	0 / 0%	0 / 0%	0 / 0%
N	0	0 / 0%	0 / 0%	0 / 0%	0 / 0%	0 / 0%	0 / 0%	0 / 0%
S	***	0 / 0%	0 / 0%	0 / 0%	0 / 0%	0 / 0%	0 / 0%	0 / 0%
-TC	0	0 / 0%	0 / 0%	0 / 0%	0 / 0%	0 / 0%	0 / 0%	0 / 0%
-I	0	0 / 0%	0 / 0%	0 / 0%	0 / 0%	0 / 0%	0 / 0%	0 / 0%
	\$493,141	\$357,399 / 72.47%	0 / 0%	\$291,990 / 59.21%	\$65,409 / 13.26%	0 / 0%	0 / 0%	0 / 0%

*** DOLLARS REPORTED BUT NOT SHOWN IN THESE COLUMNS. T=TREASURY, N=NON-TREASURY, S=SUBCONTRACTOR FUNDS & PROCUREMENT CARD HUB PURCHASES, TC=TERM CONTRACT, I= INTER GOVERNMENT



TEXAS HISTORICALLY UNDERUTILIZED BUSINESS (HUB) SEMI-ANNUAL REPORT RECEIVED FOR FISCAL YEAR 2024

SECTION VII - STATE AGENCY EXPENDITURE DATA

FUND TYPE	TOTAL EXPENDITURE	TOTAL SPENT WITH HUBS AMOUNT / %	BLACK AMOUNT / %	HISPANIC AMOUNT / %	WOMAN AMOUNT / %	ASIAN PACIFIC AMOUNT / %	NATIVE AMERICAN AMOUNT / %	SERVICE-DISABLED VETERAN AMOUNT / %
-----------	-------------------	----------------------------------	------------------	---------------------	------------------	--------------------------	----------------------------	-------------------------------------

323 - TEACHER RETIREMENT SYSTEM OF TEXAS - PROFESSIONAL SERVICES UNADJUSTED GOAL IS 23.7%

T	\$2,885,422	\$70,753 / 2.45%	\$70,753 / 2.45%	0 / 0%	0 / 0%	0 / 0%	0 / 0%	0 / 0%
N	0	0 / 0%	0 / 0%	0 / 0%	0 / 0%	0 / 0%	0 / 0%	0 / 0%
S	***	0 / 0%	0 / 0%	0 / 0%	0 / 0%	0 / 0%	0 / 0%	0 / 0%
-TC	0	0 / 0%	0 / 0%	0 / 0%	0 / 0%	0 / 0%	0 / 0%	0 / 0%
-I	0	0 / 0%	0 / 0%	0 / 0%	0 / 0%	0 / 0%	0 / 0%	0 / 0%
	\$2,885,422	\$70,753 / 2.45%	\$70,753 / 2.45%	0 / 0%	0 / 0%	0 / 0%	0 / 0%	0 / 0%

323 - TEACHER RETIREMENT SYSTEM OF TEXAS - OTHER SERVICES UNADJUSTED GOAL IS 26%

T	\$21,746,220	\$7,689,596 / 35.36%	\$506,023 / 2.33%	\$2,045,294 / 9.41%	\$3,474,819 / 15.98%	\$1,212,076 / 5.57%	\$451,384 / 2.08%	0 / 0%
N	0	0 / 0%	0 / 0%	0 / 0%	0 / 0%	0 / 0%	0 / 0%	0 / 0%
S	***	0 / 0%	0 / 0%	0 / 0%	0 / 0%	0 / 0%	0 / 0%	0 / 0%
-TC	0	0 / 0%	0 / 0%	0 / 0%	0 / 0%	0 / 0%	0 / 0%	0 / 0%
-I	0	0 / 0%	0 / 0%	0 / 0%	0 / 0%	0 / 0%	0 / 0%	0 / 0%
	\$21,746,220	\$7,689,596 / 35.36%	\$506,023 / 2.33%	\$2,045,294 / 9.41%	\$3,474,819 / 15.98%	\$1,212,076 / 5.57%	\$451,384 / 2.08%	0 / 0%

323 - TEACHER RETIREMENT SYSTEM OF TEXAS - COMMODITY PURCHASING UNADJUSTED GOAL IS 21.1%

T	\$3,560,489	\$1,316,255 / 36.97%	\$1,103,615 / 31.00%	\$24,708 / 0.69%	\$187,933 / 5.28%	0 / 0%	0 / 0%	0 / 0%
N	0	0 / 0%	0 / 0%	0 / 0%	0 / 0%	0 / 0%	0 / 0%	0 / 0%
S	***	0 / 0%	0 / 0%	0 / 0%	0 / 0%	0 / 0%	0 / 0%	0 / 0%
-TC	0	0 / 0%	0 / 0%	0 / 0%	0 / 0%	0 / 0%	0 / 0%	0 / 0%
-I	0	0 / 0%	0 / 0%	0 / 0%	0 / 0%	0 / 0%	0 / 0%	0 / 0%
	\$3,560,489	\$1,316,255 / 36.97%	\$1,103,615 / 31.00%	\$24,708 / 0.69%	\$187,933 / 5.28%	0 / 0%	0 / 0%	0 / 0%

*** DOLLARS REPORTED BUT NOT SHOWN IN THESE COLUMNS. T=TREASURY, N=NON-TREASURY, S=SUBCONTRACTOR FUNDS & PROCUREMENT CARD HUB PURCHASES, TC=TERM CONTRACT, I= INTER GOVERNMENT



TEXAS HISTORICALLY UNDERUTILIZED BUSINESS (HUB) SEMI-ANNUAL REPORT RECEIVED FOR FISCAL YEAR 2024

SECTION VII - STATE AGENCY EXPENDITURE DATA

FUND TYPE	TOTAL EXPENDITURE	TOTAL SPENT WITH HUBS AMOUNT / %	BLACK AMOUNT / %	HISPANIC AMOUNT / %	WOMAN AMOUNT / %	ASIAN PACIFIC AMOUNT / %	NATIVE AMERICAN AMOUNT / %	SERVICE-DISABLED VETERAN AMOUNT / %
323 - TEACHER RETIREMENT SYSTEM OF TEXAS - Statewide Grand Total Expenditures								
T	\$28,685,272	\$9,434,003 / 32.89%	\$1,680,391 / 5.86%	\$2,361,991 / 8.23%	\$3,728,162 / 13.00%	\$1,212,076 / 4.23%	\$451,384 / 1.57%	0 / 0%
N	0	0 / 0%	0 / 0%	0 / 0%	0 / 0%	0 / 0%	0 / 0%	0 / 0%
S	***	0 / 0%	0 / 0%	0 / 0%	0 / 0%	0 / 0%	0 / 0%	0 / 0%
-TC	0	0 / 0%	0 / 0%	0 / 0%	0 / 0%	0 / 0%	0 / 0%	0 / 0%
-I	0	0 / 0%	0 / 0%	0 / 0%	0 / 0%	0 / 0%	0 / 0%	0 / 0%
	\$28,685,272	\$9,434,003 / 32.89%	\$1,680,391 / 5.86%	\$2,361,991 / 8.23%	\$3,728,162 / 13.00%	\$1,212,076 / 4.23%	\$451,384 / 1.57%	0 / 0%

*** DOLLARS REPORTED BUT NOT SHOWN IN THESE COLUMNS. T=TREASURY, N=NON-TREASURY, S=SUBCONTRACTOR FUNDS & PROCUREMENT CARD HUB PURCHASES, TC=TERM CONTRACT, I= INTER GOVERNMENTAL



TEXAS HISTORICALLY UNDERUTILIZED BUSINESS (HUB) SEMI-ANNUAL REPORT RECEIVED FOR FISCAL YEAR 2024

SECTION VII - STATE AGENCY EXPENDITURE DATA

FUND TYPE	TOTAL EXPENDITURE	TOTAL SPENT WITH HUBS AMOUNT / %	BLACK AMOUNT / %	HISPANIC AMOUNT / %	WOMAN AMOUNT / %	ASIAN PACIFIC AMOUNT / %	NATIVE AMERICAN AMOUNT / %	SERVICE-DISABLED VETERAN AMOUNT / %
-----------	-------------------	----------------------------------	------------------	---------------------	------------------	--------------------------	----------------------------	-------------------------------------

326 - TX EMERGENCY SVCS RETIREMENT SYST - HEAVY CONSTRUCTION UNADJUSTED GOAL IS 11.2%

T	0	0 / 0%	0 / 0%	0 / 0%	0 / 0%	0 / 0%	0 / 0%	0 / 0%
N	0	0 / 0%	0 / 0%	0 / 0%	0 / 0%	0 / 0%	0 / 0%	0 / 0%
S	***	0 / 0%	0 / 0%	0 / 0%	0 / 0%	0 / 0%	0 / 0%	0 / 0%
-TC	0	0 / 0%	0 / 0%	0 / 0%	0 / 0%	0 / 0%	0 / 0%	0 / 0%
-I	0	0 / 0%	0 / 0%	0 / 0%	0 / 0%	0 / 0%	0 / 0%	0 / 0%
	0	0 / 0%	0 / 0%	0 / 0%	0 / 0%	0 / 0%	0 / 0%	0 / 0%

326 - TX EMERGENCY SVCS RETIREMENT SYST - BUILDING CONSTRUCTION UNADJUSTED GOAL IS 21.1%

T	0	0 / 0%	0 / 0%	0 / 0%	0 / 0%	0 / 0%	0 / 0%	0 / 0%
N	0	0 / 0%	0 / 0%	0 / 0%	0 / 0%	0 / 0%	0 / 0%	0 / 0%
S	***	0 / 0%	0 / 0%	0 / 0%	0 / 0%	0 / 0%	0 / 0%	0 / 0%
-TC	0	0 / 0%	0 / 0%	0 / 0%	0 / 0%	0 / 0%	0 / 0%	0 / 0%
-I	0	0 / 0%	0 / 0%	0 / 0%	0 / 0%	0 / 0%	0 / 0%	0 / 0%
	0	0 / 0%	0 / 0%	0 / 0%	0 / 0%	0 / 0%	0 / 0%	0 / 0%

326 - TX EMERGENCY SVCS RETIREMENT SYST - SPECIAL TRADE UNADJUSTED GOAL IS 32.9%

T	0	0 / 0%	0 / 0%	0 / 0%	0 / 0%	0 / 0%	0 / 0%	0 / 0%
N	0	0 / 0%	0 / 0%	0 / 0%	0 / 0%	0 / 0%	0 / 0%	0 / 0%
S	***	0 / 0%	0 / 0%	0 / 0%	0 / 0%	0 / 0%	0 / 0%	0 / 0%
-TC	0	0 / 0%	0 / 0%	0 / 0%	0 / 0%	0 / 0%	0 / 0%	0 / 0%
-I	0	0 / 0%	0 / 0%	0 / 0%	0 / 0%	0 / 0%	0 / 0%	0 / 0%
	0	0 / 0%	0 / 0%	0 / 0%	0 / 0%	0 / 0%	0 / 0%	0 / 0%

*** DOLLARS REPORTED BUT NOT SHOWN IN THESE COLUMNS. T=TREASURY, N=NON-TREASURY, S=SUBCONTRACTOR FUNDS & PROCUREMENT CARD HUB PURCHASES, TC=TERM CONTRACT, I= INTER GOVERNMENT



TEXAS HISTORICALLY UNDERUTILIZED BUSINESS (HUB) SEMI-ANNUAL REPORT RECEIVED FOR FISCAL YEAR 2024

SECTION VII - STATE AGENCY EXPENDITURE DATA

FUND TYPE	TOTAL EXPENDITURE	TOTAL SPENT WITH HUBS AMOUNT / %	BLACK AMOUNT / %	HISPANIC AMOUNT / %	WOMAN AMOUNT / %	ASIAN PACIFIC AMOUNT / %	NATIVE AMERICAN AMOUNT / %	SERVICE-DISABLED VETERAN AMOUNT / %
-----------	-------------------	----------------------------------	------------------	---------------------	------------------	--------------------------	----------------------------	-------------------------------------

326 - TX EMERGENCY SVCS RETIREMENT SYST - PROFESSIONAL SERVICES UNADJUSTED GOAL IS 23.7%

T	\$93,818	0 / 0%	0 / 0%	0 / 0%	0 / 0%	0 / 0%	0 / 0%	0 / 0%
N	0	0 / 0%	0 / 0%	0 / 0%	0 / 0%	0 / 0%	0 / 0%	0 / 0%
S	***	0 / 0%	0 / 0%	0 / 0%	0 / 0%	0 / 0%	0 / 0%	0 / 0%
-TC	0	0 / 0%	0 / 0%	0 / 0%	0 / 0%	0 / 0%	0 / 0%	0 / 0%
-I	0	0 / 0%	0 / 0%	0 / 0%	0 / 0%	0 / 0%	0 / 0%	0 / 0%
	\$93,818	0 / 0%	0 / 0%	0 / 0%	0 / 0%	0 / 0%	0 / 0%	0 / 0%

326 - TX EMERGENCY SVCS RETIREMENT SYST - OTHER SERVICES UNADJUSTED GOAL IS 26%

T	\$189,011	\$43,401 / 22.96%	0 / 0%	\$16,191 / 8.57%	\$27,210 / 14.40%	0 / 0%	0 / 0%	0 / 0%
N	0	0 / 0%	0 / 0%	0 / 0%	0 / 0%	0 / 0%	0 / 0%	0 / 0%
S	***	0 / 0%	0 / 0%	0 / 0%	0 / 0%	0 / 0%	0 / 0%	0 / 0%
-TC	0	0 / 0%	0 / 0%	0 / 0%	0 / 0%	0 / 0%	0 / 0%	0 / 0%
-I	0	0 / 0%	0 / 0%	0 / 0%	0 / 0%	0 / 0%	0 / 0%	0 / 0%
	\$189,011	\$43,401 / 22.96%	0 / 0%	\$16,191 / 8.57%	\$27,210 / 14.40%	0 / 0%	0 / 0%	0 / 0%

326 - TX EMERGENCY SVCS RETIREMENT SYST - COMMODITY PURCHASING UNADJUSTED GOAL IS 21.1%

T	\$32,884	\$20,441 / 62.16%	\$15,208 / 46.25%	0 / 0%	\$5,233 / 15.91%	0 / 0%	0 / 0%	0 / 0%
N	0	0 / 0%	0 / 0%	0 / 0%	0 / 0%	0 / 0%	0 / 0%	0 / 0%
S	***	0 / 0%	0 / 0%	0 / 0%	0 / 0%	0 / 0%	0 / 0%	0 / 0%
-TC	\$164	0 / 0%	0 / 0%	0 / 0%	0 / 0%	0 / 0%	0 / 0%	0 / 0%
-I	0	0 / 0%	0 / 0%	0 / 0%	0 / 0%	0 / 0%	0 / 0%	0 / 0%
	\$32,720	\$20,441 / 62.16%	\$15,208 / 46.25%	0 / 0%	\$5,233 / 15.91%	0 / 0%	0 / 0%	0 / 0%

*** DOLLARS REPORTED BUT NOT SHOWN IN THESE COLUMNS. T=TREASURY, N=NON-TREASURY, S=SUBCONTRACTOR FUNDS & PROCUREMENT CARD HUB PURCHASES, TC=TERM CONTRACT, I= INTER GOVERNMENTAL



TEXAS HISTORICALLY UNDERUTILIZED BUSINESS (HUB) SEMI-ANNUAL REPORT RECEIVED FOR FISCAL YEAR 2024

SECTION VII - STATE AGENCY EXPENDITURE DATA

FUND TYPE	TOTAL EXPENDITURE	TOTAL SPENT WITH HUBS AMOUNT / %	BLACK AMOUNT / %	HISPANIC AMOUNT / %	WOMAN AMOUNT / %	ASIAN PACIFIC AMOUNT / %	NATIVE AMERICAN AMOUNT / %	SERVICE-DISABLED VETERAN AMOUNT / %
326 - TX EMERGENCY SVCS RETIREMENT SYST - Statewide Grand Total Expenditures								
T	\$315,714	\$63,842 / 20.22%	\$15,208 / 4.82%	\$16,191 / 5.13%	\$32,443 / 10.28%	0 / 0%	0 / 0%	0 / 0%
N	0	0 / 0%	0 / 0%	0 / 0%	0 / 0%	0 / 0%	0 / 0%	0 / 0%
S	***	0 / 0%	0 / 0%	0 / 0%	0 / 0%	0 / 0%	0 / 0%	0 / 0%
-TC	\$164	0 / 0%	0 / 0%	0 / 0%	0 / 0%	0 / 0%	0 / 0%	0 / 0%
-I	0	0 / 0%	0 / 0%	0 / 0%	0 / 0%	0 / 0%	0 / 0%	0 / 0%
	\$315,550	\$63,842 / 20.22%	\$15,208 / 4.82%	\$16,191 / 5.13%	\$32,443 / 10.28%	0 / 0%	0 / 0%	0 / 0%

*** DOLLARS REPORTED BUT NOT SHOWN IN THESE COLUMNS. T=TREASURY, N=NON-TREASURY, S=SUBCONTRACTOR FUNDS & PROCUREMENT CARD HUB PURCHASES, TC=TERM CONTRACT, I= INTER GOVERNMENTAL



TEXAS HISTORICALLY UNDERUTILIZED BUSINESS (HUB) SEMI-ANNUAL REPORT RECEIVED FOR FISCAL YEAR 2024

SECTION VII - STATE AGENCY EXPENDITURE DATA

FUND TYPE	TOTAL EXPENDITURE	TOTAL SPENT WITH HUBS AMOUNT / %	BLACK AMOUNT / %	HISPANIC AMOUNT / %	WOMAN AMOUNT / %	ASIAN PACIFIC AMOUNT / %	NATIVE AMERICAN AMOUNT / %	SERVICE-DISABLED VETERAN AMOUNT / %
-----------	-------------------	----------------------------------	------------------	---------------------	------------------	--------------------------	----------------------------	-------------------------------------

327 - EMPLOYEES RETIREMENT SYSTEM - HEAVY CONSTRUCTION UNADJUSTED GOAL IS 11.2%

T	0	0 / 0%	0 / 0%	0 / 0%	0 / 0%	0 / 0%	0 / 0%	0 / 0%
N	0	0 / 0%	0 / 0%	0 / 0%	0 / 0%	0 / 0%	0 / 0%	0 / 0%
S	***	0 / 0%	0 / 0%	0 / 0%	0 / 0%	0 / 0%	0 / 0%	0 / 0%
-TC	0	0 / 0%	0 / 0%	0 / 0%	0 / 0%	0 / 0%	0 / 0%	0 / 0%
-I	0	0 / 0%	0 / 0%	0 / 0%	0 / 0%	0 / 0%	0 / 0%	0 / 0%
	0	0 / 0%	0 / 0%	0 / 0%	0 / 0%	0 / 0%	0 / 0%	0 / 0%

327 - EMPLOYEES RETIREMENT SYSTEM - BUILDING CONSTRUCTION UNADJUSTED GOAL IS 21.1%

T	\$7,983,456	\$108,605 / 1.36%	0 / 0%	\$53,737 / 0.67%	\$13,443 / 0.17%	0 / 0%	0 / 0%	\$41,425 / 0.52%
N	0	0 / 0%	0 / 0%	0 / 0%	0 / 0%	0 / 0%	0 / 0%	0 / 0%
S	***	\$2,002,771 / 25.09%	0 / 0%	\$139,320 / 1.75%	\$1,703,010 / 21.33%	\$160,441 / 2.01%	0 / 0%	0 / 0%
-TC	0	0 / 0%	0 / 0%	0 / 0%	0 / 0%	0 / 0%	0 / 0%	0 / 0%
-I	0	0 / 0%	0 / 0%	0 / 0%	0 / 0%	0 / 0%	0 / 0%	0 / 0%
	\$7,983,456	\$2,111,376 / 26.45%	0 / 0%	\$193,057 / 2.42%	\$1,716,453 / 21.50%	\$160,441 / 2.01%	0 / 0%	\$41,425 / 0.52%

327 - EMPLOYEES RETIREMENT SYSTEM - SPECIAL TRADE UNADJUSTED GOAL IS 32.9%

T	\$33,550	\$12,567 / 37.46%	0 / 0%	\$5,855 / 17.45%	\$1,971 / 5.87%	\$4,742 / 14.13%	0 / 0%	0 / 0%
N	0	0 / 0%	0 / 0%	0 / 0%	0 / 0%	0 / 0%	0 / 0%	0 / 0%
S	***	0 / 0%	0 / 0%	0 / 0%	0 / 0%	0 / 0%	0 / 0%	0 / 0%
-TC	0	0 / 0%	0 / 0%	0 / 0%	0 / 0%	0 / 0%	0 / 0%	0 / 0%
-I	0	0 / 0%	0 / 0%	0 / 0%	0 / 0%	0 / 0%	0 / 0%	0 / 0%
	\$33,550	\$12,567 / 37.46%	0 / 0%	\$5,855 / 17.45%	\$1,971 / 5.87%	\$4,742 / 14.13%	0 / 0%	0 / 0%

*** DOLLARS REPORTED BUT NOT SHOWN IN THESE COLUMNS. T=TREASURY, N=NON-TREASURY, S=SUBCONTRACTOR FUNDS & PROCUREMENT CARD HUB PURCHASES, TC=TERM CONTRACT, I= INTER GOVERNMENT



TEXAS HISTORICALLY UNDERUTILIZED BUSINESS (HUB) SEMI-ANNUAL REPORT RECEIVED FOR FISCAL YEAR 2024

SECTION VII - STATE AGENCY EXPENDITURE DATA

FUND TYPE	TOTAL EXPENDITURE	TOTAL SPENT WITH HUBS AMOUNT / %	BLACK AMOUNT / %	HISPANIC AMOUNT / %	WOMAN AMOUNT / %	ASIAN PACIFIC AMOUNT / %	NATIVE AMERICAN AMOUNT / %	SERVICE-DISABLED VETERAN AMOUNT / %
-----------	-------------------	----------------------------------	------------------	---------------------	------------------	--------------------------	----------------------------	-------------------------------------

327 - EMPLOYEES RETIREMENT SYSTEM - PROFESSIONAL SERVICES UNADJUSTED GOAL IS 23.7%

T	\$953,310	0 / 0%	0 / 0%	0 / 0%	0 / 0%	0 / 0%	0 / 0%	0 / 0%
N	0	0 / 0%	0 / 0%	0 / 0%	0 / 0%	0 / 0%	0 / 0%	0 / 0%
S	***	0 / 0%	0 / 0%	0 / 0%	0 / 0%	0 / 0%	0 / 0%	0 / 0%
-TC	0	0 / 0%	0 / 0%	0 / 0%	0 / 0%	0 / 0%	0 / 0%	0 / 0%
-I	0	0 / 0%	0 / 0%	0 / 0%	0 / 0%	0 / 0%	0 / 0%	0 / 0%
	\$953,310	0 / 0%	0 / 0%	0 / 0%	0 / 0%	0 / 0%	0 / 0%	0 / 0%

327 - EMPLOYEES RETIREMENT SYSTEM - OTHER SERVICES UNADJUSTED GOAL IS 26%

T	\$15,395,993	\$4,577,380 / 29.73%	\$121,587 / 0.79%	\$1,054,993 / 6.85%	\$2,143,921 / 13.93%	\$1,167,936 / 7.59%	0 / 0%	\$88,942 / 0.58%
N	0	0 / 0%	0 / 0%	0 / 0%	0 / 0%	0 / 0%	0 / 0%	0 / 0%
S	***	\$3,940 / 2.25%	0 / 0%	0 / 0%	0 / 0%	\$3,940 / 2.25%	0 / 0%	0 / 0%
-TC	\$65,581	0 / 0%	0 / 0%	0 / 0%	0 / 0%	0 / 0%	0 / 0%	0 / 0%
-I	\$31,515	0 / 0%	0 / 0%	0 / 0%	0 / 0%	0 / 0%	0 / 0%	0 / 0%
	\$15,298,897	\$4,581,320 / 31.98%	\$121,587 / 0.79%	\$1,054,993 / 6.85%	\$2,143,921 / 13.93%	\$1,171,876 / 9.83%	0 / 0%	\$88,942 / 0.58%

327 - EMPLOYEES RETIREMENT SYSTEM - COMMODITY PURCHASING UNADJUSTED GOAL IS 21.1%

T	\$4,550,570	\$1,143,241 / 25.12%	\$3,225 / 0.07%	\$31,657 / 0.70%	\$874,470 / 19.22%	\$233,889 / 5.14%	0 / 0%	0 / 0%
N	0	0 / 0%	0 / 0%	0 / 0%	0 / 0%	0 / 0%	0 / 0%	0 / 0%
S	***	\$2,256 / 9.91%	0 / 0%	0 / 0%	0 / 0%	\$2,256 / 9.91%	0 / 0%	0 / 0%
-TC	\$54,326	0 / 0%	0 / 0%	0 / 0%	0 / 0%	0 / 0%	0 / 0%	0 / 0%
-I	\$18	0 / 0%	0 / 0%	0 / 0%	0 / 0%	0 / 0%	0 / 0%	0 / 0%
	\$4,496,226	\$1,145,497 / 35.03%	\$3,225 / 0.07%	\$31,657 / 0.70%	\$874,470 / 19.22%	\$236,145 / 15.05%	0 / 0%	0 / 0%

*** DOLLARS REPORTED BUT NOT SHOWN IN THESE COLUMNS. T=TREASURY, N=NON-TREASURY, S=SUBCONTRACTOR FUNDS & PROCUREMENT CARD HUB PURCHASES, TC=TERM CONTRACT, I= INTER GOVERNMENT



TEXAS HISTORICALLY UNDERUTILIZED BUSINESS (HUB) SEMI-ANNUAL REPORT RECEIVED FOR FISCAL YEAR 2024

SECTION VII - STATE AGENCY EXPENDITURE DATA

FUND TYPE	TOTAL EXPENDITURE	TOTAL SPENT WITH HUBS AMOUNT / %	BLACK AMOUNT / %	HISPANIC AMOUNT / %	WOMAN AMOUNT / %	ASIAN PACIFIC AMOUNT / %	NATIVE AMERICAN AMOUNT / %	SERVICE-DISABLED VETERAN AMOUNT / %
327 - EMPLOYEES RETIREMENT SYSTEM - Statewide Grand Total Expenditures								
T	\$28,916,878	\$5,841,793 / 20.20%	\$124,812 / 0.43%	\$1,146,241 / 3.96%	\$3,033,806 / 10.49%	\$1,406,567 / 4.86%	0 / 0%	\$130,367 / 0.45%
N	0	0 / 0%	0 / 0%	0 / 0%	0 / 0%	0 / 0%	0 / 0%	0 / 0%
S	***	\$2,008,967 / 24.55%	0 / 0%	\$139,320 / 1.70%	\$1,703,010 / 20.82%	\$166,636 / 2.04%	0 / 0%	0 / 0%
-TC	\$119,906	0 / 0%	0 / 0%	0 / 0%	0 / 0%	0 / 0%	0 / 0%	0 / 0%
-I	\$31,533	0 / 0%	0 / 0%	0 / 0%	0 / 0%	0 / 0%	0 / 0%	0 / 0%
	\$28,765,439	\$7,850,759 / 44.76%	\$124,812 / 0.43%	\$1,285,562 / 5.67%	\$4,736,816 / 31.31%	\$1,573,203 / 6.90%	0 / 0%	\$130,367 / 0.45%

*** DOLLARS REPORTED BUT NOT SHOWN IN THESE COLUMNS. T=TREASURY, N=NON-TREASURY, S=SUBCONTRACTOR FUNDS & PROCUREMENT CARD HUB PURCHASES, TC=TERM CONTRACT, I= INTER GOVERNMENTAL



TEXAS HISTORICALLY UNDERUTILIZED BUSINESS (HUB) SEMI-ANNUAL REPORT RECEIVED FOR FISCAL YEAR 2024

SECTION VII - STATE AGENCY EXPENDITURE DATA

FUND TYPE	TOTAL EXPENDITURE	TOTAL SPENT WITH HUBS AMOUNT / %	BLACK AMOUNT / %	HISPANIC AMOUNT / %	WOMAN AMOUNT / %	ASIAN PACIFIC AMOUNT / %	NATIVE AMERICAN AMOUNT / %	SERVICE-DISABLED VETERAN AMOUNT / %
-----------	-------------------	----------------------------------	------------------	---------------------	------------------	--------------------------	----------------------------	-------------------------------------

329 - REAL ESTATE COMMISSION - HEAVY CONSTRUCTION UNADJUSTED GOAL IS 11.2%

T	0	0 / 0%	0 / 0%	0 / 0%	0 / 0%	0 / 0%	0 / 0%	0 / 0%
N	0	0 / 0%	0 / 0%	0 / 0%	0 / 0%	0 / 0%	0 / 0%	0 / 0%
S	***	0 / 0%	0 / 0%	0 / 0%	0 / 0%	0 / 0%	0 / 0%	0 / 0%
-TC	0	0 / 0%	0 / 0%	0 / 0%	0 / 0%	0 / 0%	0 / 0%	0 / 0%
-I	0	0 / 0%	0 / 0%	0 / 0%	0 / 0%	0 / 0%	0 / 0%	0 / 0%
	0	0 / 0%	0 / 0%	0 / 0%	0 / 0%	0 / 0%	0 / 0%	0 / 0%

329 - REAL ESTATE COMMISSION - BUILDING CONSTRUCTION UNADJUSTED GOAL IS 21.1%

T	0	0 / 0%	0 / 0%	0 / 0%	0 / 0%	0 / 0%	0 / 0%	0 / 0%
N	0	0 / 0%	0 / 0%	0 / 0%	0 / 0%	0 / 0%	0 / 0%	0 / 0%
S	***	0 / 0%	0 / 0%	0 / 0%	0 / 0%	0 / 0%	0 / 0%	0 / 0%
-TC	0	0 / 0%	0 / 0%	0 / 0%	0 / 0%	0 / 0%	0 / 0%	0 / 0%
-I	0	0 / 0%	0 / 0%	0 / 0%	0 / 0%	0 / 0%	0 / 0%	0 / 0%
	0	0 / 0%	0 / 0%	0 / 0%	0 / 0%	0 / 0%	0 / 0%	0 / 0%

329 - REAL ESTATE COMMISSION - SPECIAL TRADE UNADJUSTED GOAL IS 32.9%

T	0	0 / 0%	0 / 0%	0 / 0%	0 / 0%	0 / 0%	0 / 0%	0 / 0%
N	0	0 / 0%	0 / 0%	0 / 0%	0 / 0%	0 / 0%	0 / 0%	0 / 0%
S	***	0 / 0%	0 / 0%	0 / 0%	0 / 0%	0 / 0%	0 / 0%	0 / 0%
-TC	0	0 / 0%	0 / 0%	0 / 0%	0 / 0%	0 / 0%	0 / 0%	0 / 0%
-I	0	0 / 0%	0 / 0%	0 / 0%	0 / 0%	0 / 0%	0 / 0%	0 / 0%
	0	0 / 0%	0 / 0%	0 / 0%	0 / 0%	0 / 0%	0 / 0%	0 / 0%

*** DOLLARS REPORTED BUT NOT SHOWN IN THESE COLUMNS. T=TREASURY, N=NON-TREASURY, S=SUBCONTRACTOR FUNDS & PROCUREMENT CARD HUB PURCHASES, TC=TERM CONTRACT, I= INTER GOVERNMENTAL



TEXAS HISTORICALLY UNDERUTILIZED BUSINESS (HUB) SEMI-ANNUAL REPORT RECEIVED FOR FISCAL YEAR 2024

SECTION VII - STATE AGENCY EXPENDITURE DATA

FUND TYPE	TOTAL EXPENDITURE	TOTAL SPENT WITH HUBS AMOUNT / %	BLACK AMOUNT / %	HISPANIC AMOUNT / %	WOMAN AMOUNT / %	ASIAN PACIFIC AMOUNT / %	NATIVE AMERICAN AMOUNT / %	SERVICE-DISABLED VETERAN AMOUNT / %
-----------	-------------------	----------------------------------	------------------	---------------------	------------------	--------------------------	----------------------------	-------------------------------------

329 - REAL ESTATE COMMISSION - PROFESSIONAL SERVICES UNADJUSTED GOAL IS 23.7%

T	\$5,380	\$5,380 / 100.00%	\$5,380 / 100.00%	0 / 0%	0 / 0%	0 / 0%	0 / 0%	0 / 0%
N	0	0 / 0%	0 / 0%	0 / 0%	0 / 0%	0 / 0%	0 / 0%	0 / 0%
S	***	0 / 0%	0 / 0%	0 / 0%	0 / 0%	0 / 0%	0 / 0%	0 / 0%
-TC	0	0 / 0%	0 / 0%	0 / 0%	0 / 0%	0 / 0%	0 / 0%	0 / 0%
-I	0	0 / 0%	0 / 0%	0 / 0%	0 / 0%	0 / 0%	0 / 0%	0 / 0%
	\$5,380	\$5,380 / 100.00%	\$5,380 / 100.00%	0 / 0%	0 / 0%	0 / 0%	0 / 0%	0 / 0%

329 - REAL ESTATE COMMISSION - OTHER SERVICES UNADJUSTED GOAL IS 26%

T	\$482,614	\$233,009 / 48.28%	0 / 0%	\$8,070 / 1.67%	\$205,908 / 42.67%	\$19,032 / 3.94%	0 / 0%	0 / 0%
N	0	0 / 0%	0 / 0%	0 / 0%	0 / 0%	0 / 0%	0 / 0%	0 / 0%
S	***	0 / 0%	0 / 0%	0 / 0%	0 / 0%	0 / 0%	0 / 0%	0 / 0%
-TC	\$940	0 / 0%	0 / 0%	0 / 0%	0 / 0%	0 / 0%	0 / 0%	0 / 0%
-I	0	0 / 0%	0 / 0%	0 / 0%	0 / 0%	0 / 0%	0 / 0%	0 / 0%
	\$481,674	\$233,009 / 48.28%	0 / 0%	\$8,070 / 1.67%	\$205,908 / 42.67%	\$19,032 / 3.94%	0 / 0%	0 / 0%

329 - REAL ESTATE COMMISSION - COMMODITY PURCHASING UNADJUSTED GOAL IS 21.1%

T	\$83,492	\$49,150 / 58.87%	\$3,744 / 4.48%	\$4,675 / 5.60%	\$40,443 / 48.44%	\$288 / 0.35%	0 / 0%	0 / 0%
N	0	0 / 0%	0 / 0%	0 / 0%	0 / 0%	0 / 0%	0 / 0%	0 / 0%
S	***	0 / 0%	0 / 0%	0 / 0%	0 / 0%	0 / 0%	0 / 0%	0 / 0%
-TC	\$219	0 / 0%	0 / 0%	0 / 0%	0 / 0%	0 / 0%	0 / 0%	0 / 0%
-I	0	0 / 0%	0 / 0%	0 / 0%	0 / 0%	0 / 0%	0 / 0%	0 / 0%
	\$83,273	\$49,150 / 58.87%	\$3,744 / 4.48%	\$4,675 / 5.60%	\$40,443 / 48.44%	\$288 / 0.35%	0 / 0%	0 / 0%

*** DOLLARS REPORTED BUT NOT SHOWN IN THESE COLUMNS. T=TREASURY, N=NON-TREASURY, S=SUBCONTRACTOR FUNDS & PROCUREMENT CARD HUB PURCHASES, TC=TERM CONTRACT, I= INTER GOVERNMENT



TEXAS HISTORICALLY UNDERUTILIZED BUSINESS (HUB) SEMI-ANNUAL REPORT RECEIVED FOR FISCAL YEAR 2024

SECTION VII - STATE AGENCY EXPENDITURE DATA

FUND TYPE	TOTAL EXPENDITURE	TOTAL SPENT WITH HUBS AMOUNT / %	BLACK AMOUNT / %	HISPANIC AMOUNT / %	WOMAN AMOUNT / %	ASIAN PACIFIC AMOUNT / %	NATIVE AMERICAN AMOUNT / %	SERVICE-DISABLED VETERAN AMOUNT / %
329 - REAL ESTATE COMMISSION - Statewide Grand Total Expenditures								
T	\$571,486	\$287,540 / 50.31%	\$9,124 / 1.60%	\$12,745 / 2.23%	\$246,351 / 43.11%	\$19,320 / 3.38%	0 / 0%	0 / 0%
N	0	0 / 0%	0 / 0%	0 / 0%	0 / 0%	0 / 0%	0 / 0%	0 / 0%
S	***	0 / 0%	0 / 0%	0 / 0%	0 / 0%	0 / 0%	0 / 0%	0 / 0%
-TC	\$1,159	0 / 0%	0 / 0%	0 / 0%	0 / 0%	0 / 0%	0 / 0%	0 / 0%
-I	0	0 / 0%	0 / 0%	0 / 0%	0 / 0%	0 / 0%	0 / 0%	0 / 0%
	\$570,327	\$287,540 / 50.31%	\$9,124 / 1.60%	\$12,745 / 2.23%	\$246,351 / 43.11%	\$19,320 / 3.38%	0 / 0%	0 / 0%

*** DOLLARS REPORTED BUT NOT SHOWN IN THESE COLUMNS. T=TREASURY, N=NON-TREASURY, S=SUBCONTRACTOR FUNDS & PROCUREMENT CARD HUB PURCHASES, TC=TERM CONTRACT, I= INTER GOVERNMENTAL



TEXAS HISTORICALLY UNDERUTILIZED BUSINESS (HUB) SEMI-ANNUAL REPORT RECEIVED FOR FISCAL YEAR 2024

SECTION VII - STATE AGENCY EXPENDITURE DATA

FUND TYPE	TOTAL EXPENDITURE	TOTAL SPENT WITH HUBS AMOUNT / %	BLACK AMOUNT / %	HISPANIC AMOUNT / %	WOMAN AMOUNT / %	ASIAN PACIFIC AMOUNT / %	NATIVE AMERICAN AMOUNT / %	SERVICE-DISABLED VETERAN AMOUNT / %
-----------	-------------------	----------------------------------	------------------	---------------------	------------------	--------------------------	----------------------------	-------------------------------------

332 - TX DEPT OF HOUSING & COMM AFFAIRS - HEAVY CONSTRUCTION UNADJUSTED GOAL IS 11.2%

T	0	0 / 0%	0 / 0%	0 / 0%	0 / 0%	0 / 0%	0 / 0%	0 / 0%
N	0	0 / 0%	0 / 0%	0 / 0%	0 / 0%	0 / 0%	0 / 0%	0 / 0%
S	***	0 / 0%	0 / 0%	0 / 0%	0 / 0%	0 / 0%	0 / 0%	0 / 0%
-TC	0	0 / 0%	0 / 0%	0 / 0%	0 / 0%	0 / 0%	0 / 0%	0 / 0%
-I	0	0 / 0%	0 / 0%	0 / 0%	0 / 0%	0 / 0%	0 / 0%	0 / 0%
	0	0 / 0%	0 / 0%	0 / 0%	0 / 0%	0 / 0%	0 / 0%	0 / 0%

332 - TX DEPT OF HOUSING & COMM AFFAIRS - BUILDING CONSTRUCTION UNADJUSTED GOAL IS 21.1%

T	0	0 / 0%	0 / 0%	0 / 0%	0 / 0%	0 / 0%	0 / 0%	0 / 0%
N	0	0 / 0%	0 / 0%	0 / 0%	0 / 0%	0 / 0%	0 / 0%	0 / 0%
S	***	0 / 0%	0 / 0%	0 / 0%	0 / 0%	0 / 0%	0 / 0%	0 / 0%
-TC	0	0 / 0%	0 / 0%	0 / 0%	0 / 0%	0 / 0%	0 / 0%	0 / 0%
-I	0	0 / 0%	0 / 0%	0 / 0%	0 / 0%	0 / 0%	0 / 0%	0 / 0%
	0	0 / 0%	0 / 0%	0 / 0%	0 / 0%	0 / 0%	0 / 0%	0 / 0%

332 - TX DEPT OF HOUSING & COMM AFFAIRS - SPECIAL TRADE UNADJUSTED GOAL IS 32.9%

T	0	0 / 0%	0 / 0%	0 / 0%	0 / 0%	0 / 0%	0 / 0%	0 / 0%
N	0	0 / 0%	0 / 0%	0 / 0%	0 / 0%	0 / 0%	0 / 0%	0 / 0%
S	***	0 / 0%	0 / 0%	0 / 0%	0 / 0%	0 / 0%	0 / 0%	0 / 0%
-TC	0	0 / 0%	0 / 0%	0 / 0%	0 / 0%	0 / 0%	0 / 0%	0 / 0%
-I	0	0 / 0%	0 / 0%	0 / 0%	0 / 0%	0 / 0%	0 / 0%	0 / 0%
	0	0 / 0%	0 / 0%	0 / 0%	0 / 0%	0 / 0%	0 / 0%	0 / 0%

*** DOLLARS REPORTED BUT NOT SHOWN IN THESE COLUMNS. T=TREASURY, N=NON-TREASURY, S=SUBCONTRACTOR FUNDS & PROCUREMENT CARD HUB PURCHASES, TC=TERM CONTRACT, I= INTER GOVERNMENTAL



TEXAS HISTORICALLY UNDERUTILIZED BUSINESS (HUB) SEMI-ANNUAL REPORT RECEIVED FOR FISCAL YEAR 2024

SECTION VII - STATE AGENCY EXPENDITURE DATA

FUND TYPE	TOTAL EXPENDITURE	TOTAL SPENT WITH HUBS AMOUNT / %	BLACK AMOUNT / %	HISPANIC AMOUNT / %	WOMAN AMOUNT / %	ASIAN PACIFIC AMOUNT / %	NATIVE AMERICAN AMOUNT / %	SERVICE-DISABLED VETERAN AMOUNT / %
-----------	-------------------	----------------------------------	------------------	---------------------	------------------	--------------------------	----------------------------	-------------------------------------

332 - TX DEPT OF HOUSING & COMM AFFAIRS - PROFESSIONAL SERVICES UNADJUSTED GOAL IS 23.7%

T	0	0 / 0%	0 / 0%	0 / 0%	0 / 0%	0 / 0%	0 / 0%	0 / 0%
N	0	0 / 0%	0 / 0%	0 / 0%	0 / 0%	0 / 0%	0 / 0%	0 / 0%
S	***	0 / 0%	0 / 0%	0 / 0%	0 / 0%	0 / 0%	0 / 0%	0 / 0%
-TC	0	0 / 0%	0 / 0%	0 / 0%	0 / 0%	0 / 0%	0 / 0%	0 / 0%
-I	0	0 / 0%	0 / 0%	0 / 0%	0 / 0%	0 / 0%	0 / 0%	0 / 0%
	0	0 / 0%	0 / 0%	0 / 0%	0 / 0%	0 / 0%	0 / 0%	0 / 0%

332 - TX DEPT OF HOUSING & COMM AFFAIRS - OTHER SERVICES UNADJUSTED GOAL IS 26%

T	\$23,241,107	\$1,242,728 / 5.35%	\$5,937 / 0.03%	\$346,948 / 1.49%	\$503,842 / 2.17%	\$386,001 / 1.66%	0 / 0%	0 / 0%
N	0	0 / 0%	0 / 0%	0 / 0%	0 / 0%	0 / 0%	0 / 0%	0 / 0%
S	***	0 / 0%	0 / 0%	0 / 0%	0 / 0%	0 / 0%	0 / 0%	0 / 0%
-TC	\$11,116	0 / 0%	0 / 0%	0 / 0%	0 / 0%	0 / 0%	0 / 0%	0 / 0%
-I	\$20,999,861	0 / 0%	0 / 0%	0 / 0%	0 / 0%	0 / 0%	0 / 0%	0 / 0%
	\$2,230,131	\$1,242,728 / 5.35%	\$5,937 / 0.03%	\$346,948 / 1.49%	\$503,842 / 2.17%	\$386,001 / 1.66%	0 / 0%	0 / 0%

332 - TX DEPT OF HOUSING & COMM AFFAIRS - COMMODITY PURCHASING UNADJUSTED GOAL IS 21.1%

T	\$103,873	\$39,802 / 38.32%	\$11,841 / 11.40%	0 / 0%	\$23,931 / 23.04%	\$4,031 / 3.88%	0 / 0%	0 / 0%
N	0	0 / 0%	0 / 0%	0 / 0%	0 / 0%	0 / 0%	0 / 0%	0 / 0%
S	***	0 / 0%	0 / 0%	0 / 0%	0 / 0%	0 / 0%	0 / 0%	0 / 0%
-TC	0	0 / 0%	0 / 0%	0 / 0%	0 / 0%	0 / 0%	0 / 0%	0 / 0%
-I	0	0 / 0%	0 / 0%	0 / 0%	0 / 0%	0 / 0%	0 / 0%	0 / 0%
	\$103,873	\$39,802 / 38.32%	\$11,841 / 11.40%	0 / 0%	\$23,931 / 23.04%	\$4,031 / 3.88%	0 / 0%	0 / 0%

*** DOLLARS REPORTED BUT NOT SHOWN IN THESE COLUMNS. T=TREASURY, N=NON-TREASURY, S=SUBCONTRACTOR FUNDS & PROCUREMENT CARD HUB PURCHASES, TC=TERM CONTRACT, I= INTER GOVERNMENT



TEXAS HISTORICALLY UNDERUTILIZED BUSINESS (HUB) SEMI-ANNUAL REPORT RECEIVED FOR FISCAL YEAR 2024

SECTION VII - STATE AGENCY EXPENDITURE DATA

FUND TYPE	TOTAL EXPENDITURE	TOTAL SPENT WITH HUBS AMOUNT / %	BLACK AMOUNT / %	HISPANIC AMOUNT / %	WOMAN AMOUNT / %	ASIAN PACIFIC AMOUNT / %	NATIVE AMERICAN AMOUNT / %	SERVICE-DISABLED VETERAN AMOUNT / %
332 - TX DEPT OF HOUSING & COMM AFFAIRS - Statewide Grand Total Expenditures								
T	\$23,344,981	\$1,282,531 / 5.49%	\$17,778 / 0.08%	\$346,948 / 1.49%	\$527,773 / 2.26%	\$390,032 / 1.67%	0 / 0%	0 / 0%
N	0	0 / 0%	0 / 0%	0 / 0%	0 / 0%	0 / 0%	0 / 0%	0 / 0%
S	***	0 / 0%	0 / 0%	0 / 0%	0 / 0%	0 / 0%	0 / 0%	0 / 0%
-TC	\$11,116	0 / 0%	0 / 0%	0 / 0%	0 / 0%	0 / 0%	0 / 0%	0 / 0%
-I	\$20,999,861	0 / 0%	0 / 0%	0 / 0%	0 / 0%	0 / 0%	0 / 0%	0 / 0%
	\$2,334,004	\$1,282,531 / 5.49%	\$17,778 / 0.08%	\$346,948 / 1.49%	\$527,773 / 2.26%	\$390,032 / 1.67%	0 / 0%	0 / 0%

*** DOLLARS REPORTED BUT NOT SHOWN IN THESE COLUMNS. T=TREASURY, N=NON-TREASURY, S=SUBCONTRACTOR FUNDS & PROCUREMENT CARD HUB PURCHASES, TC=TERM CONTRACT, I= INTER GOVERNMENTAL



TEXAS HISTORICALLY UNDERUTILIZED BUSINESS (HUB) SEMI-ANNUAL REPORT RECEIVED FOR FISCAL YEAR 2024

SECTION VII - STATE AGENCY EXPENDITURE DATA

FUND TYPE	TOTAL EXPENDITURE	TOTAL SPENT WITH HUBS AMOUNT / %	BLACK AMOUNT / %	HISPANIC AMOUNT / %	WOMAN AMOUNT / %	ASIAN PACIFIC AMOUNT / %	NATIVE AMERICAN AMOUNT / %	SERVICE-DISABLED VETERAN AMOUNT / %
338 - STATE PENSION REVIEW BOARD - HEAVY CONSTRUCTION UNADJUSTED GOAL IS 11.2%								
T	0	0 / 0%	0 / 0%	0 / 0%	0 / 0%	0 / 0%	0 / 0%	0 / 0%
N	0	0 / 0%	0 / 0%	0 / 0%	0 / 0%	0 / 0%	0 / 0%	0 / 0%
S	***	0 / 0%	0 / 0%	0 / 0%	0 / 0%	0 / 0%	0 / 0%	0 / 0%
-TC	0	0 / 0%	0 / 0%	0 / 0%	0 / 0%	0 / 0%	0 / 0%	0 / 0%
-I	0	0 / 0%	0 / 0%	0 / 0%	0 / 0%	0 / 0%	0 / 0%	0 / 0%
	0	0 / 0%	0 / 0%	0 / 0%	0 / 0%	0 / 0%	0 / 0%	0 / 0%

338 - STATE PENSION REVIEW BOARD - BUILDING CONSTRUCTION UNADJUSTED GOAL IS 21.1%								
T	0	0 / 0%	0 / 0%	0 / 0%	0 / 0%	0 / 0%	0 / 0%	0 / 0%
N	0	0 / 0%	0 / 0%	0 / 0%	0 / 0%	0 / 0%	0 / 0%	0 / 0%
S	***	0 / 0%	0 / 0%	0 / 0%	0 / 0%	0 / 0%	0 / 0%	0 / 0%
-TC	0	0 / 0%	0 / 0%	0 / 0%	0 / 0%	0 / 0%	0 / 0%	0 / 0%
-I	0	0 / 0%	0 / 0%	0 / 0%	0 / 0%	0 / 0%	0 / 0%	0 / 0%
	0	0 / 0%	0 / 0%	0 / 0%	0 / 0%	0 / 0%	0 / 0%	0 / 0%

338 - STATE PENSION REVIEW BOARD - SPECIAL TRADE UNADJUSTED GOAL IS 32.9%								
T	0	0 / 0%	0 / 0%	0 / 0%	0 / 0%	0 / 0%	0 / 0%	0 / 0%
N	0	0 / 0%	0 / 0%	0 / 0%	0 / 0%	0 / 0%	0 / 0%	0 / 0%
S	***	0 / 0%	0 / 0%	0 / 0%	0 / 0%	0 / 0%	0 / 0%	0 / 0%
-TC	0	0 / 0%	0 / 0%	0 / 0%	0 / 0%	0 / 0%	0 / 0%	0 / 0%
-I	0	0 / 0%	0 / 0%	0 / 0%	0 / 0%	0 / 0%	0 / 0%	0 / 0%
	0	0 / 0%	0 / 0%	0 / 0%	0 / 0%	0 / 0%	0 / 0%	0 / 0%

*** DOLLARS REPORTED BUT NOT SHOWN IN THESE COLUMNS. T=TREASURY, N=NON-TREASURY, S=SUBCONTRACTOR FUNDS & PROCUREMENT CARD HUB PURCHASES, TC=TERM CONTRACT, I= INTER GOVERNMENT



TEXAS HISTORICALLY UNDERUTILIZED BUSINESS (HUB) SEMI-ANNUAL REPORT RECEIVED FOR FISCAL YEAR 2024

SECTION VII - STATE AGENCY EXPENDITURE DATA

FUND TYPE	TOTAL EXPENDITURE	TOTAL SPENT WITH HUBS AMOUNT / %	BLACK AMOUNT / %	HISPANIC AMOUNT / %	WOMAN AMOUNT / %	ASIAN PACIFIC AMOUNT / %	NATIVE AMERICAN AMOUNT / %	SERVICE-DISABLED VETERAN AMOUNT / %
-----------	-------------------	----------------------------------	------------------	---------------------	------------------	--------------------------	----------------------------	-------------------------------------

338 - STATE PENSION REVIEW BOARD - PROFESSIONAL SERVICES UNADJUSTED GOAL IS 23.7%

T	0	0 / 0%	0 / 0%	0 / 0%	0 / 0%	0 / 0%	0 / 0%	0 / 0%
N	0	0 / 0%	0 / 0%	0 / 0%	0 / 0%	0 / 0%	0 / 0%	0 / 0%
S	***	0 / 0%	0 / 0%	0 / 0%	0 / 0%	0 / 0%	0 / 0%	0 / 0%
-TC	0	0 / 0%	0 / 0%	0 / 0%	0 / 0%	0 / 0%	0 / 0%	0 / 0%
-I	0	0 / 0%	0 / 0%	0 / 0%	0 / 0%	0 / 0%	0 / 0%	0 / 0%
	0	0 / 0%	0 / 0%	0 / 0%	0 / 0%	0 / 0%	0 / 0%	0 / 0%

338 - STATE PENSION REVIEW BOARD - OTHER SERVICES UNADJUSTED GOAL IS 26%

T	\$76,007	\$73,440 / 96.62%	0 / 0%	0 / 0%	\$73,440 / 96.62%	0 / 0%	0 / 0%	0 / 0%
N	0	0 / 0%	0 / 0%	0 / 0%	0 / 0%	0 / 0%	0 / 0%	0 / 0%
S	***	0 / 0%	0 / 0%	0 / 0%	0 / 0%	0 / 0%	0 / 0%	0 / 0%
-TC	0	0 / 0%	0 / 0%	0 / 0%	0 / 0%	0 / 0%	0 / 0%	0 / 0%
-I	0	0 / 0%	0 / 0%	0 / 0%	0 / 0%	0 / 0%	0 / 0%	0 / 0%
	\$76,007	\$73,440 / 96.62%	0 / 0%	0 / 0%	\$73,440 / 96.62%	0 / 0%	0 / 0%	0 / 0%

338 - STATE PENSION REVIEW BOARD - COMMODITY PURCHASING UNADJUSTED GOAL IS 21.1%

T	\$12,738	\$5,260 / 41.29%	0 / 0%	0 / 0%	0 / 0%	\$5,260 / 41.29%	0 / 0%	0 / 0%
N	0	0 / 0%	0 / 0%	0 / 0%	0 / 0%	0 / 0%	0 / 0%	0 / 0%
S	***	0 / 0%	0 / 0%	0 / 0%	0 / 0%	0 / 0%	0 / 0%	0 / 0%
-TC	0	0 / 0%	0 / 0%	0 / 0%	0 / 0%	0 / 0%	0 / 0%	0 / 0%
-I	0	0 / 0%	0 / 0%	0 / 0%	0 / 0%	0 / 0%	0 / 0%	0 / 0%
	\$12,738	\$5,260 / 41.29%	0 / 0%	0 / 0%	0 / 0%	\$5,260 / 41.29%	0 / 0%	0 / 0%

*** DOLLARS REPORTED BUT NOT SHOWN IN THESE COLUMNS. T=TREASURY, N=NON-TREASURY, S=SUBCONTRACTOR FUNDS & PROCUREMENT CARD HUB PURCHASES, TC=TERM CONTRACT, I= INTER GOVERNMENT



TEXAS HISTORICALLY UNDERUTILIZED BUSINESS (HUB) SEMI-ANNUAL REPORT RECEIVED FOR FISCAL YEAR 2024

SECTION VII - STATE AGENCY EXPENDITURE DATA

FUND TYPE	TOTAL EXPENDITURE	TOTAL SPENT WITH HUBS AMOUNT / %	BLACK AMOUNT / %	HISPANIC AMOUNT / %	WOMAN AMOUNT / %	ASIAN PACIFIC AMOUNT / %	NATIVE AMERICAN AMOUNT / %	SERVICE-DISABLED VETERAN AMOUNT / %
338 - STATE PENSION REVIEW BOARD - Statewide Grand Total Expenditures								
T	\$88,745	\$78,700 / 88.68%	0 / 0%	0 / 0%	\$73,440 / 82.75%	\$5,260 / 5.93%	0 / 0%	0 / 0%
N	0	0 / 0%	0 / 0%	0 / 0%	0 / 0%	0 / 0%	0 / 0%	0 / 0%
S	***	0 / 0%	0 / 0%	0 / 0%	0 / 0%	0 / 0%	0 / 0%	0 / 0%
-TC	0	0 / 0%	0 / 0%	0 / 0%	0 / 0%	0 / 0%	0 / 0%	0 / 0%
-I	0	0 / 0%	0 / 0%	0 / 0%	0 / 0%	0 / 0%	0 / 0%	0 / 0%
	\$88,745	\$78,700 / 88.68%	0 / 0%	0 / 0%	\$73,440 / 82.75%	\$5,260 / 5.93%	0 / 0%	0 / 0%

*** DOLLARS REPORTED BUT NOT SHOWN IN THESE COLUMNS. T=TREASURY, N=NON-TREASURY, S=SUBCONTRACTOR FUNDS & PROCUREMENT CARD HUB PURCHASES, TC=TERM CONTRACT, I= INTER GOVERNMENTAL



TEXAS HISTORICALLY UNDERUTILIZED BUSINESS (HUB) SEMI-ANNUAL REPORT RECEIVED FOR FISCAL YEAR 2024

SECTION VII - STATE AGENCY EXPENDITURE DATA

FUND TYPE	TOTAL EXPENDITURE	TOTAL SPENT WITH HUBS AMOUNT / %	BLACK AMOUNT / %	HISPANIC AMOUNT / %	WOMAN AMOUNT / %	ASIAN PACIFIC AMOUNT / %	NATIVE AMERICAN AMOUNT / %	SERVICE-DISABLED VETERAN AMOUNT / %
-----------	-------------------	----------------------------------	------------------	---------------------	------------------	--------------------------	----------------------------	-------------------------------------

347 - TEXAS PUBLIC FINANCE AUTHORITY - HEAVY CONSTRUCTION UNADJUSTED GOAL IS 11.2%

T	0	0 / 0%	0 / 0%	0 / 0%	0 / 0%	0 / 0%	0 / 0%	0 / 0%
N	0	0 / 0%	0 / 0%	0 / 0%	0 / 0%	0 / 0%	0 / 0%	0 / 0%
S	***	0 / 0%	0 / 0%	0 / 0%	0 / 0%	0 / 0%	0 / 0%	0 / 0%
-TC	0	0 / 0%	0 / 0%	0 / 0%	0 / 0%	0 / 0%	0 / 0%	0 / 0%
-I	0	0 / 0%	0 / 0%	0 / 0%	0 / 0%	0 / 0%	0 / 0%	0 / 0%
	0	0 / 0%	0 / 0%	0 / 0%	0 / 0%	0 / 0%	0 / 0%	0 / 0%

347 - TEXAS PUBLIC FINANCE AUTHORITY - BUILDING CONSTRUCTION UNADJUSTED GOAL IS 21.1%

T	0	0 / 0%	0 / 0%	0 / 0%	0 / 0%	0 / 0%	0 / 0%	0 / 0%
N	0	0 / 0%	0 / 0%	0 / 0%	0 / 0%	0 / 0%	0 / 0%	0 / 0%
S	***	0 / 0%	0 / 0%	0 / 0%	0 / 0%	0 / 0%	0 / 0%	0 / 0%
-TC	0	0 / 0%	0 / 0%	0 / 0%	0 / 0%	0 / 0%	0 / 0%	0 / 0%
-I	0	0 / 0%	0 / 0%	0 / 0%	0 / 0%	0 / 0%	0 / 0%	0 / 0%
	0	0 / 0%	0 / 0%	0 / 0%	0 / 0%	0 / 0%	0 / 0%	0 / 0%

347 - TEXAS PUBLIC FINANCE AUTHORITY - SPECIAL TRADE UNADJUSTED GOAL IS 32.9%

T	0	0 / 0%	0 / 0%	0 / 0%	0 / 0%	0 / 0%	0 / 0%	0 / 0%
N	0	0 / 0%	0 / 0%	0 / 0%	0 / 0%	0 / 0%	0 / 0%	0 / 0%
S	***	0 / 0%	0 / 0%	0 / 0%	0 / 0%	0 / 0%	0 / 0%	0 / 0%
-TC	0	0 / 0%	0 / 0%	0 / 0%	0 / 0%	0 / 0%	0 / 0%	0 / 0%
-I	0	0 / 0%	0 / 0%	0 / 0%	0 / 0%	0 / 0%	0 / 0%	0 / 0%
	0	0 / 0%	0 / 0%	0 / 0%	0 / 0%	0 / 0%	0 / 0%	0 / 0%

*** DOLLARS REPORTED BUT NOT SHOWN IN THESE COLUMNS. T=TREASURY, N=NON-TREASURY, S=SUBCONTRACTOR FUNDS & PROCUREMENT CARD HUB PURCHASES, TC=TERM CONTRACT, I= INTER GOVERNMENTAL



TEXAS HISTORICALLY UNDERUTILIZED BUSINESS (HUB) SEMI-ANNUAL REPORT RECEIVED FOR FISCAL YEAR 2024

SECTION VII - STATE AGENCY EXPENDITURE DATA

FUND TYPE	TOTAL EXPENDITURE	TOTAL SPENT WITH HUBS AMOUNT / %	BLACK AMOUNT / %	HISPANIC AMOUNT / %	WOMAN AMOUNT / %	ASIAN PACIFIC AMOUNT / %	NATIVE AMERICAN AMOUNT / %	SERVICE-DISABLED VETERAN AMOUNT / %
347 - TEXAS PUBLIC FINANCE AUTHORITY - PROFESSIONAL SERVICES UNADJUSTED GOAL IS 23.7%								
T	\$411,796	0 / 0%	0 / 0%	0 / 0%	0 / 0%	0 / 0%	0 / 0%	0 / 0%
N	0	0 / 0%	0 / 0%	0 / 0%	0 / 0%	0 / 0%	0 / 0%	0 / 0%
S	***	0 / 0%	0 / 0%	0 / 0%	0 / 0%	0 / 0%	0 / 0%	0 / 0%
-TC	0	0 / 0%	0 / 0%	0 / 0%	0 / 0%	0 / 0%	0 / 0%	0 / 0%
-I	0	0 / 0%	0 / 0%	0 / 0%	0 / 0%	0 / 0%	0 / 0%	0 / 0%
	\$411,796	0 / 0%	0 / 0%	0 / 0%	0 / 0%	0 / 0%	0 / 0%	0 / 0%
347 - TEXAS PUBLIC FINANCE AUTHORITY - OTHER SERVICES UNADJUSTED GOAL IS 26%								
T	\$283,730	0 / 0%	0 / 0%	0 / 0%	0 / 0%	0 / 0%	0 / 0%	0 / 0%
N	0	0 / 0%	0 / 0%	0 / 0%	0 / 0%	0 / 0%	0 / 0%	0 / 0%
S	***	0 / 0%	0 / 0%	0 / 0%	0 / 0%	0 / 0%	0 / 0%	0 / 0%
-TC	\$564	0 / 0%	0 / 0%	0 / 0%	0 / 0%	0 / 0%	0 / 0%	0 / 0%
-I	0	0 / 0%	0 / 0%	0 / 0%	0 / 0%	0 / 0%	0 / 0%	0 / 0%
	\$283,167	0 / 0%	0 / 0%	0 / 0%	0 / 0%	0 / 0%	0 / 0%	0 / 0%
347 - TEXAS PUBLIC FINANCE AUTHORITY - COMMODITY PURCHASING UNADJUSTED GOAL IS 21.1%								
T	\$16,633	\$9,306 / 55.95%	\$357 / 2.15%	0 / 0%	\$8,913 / 53.59%	\$36 / 0.22%	0 / 0%	0 / 0%
N	0	0 / 0%	0 / 0%	0 / 0%	0 / 0%	0 / 0%	0 / 0%	0 / 0%
S	***	0 / 0%	0 / 0%	0 / 0%	0 / 0%	0 / 0%	0 / 0%	0 / 0%
-TC	0	0 / 0%	0 / 0%	0 / 0%	0 / 0%	0 / 0%	0 / 0%	0 / 0%
-I	0	0 / 0%	0 / 0%	0 / 0%	0 / 0%	0 / 0%	0 / 0%	0 / 0%
	\$16,633	\$9,306 / 55.95%	\$357 / 2.15%	0 / 0%	\$8,913 / 53.59%	\$36 / 0.22%	0 / 0%	0 / 0%

*** DOLLARS REPORTED BUT NOT SHOWN IN THESE COLUMNS. T=TREASURY, N=NON-TREASURY, S=SUBCONTRACTOR FUNDS & PROCUREMENT CARD HUB PURCHASES, TC=TERM CONTRACT, I= INTER GOVERNMENTAL



TEXAS HISTORICALLY UNDERUTILIZED BUSINESS (HUB) SEMI-ANNUAL REPORT RECEIVED FOR FISCAL YEAR 2024

SECTION VII - STATE AGENCY EXPENDITURE DATA

FUND TYPE	TOTAL EXPENDITURE	TOTAL SPENT WITH HUBS AMOUNT / %	BLACK AMOUNT / %	HISPANIC AMOUNT / %	WOMAN AMOUNT / %	ASIAN PACIFIC AMOUNT / %	NATIVE AMERICAN AMOUNT / %	SERVICE-DISABLED VETERAN AMOUNT / %
347 - TEXAS PUBLIC FINANCE AUTHORITY - Statewide Grand Total Expenditures								
T	\$712,159	\$9,306 / 1.31%	\$357 / 0.05%	0 / 0%	\$8,913 / 1.25%	\$36 / 0.01%	0 / 0%	0 / 0%
N	0	0 / 0%	0 / 0%	0 / 0%	0 / 0%	0 / 0%	0 / 0%	0 / 0%
S	***	0 / 0%	0 / 0%	0 / 0%	0 / 0%	0 / 0%	0 / 0%	0 / 0%
-TC	\$564	0 / 0%	0 / 0%	0 / 0%	0 / 0%	0 / 0%	0 / 0%	0 / 0%
-I	0	0 / 0%	0 / 0%	0 / 0%	0 / 0%	0 / 0%	0 / 0%	0 / 0%
	\$711,596	\$9,306 / 1.31%	\$357 / 0.05%	0 / 0%	\$8,913 / 1.25%	\$36 / 0.01%	0 / 0%	0 / 0%

*** DOLLARS REPORTED BUT NOT SHOWN IN THESE COLUMNS. T=TREASURY, N=NON-TREASURY, S=SUBCONTRACTOR FUNDS & PROCUREMENT CARD HUB PURCHASES, TC=TERM CONTRACT, I= INTER GOVERNMENTAL



TEXAS HISTORICALLY UNDERUTILIZED BUSINESS (HUB) SEMI-ANNUAL REPORT RECEIVED FOR FISCAL YEAR 2024

SECTION VII - STATE AGENCY EXPENDITURE DATA

FUND TYPE	TOTAL EXPENDITURE	TOTAL SPENT WITH HUBS AMOUNT / %	BLACK AMOUNT / %	HISPANIC AMOUNT / %	WOMAN AMOUNT / %	ASIAN PACIFIC AMOUNT / %	NATIVE AMERICAN AMOUNT / %	SERVICE-DISABLED VETERAN AMOUNT / %
-----------	-------------------	----------------------------------	------------------	---------------------	------------------	--------------------------	----------------------------	-------------------------------------

352 - TEXAS BOND REVIEW BOARD - HEAVY CONSTRUCTION UNADJUSTED GOAL IS 11.2%

T	0	0 / 0%	0 / 0%	0 / 0%	0 / 0%	0 / 0%	0 / 0%	0 / 0%
N	0	0 / 0%	0 / 0%	0 / 0%	0 / 0%	0 / 0%	0 / 0%	0 / 0%
S	***	0 / 0%	0 / 0%	0 / 0%	0 / 0%	0 / 0%	0 / 0%	0 / 0%
-TC	0	0 / 0%	0 / 0%	0 / 0%	0 / 0%	0 / 0%	0 / 0%	0 / 0%
-I	0	0 / 0%	0 / 0%	0 / 0%	0 / 0%	0 / 0%	0 / 0%	0 / 0%
	0	0 / 0%	0 / 0%	0 / 0%	0 / 0%	0 / 0%	0 / 0%	0 / 0%

352 - TEXAS BOND REVIEW BOARD - BUILDING CONSTRUCTION UNADJUSTED GOAL IS 21.1%

T	0	0 / 0%	0 / 0%	0 / 0%	0 / 0%	0 / 0%	0 / 0%	0 / 0%
N	0	0 / 0%	0 / 0%	0 / 0%	0 / 0%	0 / 0%	0 / 0%	0 / 0%
S	***	0 / 0%	0 / 0%	0 / 0%	0 / 0%	0 / 0%	0 / 0%	0 / 0%
-TC	0	0 / 0%	0 / 0%	0 / 0%	0 / 0%	0 / 0%	0 / 0%	0 / 0%
-I	0	0 / 0%	0 / 0%	0 / 0%	0 / 0%	0 / 0%	0 / 0%	0 / 0%
	0	0 / 0%	0 / 0%	0 / 0%	0 / 0%	0 / 0%	0 / 0%	0 / 0%

352 - TEXAS BOND REVIEW BOARD - SPECIAL TRADE UNADJUSTED GOAL IS 32.9%

T	0	0 / 0%	0 / 0%	0 / 0%	0 / 0%	0 / 0%	0 / 0%	0 / 0%
N	0	0 / 0%	0 / 0%	0 / 0%	0 / 0%	0 / 0%	0 / 0%	0 / 0%
S	***	0 / 0%	0 / 0%	0 / 0%	0 / 0%	0 / 0%	0 / 0%	0 / 0%
-TC	0	0 / 0%	0 / 0%	0 / 0%	0 / 0%	0 / 0%	0 / 0%	0 / 0%
-I	0	0 / 0%	0 / 0%	0 / 0%	0 / 0%	0 / 0%	0 / 0%	0 / 0%
	0	0 / 0%	0 / 0%	0 / 0%	0 / 0%	0 / 0%	0 / 0%	0 / 0%

*** DOLLARS REPORTED BUT NOT SHOWN IN THESE COLUMNS. T=TREASURY, N=NON-TREASURY, S=SUBCONTRACTOR FUNDS & PROCUREMENT CARD HUB PURCHASES, TC=TERM CONTRACT, I= INTER GOVERNMENTAL



TEXAS HISTORICALLY UNDERUTILIZED BUSINESS (HUB) SEMI-ANNUAL REPORT RECEIVED FOR FISCAL YEAR 2024

SECTION VII - STATE AGENCY EXPENDITURE DATA

FUND TYPE	TOTAL EXPENDITURE	TOTAL SPENT WITH HUBS AMOUNT / %	BLACK AMOUNT / %	HISPANIC AMOUNT / %	WOMAN AMOUNT / %	ASIAN PACIFIC AMOUNT / %	NATIVE AMERICAN AMOUNT / %	SERVICE-DISABLED VETERAN AMOUNT / %
-----------	-------------------	----------------------------------	------------------	---------------------	------------------	--------------------------	----------------------------	-------------------------------------

352 - TEXAS BOND REVIEW BOARD - PROFESSIONAL SERVICES UNADJUSTED GOAL IS 23.7%

T	0	0 / 0%	0 / 0%	0 / 0%	0 / 0%	0 / 0%	0 / 0%	0 / 0%
N	0	0 / 0%	0 / 0%	0 / 0%	0 / 0%	0 / 0%	0 / 0%	0 / 0%
S	***	0 / 0%	0 / 0%	0 / 0%	0 / 0%	0 / 0%	0 / 0%	0 / 0%
-TC	0	0 / 0%	0 / 0%	0 / 0%	0 / 0%	0 / 0%	0 / 0%	0 / 0%
-I	0	0 / 0%	0 / 0%	0 / 0%	0 / 0%	0 / 0%	0 / 0%	0 / 0%
	0	0 / 0%	0 / 0%	0 / 0%	0 / 0%	0 / 0%	0 / 0%	0 / 0%

352 - TEXAS BOND REVIEW BOARD - OTHER SERVICES UNADJUSTED GOAL IS 26%

T	\$46,843	\$23,126 / 49.37%	0 / 0%	0 / 0%	\$23,126 / 49.37%	0 / 0%	0 / 0%	0 / 0%
N	0	0 / 0%	0 / 0%	0 / 0%	0 / 0%	0 / 0%	0 / 0%	0 / 0%
S	***	0 / 0%	0 / 0%	0 / 0%	0 / 0%	0 / 0%	0 / 0%	0 / 0%
-TC	0	0 / 0%	0 / 0%	0 / 0%	0 / 0%	0 / 0%	0 / 0%	0 / 0%
-I	0	0 / 0%	0 / 0%	0 / 0%	0 / 0%	0 / 0%	0 / 0%	0 / 0%
	\$46,843	\$23,126 / 49.37%	0 / 0%	0 / 0%	\$23,126 / 49.37%	0 / 0%	0 / 0%	0 / 0%

352 - TEXAS BOND REVIEW BOARD - COMMODITY PURCHASING UNADJUSTED GOAL IS 21.1%

T	\$20,502	\$19 / 0.09%	0 / 0%	0 / 0%	\$19 / 0.09%	0 / 0%	0 / 0%	0 / 0%
N	0	0 / 0%	0 / 0%	0 / 0%	0 / 0%	0 / 0%	0 / 0%	0 / 0%
S	***	0 / 0%	0 / 0%	0 / 0%	0 / 0%	0 / 0%	0 / 0%	0 / 0%
-TC	\$81	\$19 / 23.18%	0 / 0%	0 / 0%	\$19 / 23.18%	0 / 0%	0 / 0%	0 / 0%
-I	0	0 / 0%	0 / 0%	0 / 0%	0 / 0%	0 / 0%	0 / 0%	0 / 0%
	\$20,421	0 / 23.27%	0 / 0%	0 / 0%	0 / 23.27%	0 / 0%	0 / 0%	0 / 0%

*** DOLLARS REPORTED BUT NOT SHOWN IN THESE COLUMNS. T=TREASURY, N=NON-TREASURY, S=SUBCONTRACTOR FUNDS & PROCUREMENT CARD HUB PURCHASES, TC=TERM CONTRACT, I= INTER GOVERNMENTAL



TEXAS HISTORICALLY UNDERUTILIZED BUSINESS (HUB) SEMI-ANNUAL REPORT RECEIVED FOR FISCAL YEAR 2024

SECTION VII - STATE AGENCY EXPENDITURE DATA

FUND TYPE	TOTAL EXPENDITURE	TOTAL SPENT WITH HUBS AMOUNT / %	BLACK AMOUNT / %	HISPANIC AMOUNT / %	WOMAN AMOUNT / %	ASIAN PACIFIC AMOUNT / %	NATIVE AMERICAN AMOUNT / %	SERVICE-DISABLED VETERAN AMOUNT / %
352 - TEXAS BOND REVIEW BOARD - Statewide Grand Total Expenditures								
T	\$67,345	\$23,145 / 34.37%	0 / 0%	0 / 0%	\$23,145 / 34.37%	0 / 0%	0 / 0%	0 / 0%
N	0	0 / 0%	0 / 0%	0 / 0%	0 / 0%	0 / 0%	0 / 0%	0 / 0%
S	***	0 / 0%	0 / 0%	0 / 0%	0 / 0%	0 / 0%	0 / 0%	0 / 0%
-TC	\$81	\$19 / 23.18%	0 / 0%	0 / 0%	\$19 / 23.18%	0 / 0%	0 / 0%	0 / 0%
-I	0	0 / 0%	0 / 0%	0 / 0%	0 / 0%	0 / 0%	0 / 0%	0 / 0%
	\$67,264	\$23,126 / 57.54%	0 / 0%	0 / 0%	\$23,126 / 57.54%	0 / 0%	0 / 0%	0 / 0%

*** DOLLARS REPORTED BUT NOT SHOWN IN THESE COLUMNS. T=TREASURY, N=NON-TREASURY, S=SUBCONTRACTOR FUNDS & PROCUREMENT CARD HUB PURCHASES, TC=TERM CONTRACT, I= INTER GOVERNMENTAL



TEXAS HISTORICALLY UNDERUTILIZED BUSINESS (HUB) SEMI-ANNUAL REPORT RECEIVED FOR FISCAL YEAR 2024

SECTION VII - STATE AGENCY EXPENDITURE DATA

FUND TYPE	TOTAL EXPENDITURE	TOTAL SPENT WITH HUBS AMOUNT / %	BLACK AMOUNT / %	HISPANIC AMOUNT / %	WOMAN AMOUNT / %	ASIAN PACIFIC AMOUNT / %	NATIVE AMERICAN AMOUNT / %	SERVICE-DISABLED VETERAN AMOUNT / %
-----------	-------------------	----------------------------------	------------------	---------------------	------------------	--------------------------	----------------------------	-------------------------------------

356 - TEXAS ETHICS COMMISSION - HEAVY CONSTRUCTION UNADJUSTED GOAL IS 11.2%

T	0	0 / 0%	0 / 0%	0 / 0%	0 / 0%	0 / 0%	0 / 0%	0 / 0%
N	0	0 / 0%	0 / 0%	0 / 0%	0 / 0%	0 / 0%	0 / 0%	0 / 0%
S	***	0 / 0%	0 / 0%	0 / 0%	0 / 0%	0 / 0%	0 / 0%	0 / 0%
-TC	0	0 / 0%	0 / 0%	0 / 0%	0 / 0%	0 / 0%	0 / 0%	0 / 0%
-I	0	0 / 0%	0 / 0%	0 / 0%	0 / 0%	0 / 0%	0 / 0%	0 / 0%
	0	0 / 0%	0 / 0%	0 / 0%	0 / 0%	0 / 0%	0 / 0%	0 / 0%

356 - TEXAS ETHICS COMMISSION - BUILDING CONSTRUCTION UNADJUSTED GOAL IS 21.1%

T	0	0 / 0%	0 / 0%	0 / 0%	0 / 0%	0 / 0%	0 / 0%	0 / 0%
N	0	0 / 0%	0 / 0%	0 / 0%	0 / 0%	0 / 0%	0 / 0%	0 / 0%
S	***	0 / 0%	0 / 0%	0 / 0%	0 / 0%	0 / 0%	0 / 0%	0 / 0%
-TC	0	0 / 0%	0 / 0%	0 / 0%	0 / 0%	0 / 0%	0 / 0%	0 / 0%
-I	0	0 / 0%	0 / 0%	0 / 0%	0 / 0%	0 / 0%	0 / 0%	0 / 0%
	0	0 / 0%	0 / 0%	0 / 0%	0 / 0%	0 / 0%	0 / 0%	0 / 0%

356 - TEXAS ETHICS COMMISSION - SPECIAL TRADE UNADJUSTED GOAL IS 32.9%

T	0	0 / 0%	0 / 0%	0 / 0%	0 / 0%	0 / 0%	0 / 0%	0 / 0%
N	0	0 / 0%	0 / 0%	0 / 0%	0 / 0%	0 / 0%	0 / 0%	0 / 0%
S	***	0 / 0%	0 / 0%	0 / 0%	0 / 0%	0 / 0%	0 / 0%	0 / 0%
-TC	0	0 / 0%	0 / 0%	0 / 0%	0 / 0%	0 / 0%	0 / 0%	0 / 0%
-I	0	0 / 0%	0 / 0%	0 / 0%	0 / 0%	0 / 0%	0 / 0%	0 / 0%
	0	0 / 0%	0 / 0%	0 / 0%	0 / 0%	0 / 0%	0 / 0%	0 / 0%

*** DOLLARS REPORTED BUT NOT SHOWN IN THESE COLUMNS. T=TREASURY, N=NON-TREASURY, S=SUBCONTRACTOR FUNDS & PROCUREMENT CARD HUB PURCHASES, TC=TERM CONTRACT, I= INTER GOVERNMENT



TEXAS HISTORICALLY UNDERUTILIZED BUSINESS (HUB) SEMI-ANNUAL REPORT RECEIVED FOR FISCAL YEAR 2024

SECTION VII - STATE AGENCY EXPENDITURE DATA

FUND TYPE	TOTAL EXPENDITURE	TOTAL SPENT WITH HUBS AMOUNT / %	BLACK AMOUNT / %	HISPANIC AMOUNT / %	WOMAN AMOUNT / %	ASIAN PACIFIC AMOUNT / %	NATIVE AMERICAN AMOUNT / %	SERVICE-DISABLED VETERAN AMOUNT / %
356 - TEXAS ETHICS COMMISSION - PROFESSIONAL SERVICES UNADJUSTED GOAL IS 23.7%								
T	\$3,740	\$3,740 / 100.00%	0 / 0%	0 / 0%	\$3,740 / 100.00%	0 / 0%	0 / 0%	0 / 0%
N	0	0 / 0%	0 / 0%	0 / 0%	0 / 0%	0 / 0%	0 / 0%	0 / 0%
S	***	0 / 0%	0 / 0%	0 / 0%	0 / 0%	0 / 0%	0 / 0%	0 / 0%
-TC	0	0 / 0%	0 / 0%	0 / 0%	0 / 0%	0 / 0%	0 / 0%	0 / 0%
-I	0	0 / 0%	0 / 0%	0 / 0%	0 / 0%	0 / 0%	0 / 0%	0 / 0%
	\$3,740	\$3,740 / 100.00%	0 / 0%	0 / 0%	\$3,740 / 100.00%	0 / 0%	0 / 0%	0 / 0%
356 - TEXAS ETHICS COMMISSION - OTHER SERVICES UNADJUSTED GOAL IS 26%								
T	\$510,594	\$406,514 / 79.62%	0 / 0%	\$16,380 / 3.21%	\$389,729 / 76.33%	\$405 / 0.08%	0 / 0%	0 / 0%
N	0	0 / 0%	0 / 0%	0 / 0%	0 / 0%	0 / 0%	0 / 0%	0 / 0%
S	***	0 / 0%	0 / 0%	0 / 0%	0 / 0%	0 / 0%	0 / 0%	0 / 0%
-TC	0	0 / 0%	0 / 0%	0 / 0%	0 / 0%	0 / 0%	0 / 0%	0 / 0%
-I	0	0 / 0%	0 / 0%	0 / 0%	0 / 0%	0 / 0%	0 / 0%	0 / 0%
	\$510,594	\$406,514 / 79.62%	0 / 0%	\$16,380 / 3.21%	\$389,729 / 76.33%	\$405 / 0.08%	0 / 0%	0 / 0%
356 - TEXAS ETHICS COMMISSION - COMMODITY PURCHASING UNADJUSTED GOAL IS 21.1%								
T	\$71,796	\$26,271 / 36.59%	0 / 0%	0 / 0%	0 / 0%	\$26,271 / 36.59%	0 / 0%	0 / 0%
N	0	0 / 0%	0 / 0%	0 / 0%	0 / 0%	0 / 0%	0 / 0%	0 / 0%
S	***	0 / 0%	0 / 0%	0 / 0%	0 / 0%	0 / 0%	0 / 0%	0 / 0%
-TC	0	0 / 0%	0 / 0%	0 / 0%	0 / 0%	0 / 0%	0 / 0%	0 / 0%
-I	0	0 / 0%	0 / 0%	0 / 0%	0 / 0%	0 / 0%	0 / 0%	0 / 0%
	\$71,796	\$26,271 / 36.59%	0 / 0%	0 / 0%	0 / 0%	\$26,271 / 36.59%	0 / 0%	0 / 0%

*** DOLLARS REPORTED BUT NOT SHOWN IN THESE COLUMNS. T=TREASURY, N=NON-TREASURY, S=SUBCONTRACTOR FUNDS & PROCUREMENT CARD HUB PURCHASES, TC=TERM CONTRACT, I= INTER GOVERNMENT



TEXAS HISTORICALLY UNDERUTILIZED BUSINESS (HUB) SEMI-ANNUAL REPORT RECEIVED FOR FISCAL YEAR 2024

SECTION VII - STATE AGENCY EXPENDITURE DATA

FUND TYPE	TOTAL EXPENDITURE	TOTAL SPENT WITH HUBS AMOUNT / %	BLACK AMOUNT / %	HISPANIC AMOUNT / %	WOMAN AMOUNT / %	ASIAN PACIFIC AMOUNT / %	NATIVE AMERICAN AMOUNT / %	SERVICE-DISABLED VETERAN AMOUNT / %
356 - TEXAS ETHICS COMMISSION - Statewide Grand Total Expenditures								
T	\$586,130	\$436,526 / 74.48%	0 / 0%	\$16,380 / 2.79%	\$393,469 / 67.13%	\$26,677 / 4.55%	0 / 0%	0 / 0%
N	0	0 / 0%	0 / 0%	0 / 0%	0 / 0%	0 / 0%	0 / 0%	0 / 0%
S	***	0 / 0%	0 / 0%	0 / 0%	0 / 0%	0 / 0%	0 / 0%	0 / 0%
-TC	0	0 / 0%	0 / 0%	0 / 0%	0 / 0%	0 / 0%	0 / 0%	0 / 0%
-I	0	0 / 0%	0 / 0%	0 / 0%	0 / 0%	0 / 0%	0 / 0%	0 / 0%
	\$586,130	\$436,526 / 74.48%	0 / 0%	\$16,380 / 2.79%	\$393,469 / 67.13%	\$26,677 / 4.55%	0 / 0%	0 / 0%

*** DOLLARS REPORTED BUT NOT SHOWN IN THESE COLUMNS. T=TREASURY, N=NON-TREASURY, S=SUBCONTRACTOR FUNDS & PROCUREMENT CARD HUB PURCHASES, TC=TERM CONTRACT, I= INTER GOVERNMENTAL



TEXAS HISTORICALLY UNDERUTILIZED BUSINESS (HUB) SEMI-ANNUAL REPORT RECEIVED FOR FISCAL YEAR 2024

SECTION VII - STATE AGENCY EXPENDITURE DATA

FUND TYPE	TOTAL EXPENDITURE	TOTAL SPENT WITH HUBS AMOUNT / %	BLACK AMOUNT / %	HISPANIC AMOUNT / %	WOMAN AMOUNT / %	ASIAN PACIFIC AMOUNT / %	NATIVE AMERICAN AMOUNT / %	SERVICE-DISABLED VETERAN AMOUNT / %
-----------	-------------------	----------------------------------	------------------	---------------------	------------------	--------------------------	----------------------------	-------------------------------------

359 - OFFICE OF PUBLIC INSURANCE COUNSEL - HEAVY CONSTRUCTION UNADJUSTED GOAL IS 11.2%

T	0	0 / 0%	0 / 0%	0 / 0%	0 / 0%	0 / 0%	0 / 0%	0 / 0%
N	0	0 / 0%	0 / 0%	0 / 0%	0 / 0%	0 / 0%	0 / 0%	0 / 0%
S	***	0 / 0%	0 / 0%	0 / 0%	0 / 0%	0 / 0%	0 / 0%	0 / 0%
-TC	0	0 / 0%	0 / 0%	0 / 0%	0 / 0%	0 / 0%	0 / 0%	0 / 0%
-I	0	0 / 0%	0 / 0%	0 / 0%	0 / 0%	0 / 0%	0 / 0%	0 / 0%
	0	0 / 0%	0 / 0%	0 / 0%	0 / 0%	0 / 0%	0 / 0%	0 / 0%

359 - OFFICE OF PUBLIC INSURANCE COUNSEL - BUILDING CONSTRUCTION UNADJUSTED GOAL IS 21.1%

T	0	0 / 0%	0 / 0%	0 / 0%	0 / 0%	0 / 0%	0 / 0%	0 / 0%
N	0	0 / 0%	0 / 0%	0 / 0%	0 / 0%	0 / 0%	0 / 0%	0 / 0%
S	***	0 / 0%	0 / 0%	0 / 0%	0 / 0%	0 / 0%	0 / 0%	0 / 0%
-TC	0	0 / 0%	0 / 0%	0 / 0%	0 / 0%	0 / 0%	0 / 0%	0 / 0%
-I	0	0 / 0%	0 / 0%	0 / 0%	0 / 0%	0 / 0%	0 / 0%	0 / 0%
	0	0 / 0%	0 / 0%	0 / 0%	0 / 0%	0 / 0%	0 / 0%	0 / 0%

359 - OFFICE OF PUBLIC INSURANCE COUNSEL - SPECIAL TRADE UNADJUSTED GOAL IS 32.9%

T	0	0 / 0%	0 / 0%	0 / 0%	0 / 0%	0 / 0%	0 / 0%	0 / 0%
N	0	0 / 0%	0 / 0%	0 / 0%	0 / 0%	0 / 0%	0 / 0%	0 / 0%
S	***	0 / 0%	0 / 0%	0 / 0%	0 / 0%	0 / 0%	0 / 0%	0 / 0%
-TC	0	0 / 0%	0 / 0%	0 / 0%	0 / 0%	0 / 0%	0 / 0%	0 / 0%
-I	0	0 / 0%	0 / 0%	0 / 0%	0 / 0%	0 / 0%	0 / 0%	0 / 0%
	0	0 / 0%	0 / 0%	0 / 0%	0 / 0%	0 / 0%	0 / 0%	0 / 0%

*** DOLLARS REPORTED BUT NOT SHOWN IN THESE COLUMNS. T=TREASURY, N=NON-TREASURY, S=SUBCONTRACTOR FUNDS & PROCUREMENT CARD HUB PURCHASES, TC=TERM CONTRACT, I= INTER GOVERNMENTAL



TEXAS HISTORICALLY UNDERUTILIZED BUSINESS (HUB) SEMI-ANNUAL REPORT RECEIVED FOR FISCAL YEAR 2024

SECTION VII - STATE AGENCY EXPENDITURE DATA

FUND TYPE	TOTAL EXPENDITURE	TOTAL SPENT WITH HUBS AMOUNT / %	BLACK AMOUNT / %	HISPANIC AMOUNT / %	WOMAN AMOUNT / %	ASIAN PACIFIC AMOUNT / %	NATIVE AMERICAN AMOUNT / %	SERVICE-DISABLED VETERAN AMOUNT / %
359 - OFFICE OF PUBLIC INSURANCE COUNSEL - PROFESSIONAL SERVICES UNADJUSTED GOAL IS 23.7%								
T	\$2,720	\$2,720 / 100.00%	0 / 0%	0 / 0%	\$2,720 / 100.00%	0 / 0%	0 / 0%	0 / 0%
N	0	0 / 0%	0 / 0%	0 / 0%	0 / 0%	0 / 0%	0 / 0%	0 / 0%
S	***	0 / 0%	0 / 0%	0 / 0%	0 / 0%	0 / 0%	0 / 0%	0 / 0%
-TC	0	0 / 0%	0 / 0%	0 / 0%	0 / 0%	0 / 0%	0 / 0%	0 / 0%
-I	0	0 / 0%	0 / 0%	0 / 0%	0 / 0%	0 / 0%	0 / 0%	0 / 0%
	\$2,720	\$2,720 / 100.00%	0 / 0%	0 / 0%	\$2,720 / 100.00%	0 / 0%	0 / 0%	0 / 0%
359 - OFFICE OF PUBLIC INSURANCE COUNSEL - OTHER SERVICES UNADJUSTED GOAL IS 26%								
T	\$7,448	\$2,933 / 39.38%	0 / 0%	\$1,384 / 18.59%	\$1,549 / 20.80%	0 / 0%	0 / 0%	0 / 0%
N	0	0 / 0%	0 / 0%	0 / 0%	0 / 0%	0 / 0%	0 / 0%	0 / 0%
S	***	0 / 0%	0 / 0%	0 / 0%	0 / 0%	0 / 0%	0 / 0%	0 / 0%
-TC	0	0 / 0%	0 / 0%	0 / 0%	0 / 0%	0 / 0%	0 / 0%	0 / 0%
-I	0	0 / 0%	0 / 0%	0 / 0%	0 / 0%	0 / 0%	0 / 0%	0 / 0%
	\$7,448	\$2,933 / 39.38%	0 / 0%	\$1,384 / 18.59%	\$1,549 / 20.80%	0 / 0%	0 / 0%	0 / 0%
359 - OFFICE OF PUBLIC INSURANCE COUNSEL - COMMODITY PURCHASING UNADJUSTED GOAL IS 21.1%								
T	\$69,922	0 / 0%	0 / 0%	0 / 0%	0 / 0%	0 / 0%	0 / 0%	0 / 0%
N	0	0 / 0%	0 / 0%	0 / 0%	0 / 0%	0 / 0%	0 / 0%	0 / 0%
S	***	0 / 0%	0 / 0%	0 / 0%	0 / 0%	0 / 0%	0 / 0%	0 / 0%
-TC	0	0 / 0%	0 / 0%	0 / 0%	0 / 0%	0 / 0%	0 / 0%	0 / 0%
-I	0	0 / 0%	0 / 0%	0 / 0%	0 / 0%	0 / 0%	0 / 0%	0 / 0%
	\$69,922	0 / 0%	0 / 0%	0 / 0%	0 / 0%	0 / 0%	0 / 0%	0 / 0%

*** DOLLARS REPORTED BUT NOT SHOWN IN THESE COLUMNS. T=TREASURY, N=NON-TREASURY, S=SUBCONTRACTOR FUNDS & PROCUREMENT CARD HUB PURCHASES, TC=TERM CONTRACT, I= INTER GOVERNMENTAL



TEXAS HISTORICALLY UNDERUTILIZED BUSINESS (HUB) SEMI-ANNUAL REPORT RECEIVED FOR FISCAL YEAR 2024

SECTION VII - STATE AGENCY EXPENDITURE DATA

FUND TYPE	TOTAL EXPENDITURE	TOTAL SPENT WITH HUBS AMOUNT / %	BLACK AMOUNT / %	HISPANIC AMOUNT / %	WOMAN AMOUNT / %	ASIAN PACIFIC AMOUNT / %	NATIVE AMERICAN AMOUNT / %	SERVICE-DISABLED VETERAN AMOUNT / %
359 - OFFICE OF PUBLIC INSURANCE COUNSEL - Statewide Grand Total Expenditures								
T	\$80,090	\$5,653 / 7.06%	0 / 0%	\$1,384 / 1.73%	\$4,269 / 5.33%	0 / 0%	0 / 0%	0 / 0%
N	0	0 / 0%	0 / 0%	0 / 0%	0 / 0%	0 / 0%	0 / 0%	0 / 0%
S	***	0 / 0%	0 / 0%	0 / 0%	0 / 0%	0 / 0%	0 / 0%	0 / 0%
-TC	0	0 / 0%	0 / 0%	0 / 0%	0 / 0%	0 / 0%	0 / 0%	0 / 0%
-I	0	0 / 0%	0 / 0%	0 / 0%	0 / 0%	0 / 0%	0 / 0%	0 / 0%
	\$80,090	\$5,653 / 7.06%	0 / 0%	\$1,384 / 1.73%	\$4,269 / 5.33%	0 / 0%	0 / 0%	0 / 0%

*** DOLLARS REPORTED BUT NOT SHOWN IN THESE COLUMNS. T=TREASURY, N=NON-TREASURY, S=SUBCONTRACTOR FUNDS & PROCUREMENT CARD HUB PURCHASES, TC=TERM CONTRACT, I= INTER GOVERNMENTAL



TEXAS HISTORICALLY UNDERUTILIZED BUSINESS (HUB) SEMI-ANNUAL REPORT RECEIVED FOR FISCAL YEAR 2024

SECTION VII - STATE AGENCY EXPENDITURE DATA

FUND TYPE	TOTAL EXPENDITURE	TOTAL SPENT WITH HUBS AMOUNT / %	BLACK AMOUNT / %	HISPANIC AMOUNT / %	WOMAN AMOUNT / %	ASIAN PACIFIC AMOUNT / %	NATIVE AMERICAN AMOUNT / %	SERVICE-DISABLED VETERAN AMOUNT / %
-----------	-------------------	----------------------------------	------------------	---------------------	------------------	--------------------------	----------------------------	-------------------------------------

360 - STATE OFC OF ADMINISTRATIVE HEARINGS - HEAVY CONSTRUCTION UNADJUSTED GOAL IS 11.2%

T	0	0 / 0%	0 / 0%	0 / 0%	0 / 0%	0 / 0%	0 / 0%	0 / 0%
N	0	0 / 0%	0 / 0%	0 / 0%	0 / 0%	0 / 0%	0 / 0%	0 / 0%
S	***	0 / 0%	0 / 0%	0 / 0%	0 / 0%	0 / 0%	0 / 0%	0 / 0%
-TC	0	0 / 0%	0 / 0%	0 / 0%	0 / 0%	0 / 0%	0 / 0%	0 / 0%
-I	0	0 / 0%	0 / 0%	0 / 0%	0 / 0%	0 / 0%	0 / 0%	0 / 0%
	0	0 / 0%	0 / 0%	0 / 0%	0 / 0%	0 / 0%	0 / 0%	0 / 0%

360 - STATE OFC OF ADMINISTRATIVE HEARINGS - BUILDING CONSTRUCTION UNADJUSTED GOAL IS 21.1%

T	0	0 / 0%	0 / 0%	0 / 0%	0 / 0%	0 / 0%	0 / 0%	0 / 0%
N	0	0 / 0%	0 / 0%	0 / 0%	0 / 0%	0 / 0%	0 / 0%	0 / 0%
S	***	0 / 0%	0 / 0%	0 / 0%	0 / 0%	0 / 0%	0 / 0%	0 / 0%
-TC	0	0 / 0%	0 / 0%	0 / 0%	0 / 0%	0 / 0%	0 / 0%	0 / 0%
-I	0	0 / 0%	0 / 0%	0 / 0%	0 / 0%	0 / 0%	0 / 0%	0 / 0%
	0	0 / 0%	0 / 0%	0 / 0%	0 / 0%	0 / 0%	0 / 0%	0 / 0%

360 - STATE OFC OF ADMINISTRATIVE HEARINGS - SPECIAL TRADE UNADJUSTED GOAL IS 32.9%

T	0	0 / 0%	0 / 0%	0 / 0%	0 / 0%	0 / 0%	0 / 0%	0 / 0%
N	0	0 / 0%	0 / 0%	0 / 0%	0 / 0%	0 / 0%	0 / 0%	0 / 0%
S	***	0 / 0%	0 / 0%	0 / 0%	0 / 0%	0 / 0%	0 / 0%	0 / 0%
-TC	0	0 / 0%	0 / 0%	0 / 0%	0 / 0%	0 / 0%	0 / 0%	0 / 0%
-I	0	0 / 0%	0 / 0%	0 / 0%	0 / 0%	0 / 0%	0 / 0%	0 / 0%
	0	0 / 0%	0 / 0%	0 / 0%	0 / 0%	0 / 0%	0 / 0%	0 / 0%

*** DOLLARS REPORTED BUT NOT SHOWN IN THESE COLUMNS. T=TREASURY, N=NON-TREASURY, S=SUBCONTRACTOR FUNDS & PROCUREMENT CARD HUB PURCHASES, TC=TERM CONTRACT, I= INTER GOVERNMENTAL



TEXAS HISTORICALLY UNDERUTILIZED BUSINESS (HUB) SEMI-ANNUAL REPORT RECEIVED FOR FISCAL YEAR 2024

SECTION VII - STATE AGENCY EXPENDITURE DATA

FUND TYPE	TOTAL EXPENDITURE	TOTAL SPENT WITH HUBS AMOUNT / %	BLACK AMOUNT / %	HISPANIC AMOUNT / %	WOMAN AMOUNT / %	ASIAN PACIFIC AMOUNT / %	NATIVE AMERICAN AMOUNT / %	SERVICE-DISABLED VETERAN AMOUNT / %
-----------	-------------------	----------------------------------	------------------	---------------------	------------------	--------------------------	----------------------------	-------------------------------------

360 - STATE OFC OF ADMINISTRATIVE HEARINGS - PROFESSIONAL SERVICES UNADJUSTED GOAL IS 23.7%

T	\$8,944	\$8,944 / 100.00%	0 / 0%	\$8,944 / 100.00%	0 / 0%	0 / 0%	0 / 0%	0 / 0%
N	0	0 / 0%	0 / 0%	0 / 0%	0 / 0%	0 / 0%	0 / 0%	0 / 0%
S	***	0 / 0%	0 / 0%	0 / 0%	0 / 0%	0 / 0%	0 / 0%	0 / 0%
-TC	0	0 / 0%	0 / 0%	0 / 0%	0 / 0%	0 / 0%	0 / 0%	0 / 0%
-I	0	0 / 0%	0 / 0%	0 / 0%	0 / 0%	0 / 0%	0 / 0%	0 / 0%
	\$8,944	\$8,944 / 100.00%	0 / 0%	\$8,944 / 100.00%	0 / 0%	0 / 0%	0 / 0%	0 / 0%

360 - STATE OFC OF ADMINISTRATIVE HEARINGS - OTHER SERVICES UNADJUSTED GOAL IS 26%

T	\$245,328	\$12,243 / 4.99%	\$9 / 0.00%	\$540 / 0.22%	\$11,414 / 4.65%	\$280 / 0.11%	0 / 0%	0 / 0%
N	0	0 / 0%	0 / 0%	0 / 0%	0 / 0%	0 / 0%	0 / 0%	0 / 0%
S	***	0 / 0%	0 / 0%	0 / 0%	0 / 0%	0 / 0%	0 / 0%	0 / 0%
-TC	\$568	\$200 / 35.13%	0 / 0%	0 / 0%	\$200 / 35.13%	0 / 0%	0 / 0%	0 / 0%
-I	0	0 / 0%	0 / 0%	0 / 0%	0 / 0%	0 / 0%	0 / 0%	0 / 0%
	\$244,760	\$12,043 / 40.13%	\$9 / 0.00%	\$540 / 0.22%	\$11,214 / 39.79%	\$280 / 0.11%	0 / 0%	0 / 0%

360 - STATE OFC OF ADMINISTRATIVE HEARINGS - COMMODITY PURCHASING UNADJUSTED GOAL IS 21.1%

T	\$80,694	\$25,163 / 31.18%	\$40 / 0.05%	0 / 0%	\$22,404 / 27.76%	\$2,718 / 3.37%	0 / 0%	0 / 0%
N	0	0 / 0%	0 / 0%	0 / 0%	0 / 0%	0 / 0%	0 / 0%	0 / 0%
S	***	0 / 0%	0 / 0%	0 / 0%	0 / 0%	0 / 0%	0 / 0%	0 / 0%
-TC	\$5,055	0 / 0%	0 / 0%	0 / 0%	0 / 0%	0 / 0%	0 / 0%	0 / 0%
-I	0	0 / 0%	0 / 0%	0 / 0%	0 / 0%	0 / 0%	0 / 0%	0 / 0%
	\$75,639	\$25,163 / 31.18%	\$40 / 0.05%	0 / 0%	\$22,404 / 27.76%	\$2,718 / 3.37%	0 / 0%	0 / 0%

*** DOLLARS REPORTED BUT NOT SHOWN IN THESE COLUMNS. T=TREASURY, N=NON-TREASURY, S=SUBCONTRACTOR FUNDS & PROCUREMENT CARD HUB PURCHASES, TC=TERM CONTRACT, I= INTER GOVERNMENT



TEXAS HISTORICALLY UNDERUTILIZED BUSINESS (HUB) SEMI-ANNUAL REPORT RECEIVED FOR FISCAL YEAR 2024

SECTION VII - STATE AGENCY EXPENDITURE DATA

FUND TYPE	TOTAL EXPENDITURE	TOTAL SPENT WITH HUBS AMOUNT / %	BLACK AMOUNT / %	HISPANIC AMOUNT / %	WOMAN AMOUNT / %	ASIAN PACIFIC AMOUNT / %	NATIVE AMERICAN AMOUNT / %	SERVICE-DISABLED VETERAN AMOUNT / %
360 - STATE OFC OF ADMINISTRATIVE HEARINGS - Statewide Grand Total Expenditures								
T	\$334,966	\$46,349 / 13.84%	\$49 / 0.01%	\$9,484 / 2.83%	\$33,818 / 10.10%	\$2,998 / 0.90%	0 / 0%	0 / 0%
N	0	0 / 0%	0 / 0%	0 / 0%	0 / 0%	0 / 0%	0 / 0%	0 / 0%
S	***	0 / 0%	0 / 0%	0 / 0%	0 / 0%	0 / 0%	0 / 0%	0 / 0%
-TC	\$5,623	\$200 / 3.55%	0 / 0%	0 / 0%	\$200 / 3.55%	0 / 0%	0 / 0%	0 / 0%
-I	0	0 / 0%	0 / 0%	0 / 0%	0 / 0%	0 / 0%	0 / 0%	0 / 0%
	\$329,343	\$46,150 / 17.39%	\$49 / 0.01%	\$9,484 / 2.83%	\$33,619 / 13.64%	\$2,998 / 0.90%	0 / 0%	0 / 0%

*** DOLLARS REPORTED BUT NOT SHOWN IN THESE COLUMNS. T=TREASURY, N=NON-TREASURY, S=SUBCONTRACTOR FUNDS & PROCUREMENT CARD HUB PURCHASES, TC=TERM CONTRACT, I= INTER GOVERNMENTAL



TEXAS HISTORICALLY UNDERUTILIZED BUSINESS (HUB) SEMI-ANNUAL REPORT RECEIVED FOR FISCAL YEAR 2024

SECTION VII - STATE AGENCY EXPENDITURE DATA

FUND TYPE	TOTAL EXPENDITURE	TOTAL SPENT WITH HUBS AMOUNT / %	BLACK AMOUNT / %	HISPANIC AMOUNT / %	WOMAN AMOUNT / %	ASIAN PACIFIC AMOUNT / %	NATIVE AMERICAN AMOUNT / %	SERVICE-DISABLED VETERAN AMOUNT / %
-----------	-------------------	----------------------------------	------------------	---------------------	------------------	--------------------------	----------------------------	-------------------------------------

362 - TEXAS LOTTERY COMMISSION - HEAVY CONSTRUCTION UNADJUSTED GOAL IS 11.2%

T	0	0 / 0%	0 / 0%	0 / 0%	0 / 0%	0 / 0%	0 / 0%	0 / 0%
N	0	0 / 0%	0 / 0%	0 / 0%	0 / 0%	0 / 0%	0 / 0%	0 / 0%
S	***	0 / 0%	0 / 0%	0 / 0%	0 / 0%	0 / 0%	0 / 0%	0 / 0%
-TC	0	0 / 0%	0 / 0%	0 / 0%	0 / 0%	0 / 0%	0 / 0%	0 / 0%
-I	0	0 / 0%	0 / 0%	0 / 0%	0 / 0%	0 / 0%	0 / 0%	0 / 0%
	0	0 / 0%	0 / 0%	0 / 0%	0 / 0%	0 / 0%	0 / 0%	0 / 0%

362 - TEXAS LOTTERY COMMISSION - BUILDING CONSTRUCTION UNADJUSTED GOAL IS 21.1%

T	0	0 / 0%	0 / 0%	0 / 0%	0 / 0%	0 / 0%	0 / 0%	0 / 0%
N	0	0 / 0%	0 / 0%	0 / 0%	0 / 0%	0 / 0%	0 / 0%	0 / 0%
S	***	0 / 0%	0 / 0%	0 / 0%	0 / 0%	0 / 0%	0 / 0%	0 / 0%
-TC	0	0 / 0%	0 / 0%	0 / 0%	0 / 0%	0 / 0%	0 / 0%	0 / 0%
-I	0	0 / 0%	0 / 0%	0 / 0%	0 / 0%	0 / 0%	0 / 0%	0 / 0%
	0	0 / 0%	0 / 0%	0 / 0%	0 / 0%	0 / 0%	0 / 0%	0 / 0%

362 - TEXAS LOTTERY COMMISSION - SPECIAL TRADE UNADJUSTED GOAL IS 32.9%

T	0	0 / 0%	0 / 0%	0 / 0%	0 / 0%	0 / 0%	0 / 0%	0 / 0%
N	0	0 / 0%	0 / 0%	0 / 0%	0 / 0%	0 / 0%	0 / 0%	0 / 0%
S	***	0 / 0%	0 / 0%	0 / 0%	0 / 0%	0 / 0%	0 / 0%	0 / 0%
-TC	0	0 / 0%	0 / 0%	0 / 0%	0 / 0%	0 / 0%	0 / 0%	0 / 0%
-I	0	0 / 0%	0 / 0%	0 / 0%	0 / 0%	0 / 0%	0 / 0%	0 / 0%
	0	0 / 0%	0 / 0%	0 / 0%	0 / 0%	0 / 0%	0 / 0%	0 / 0%

*** DOLLARS REPORTED BUT NOT SHOWN IN THESE COLUMNS. T=TREASURY, N=NON-TREASURY, S=SUBCONTRACTOR FUNDS & PROCUREMENT CARD HUB PURCHASES, TC=TERM CONTRACT, I= INTER GOVERNMENTAL



TEXAS HISTORICALLY UNDERUTILIZED BUSINESS (HUB) SEMI-ANNUAL REPORT RECEIVED FOR FISCAL YEAR 2024

SECTION VII - STATE AGENCY EXPENDITURE DATA

FUND TYPE	TOTAL EXPENDITURE	TOTAL SPENT WITH HUBS AMOUNT / %	BLACK AMOUNT / %	HISPANIC AMOUNT / %	WOMAN AMOUNT / %	ASIAN PACIFIC AMOUNT / %	NATIVE AMERICAN AMOUNT / %	SERVICE-DISABLED VETERAN AMOUNT / %
-----------	-------------------	----------------------------------	------------------	---------------------	------------------	--------------------------	----------------------------	-------------------------------------

362 - TEXAS LOTTERY COMMISSION - PROFESSIONAL SERVICES UNADJUSTED GOAL IS 23.7%

T	\$551,014	\$59,297 / 10.76%	\$59,297 / 10.76%	0 / 0%	0 / 0%	0 / 0%	0 / 0%	0 / 0%
N	0	0 / 0%	0 / 0%	0 / 0%	0 / 0%	0 / 0%	0 / 0%	0 / 0%
S	***	0 / 0%	0 / 0%	0 / 0%	0 / 0%	0 / 0%	0 / 0%	0 / 0%
-TC	0	0 / 0%	0 / 0%	0 / 0%	0 / 0%	0 / 0%	0 / 0%	0 / 0%
-I	0	0 / 0%	0 / 0%	0 / 0%	0 / 0%	0 / 0%	0 / 0%	0 / 0%
	\$551,014	\$59,297 / 10.76%	\$59,297 / 10.76%	0 / 0%	0 / 0%	0 / 0%	0 / 0%	0 / 0%

362 - TEXAS LOTTERY COMMISSION - OTHER SERVICES UNADJUSTED GOAL IS 26%

T	\$129,274,112	\$4,138,270 / 3.20%	0 / 0%	\$3,891,971 / 3.01%	\$229,970 / 0.18%	\$16,328 / 0.01%	0 / 0%	0 / 0%
N	0	0 / 0%	0 / 0%	0 / 0%	0 / 0%	0 / 0%	0 / 0%	0 / 0%
S	***	\$7,709,546 / 6.20%	\$4,931,304 / 3.96%	\$2,354,114 / 1.89%	\$418,649 / 0.34%	\$5,479 / 0.00%	0 / 0%	0 / 0%
-TC	\$54,635	0 / 0%	0 / 0%	0 / 0%	0 / 0%	0 / 0%	0 / 0%	0 / 0%
-I	0	0 / 0%	0 / 0%	0 / 0%	0 / 0%	0 / 0%	0 / 0%	0 / 0%
	\$129,219,477	\$11,847,816 / 9.40%	\$4,931,304 / 3.96%	\$6,246,085 / 4.90%	\$648,619 / 0.51%	\$21,807 / 0.02%	0 / 0%	0 / 0%

362 - TEXAS LOTTERY COMMISSION - COMMODITY PURCHASING UNADJUSTED GOAL IS 21.1%

T	\$1,323,316	\$1,097,264 / 82.92%	0 / 0%	\$483 / 0.04%	\$1,007,009 / 76.10%	\$89,772 / 6.78%	0 / 0%	0 / 0%
N	0	0 / 0%	0 / 0%	0 / 0%	0 / 0%	0 / 0%	0 / 0%	0 / 0%
S	***	0 / 0%	0 / 0%	0 / 0%	0 / 0%	0 / 0%	0 / 0%	0 / 0%
-TC	\$4,850	0 / 0%	0 / 0%	0 / 0%	0 / 0%	0 / 0%	0 / 0%	0 / 0%
-I	0	0 / 0%	0 / 0%	0 / 0%	0 / 0%	0 / 0%	0 / 0%	0 / 0%
	\$1,318,466	\$1,097,264 / 82.92%	0 / 0%	\$483 / 0.04%	\$1,007,009 / 76.10%	\$89,772 / 6.78%	0 / 0%	0 / 0%

*** DOLLARS REPORTED BUT NOT SHOWN IN THESE COLUMNS. T=TREASURY, N=NON-TREASURY, S=SUBCONTRACTOR FUNDS & PROCUREMENT CARD HUB PURCHASES, TC=TERM CONTRACT, I= INTER GOVERNMENTAL



TEXAS HISTORICALLY UNDERUTILIZED BUSINESS (HUB) SEMI-ANNUAL REPORT RECEIVED FOR FISCAL YEAR 2024

SECTION VII - STATE AGENCY EXPENDITURE DATA

FUND TYPE	TOTAL EXPENDITURE	TOTAL SPENT WITH HUBS AMOUNT / %	BLACK AMOUNT / %	HISPANIC AMOUNT / %	WOMAN AMOUNT / %	ASIAN PACIFIC AMOUNT / %	NATIVE AMERICAN AMOUNT / %	SERVICE-DISABLED VETERAN AMOUNT / %
362 - TEXAS LOTTERY COMMISSION - Statewide Grand Total Expenditures								
T	\$131,148,442	\$5,294,831 / 4.04%	\$59,297 / 0.05%	\$3,892,454 / 2.97%	\$1,236,979 / 0.94%	\$106,101 / 0.08%	0 / 0%	0 / 0%
N	0	0 / 0%	0 / 0%	0 / 0%	0 / 0%	0 / 0%	0 / 0%	0 / 0%
S	***	\$7,709,546 / 6.20%	\$4,931,304 / 3.96%	\$2,354,114 / 1.89%	\$418,649 / 0.34%	\$5,479 / 0.00%	0 / 0%	0 / 0%
-TC	\$59,485	0 / 0%	0 / 0%	0 / 0%	0 / 0%	0 / 0%	0 / 0%	0 / 0%
-I	0	0 / 0%	0 / 0%	0 / 0%	0 / 0%	0 / 0%	0 / 0%	0 / 0%
	\$131,088,958	\$13,004,377 / 10.23%	\$4,990,601 / 4.01%	\$6,246,568 / 4.86%	\$1,655,628 / 1.28%	\$111,579 / 0.09%	0 / 0%	0 / 0%

*** DOLLARS REPORTED BUT NOT SHOWN IN THESE COLUMNS. T=TREASURY, N=NON-TREASURY, S=SUBCONTRACTOR FUNDS & PROCUREMENT CARD HUB PURCHASES, TC=TERM CONTRACT, I= INTER GOVERNMENTAL



TEXAS HISTORICALLY UNDERUTILIZED BUSINESS (HUB) SEMI-ANNUAL REPORT RECEIVED FOR FISCAL YEAR 2024

SECTION VII - STATE AGENCY EXPENDITURE DATA

FUND TYPE	TOTAL EXPENDITURE	TOTAL SPENT WITH HUBS AMOUNT / %	BLACK AMOUNT / %	HISPANIC AMOUNT / %	WOMAN AMOUNT / %	ASIAN PACIFIC AMOUNT / %	NATIVE AMERICAN AMOUNT / %	SERVICE-DISABLED VETERAN AMOUNT / %
-----------	-------------------	----------------------------------	------------------	---------------------	------------------	--------------------------	----------------------------	-------------------------------------

364 - HEALTH PROFESSIONS COUNCIL - HEAVY CONSTRUCTION UNADJUSTED GOAL IS 11.2%

T	0	0 / 0%	0 / 0%	0 / 0%	0 / 0%	0 / 0%	0 / 0%	0 / 0%
N	0	0 / 0%	0 / 0%	0 / 0%	0 / 0%	0 / 0%	0 / 0%	0 / 0%
S	***	0 / 0%	0 / 0%	0 / 0%	0 / 0%	0 / 0%	0 / 0%	0 / 0%
-TC	0	0 / 0%	0 / 0%	0 / 0%	0 / 0%	0 / 0%	0 / 0%	0 / 0%
-I	0	0 / 0%	0 / 0%	0 / 0%	0 / 0%	0 / 0%	0 / 0%	0 / 0%
	0	0 / 0%	0 / 0%	0 / 0%	0 / 0%	0 / 0%	0 / 0%	0 / 0%

364 - HEALTH PROFESSIONS COUNCIL - BUILDING CONSTRUCTION UNADJUSTED GOAL IS 21.1%

T	0	0 / 0%	0 / 0%	0 / 0%	0 / 0%	0 / 0%	0 / 0%	0 / 0%
N	0	0 / 0%	0 / 0%	0 / 0%	0 / 0%	0 / 0%	0 / 0%	0 / 0%
S	***	0 / 0%	0 / 0%	0 / 0%	0 / 0%	0 / 0%	0 / 0%	0 / 0%
-TC	0	0 / 0%	0 / 0%	0 / 0%	0 / 0%	0 / 0%	0 / 0%	0 / 0%
-I	0	0 / 0%	0 / 0%	0 / 0%	0 / 0%	0 / 0%	0 / 0%	0 / 0%
	0	0 / 0%	0 / 0%	0 / 0%	0 / 0%	0 / 0%	0 / 0%	0 / 0%

364 - HEALTH PROFESSIONS COUNCIL - SPECIAL TRADE UNADJUSTED GOAL IS 32.9%

T	0	0 / 0%	0 / 0%	0 / 0%	0 / 0%	0 / 0%	0 / 0%	0 / 0%
N	0	0 / 0%	0 / 0%	0 / 0%	0 / 0%	0 / 0%	0 / 0%	0 / 0%
S	***	0 / 0%	0 / 0%	0 / 0%	0 / 0%	0 / 0%	0 / 0%	0 / 0%
-TC	0	0 / 0%	0 / 0%	0 / 0%	0 / 0%	0 / 0%	0 / 0%	0 / 0%
-I	0	0 / 0%	0 / 0%	0 / 0%	0 / 0%	0 / 0%	0 / 0%	0 / 0%
	0	0 / 0%	0 / 0%	0 / 0%	0 / 0%	0 / 0%	0 / 0%	0 / 0%

*** DOLLARS REPORTED BUT NOT SHOWN IN THESE COLUMNS. T=TREASURY, N=NON-TREASURY, S=SUBCONTRACTOR FUNDS & PROCUREMENT CARD HUB PURCHASES, TC=TERM CONTRACT, I= INTER GOVERNMENT



TEXAS HISTORICALLY UNDERUTILIZED BUSINESS (HUB) SEMI-ANNUAL REPORT RECEIVED FOR FISCAL YEAR 2024

SECTION VII - STATE AGENCY EXPENDITURE DATA

FUND TYPE	TOTAL EXPENDITURE	TOTAL SPENT WITH HUBS AMOUNT / %	BLACK AMOUNT / %	HISPANIC AMOUNT / %	WOMAN AMOUNT / %	ASIAN PACIFIC AMOUNT / %	NATIVE AMERICAN AMOUNT / %	SERVICE-DISABLED VETERAN AMOUNT / %
-----------	-------------------	----------------------------------	------------------	---------------------	------------------	--------------------------	----------------------------	-------------------------------------

364 - HEALTH PROFESSIONS COUNCIL - PROFESSIONAL SERVICES UNADJUSTED GOAL IS 23.7%

T	0	0 / 0%	0 / 0%	0 / 0%	0 / 0%	0 / 0%	0 / 0%	0 / 0%
N	0	0 / 0%	0 / 0%	0 / 0%	0 / 0%	0 / 0%	0 / 0%	0 / 0%
S	***	0 / 0%	0 / 0%	0 / 0%	0 / 0%	0 / 0%	0 / 0%	0 / 0%
-TC	0	0 / 0%	0 / 0%	0 / 0%	0 / 0%	0 / 0%	0 / 0%	0 / 0%
-I	0	0 / 0%	0 / 0%	0 / 0%	0 / 0%	0 / 0%	0 / 0%	0 / 0%
	0	0 / 0%	0 / 0%	0 / 0%	0 / 0%	0 / 0%	0 / 0%	0 / 0%

364 - HEALTH PROFESSIONS COUNCIL - OTHER SERVICES UNADJUSTED GOAL IS 26%

T	\$450,003	\$22,460 / 4.99%	0 / 0%	0 / 0%	\$6,460 / 1.44%	\$16,000 / 3.56%	0 / 0%	0 / 0%
N	0	0 / 0%	0 / 0%	0 / 0%	0 / 0%	0 / 0%	0 / 0%	0 / 0%
S	***	0 / 0%	0 / 0%	0 / 0%	0 / 0%	0 / 0%	0 / 0%	0 / 0%
-TC	0	0 / 0%	0 / 0%	0 / 0%	0 / 0%	0 / 0%	0 / 0%	0 / 0%
-I	0	0 / 0%	0 / 0%	0 / 0%	0 / 0%	0 / 0%	0 / 0%	0 / 0%
	\$450,003	\$22,460 / 4.99%	0 / 0%	0 / 0%	\$6,460 / 1.44%	\$16,000 / 3.56%	0 / 0%	0 / 0%

364 - HEALTH PROFESSIONS COUNCIL - COMMODITY PURCHASING UNADJUSTED GOAL IS 21.1%

T	\$9,558	0 / 0%	0 / 0%	0 / 0%	0 / 0%	0 / 0%	0 / 0%	0 / 0%
N	0	0 / 0%	0 / 0%	0 / 0%	0 / 0%	0 / 0%	0 / 0%	0 / 0%
S	***	0 / 0%	0 / 0%	0 / 0%	0 / 0%	0 / 0%	0 / 0%	0 / 0%
-TC	0	0 / 0%	0 / 0%	0 / 0%	0 / 0%	0 / 0%	0 / 0%	0 / 0%
-I	0	0 / 0%	0 / 0%	0 / 0%	0 / 0%	0 / 0%	0 / 0%	0 / 0%
	\$9,558	0 / 0%	0 / 0%	0 / 0%	0 / 0%	0 / 0%	0 / 0%	0 / 0%

*** DOLLARS REPORTED BUT NOT SHOWN IN THESE COLUMNS. T=TREASURY, N=NON-TREASURY, S=SUBCONTRACTOR FUNDS & PROCUREMENT CARD HUB PURCHASES, TC=TERM CONTRACT, I= INTER GOVERNMENTAL



TEXAS HISTORICALLY UNDERUTILIZED BUSINESS (HUB) SEMI-ANNUAL REPORT RECEIVED FOR FISCAL YEAR 2024

SECTION VII - STATE AGENCY EXPENDITURE DATA

FUND TYPE	TOTAL EXPENDITURE	TOTAL SPENT WITH HUBS AMOUNT / %	BLACK AMOUNT / %	HISPANIC AMOUNT / %	WOMAN AMOUNT / %	ASIAN PACIFIC AMOUNT / %	NATIVE AMERICAN AMOUNT / %	SERVICE-DISABLED VETERAN AMOUNT / %
364 - HEALTH PROFESSIONS COUNCIL - Statewide Grand Total Expenditures								
T	\$459,561	\$22,460 / 4.89%	0 / 0%	0 / 0%	\$6,460 / 1.41%	\$16,000 / 3.48%	0 / 0%	0 / 0%
N	0	0 / 0%	0 / 0%	0 / 0%	0 / 0%	0 / 0%	0 / 0%	0 / 0%
S	***	0 / 0%	0 / 0%	0 / 0%	0 / 0%	0 / 0%	0 / 0%	0 / 0%
-TC	0	0 / 0%	0 / 0%	0 / 0%	0 / 0%	0 / 0%	0 / 0%	0 / 0%
-I	0	0 / 0%	0 / 0%	0 / 0%	0 / 0%	0 / 0%	0 / 0%	0 / 0%
	\$459,561	\$22,460 / 4.89%	0 / 0%	0 / 0%	\$6,460 / 1.41%	\$16,000 / 3.48%	0 / 0%	0 / 0%

*** DOLLARS REPORTED BUT NOT SHOWN IN THESE COLUMNS. T=TREASURY, N=NON-TREASURY, S=SUBCONTRACTOR FUNDS & PROCUREMENT CARD HUB PURCHASES, TC=TERM CONTRACT, I= INTER GOVERNMENTAL



TEXAS HISTORICALLY UNDERUTILIZED BUSINESS (HUB) SEMI-ANNUAL REPORT RECEIVED FOR FISCAL YEAR 2024

SECTION VII - STATE AGENCY EXPENDITURE DATA

FUND TYPE	TOTAL EXPENDITURE	TOTAL SPENT WITH HUBS AMOUNT / %	BLACK AMOUNT / %	HISPANIC AMOUNT / %	WOMAN AMOUNT / %	ASIAN PACIFIC AMOUNT / %	NATIVE AMERICAN AMOUNT / %	SERVICE-DISABLED VETERAN AMOUNT / %
-----------	-------------------	----------------------------------	------------------	---------------------	------------------	--------------------------	----------------------------	-------------------------------------

401 - TEXAS MILITARY DEPARTMENT - HEAVY CONSTRUCTION UNADJUSTED GOAL IS 11.2%

T	\$330,316	\$59,296 / 17.95%	0 / 0%	0 / 0%	\$59,296 / 17.95%	0 / 0%	0 / 0%	0 / 0%
N	0	0 / 0%	0 / 0%	0 / 0%	0 / 0%	0 / 0%	0 / 0%	0 / 0%
S	***	0 / 0%	0 / 0%	0 / 0%	0 / 0%	0 / 0%	0 / 0%	0 / 0%
-TC	0	0 / 0%	0 / 0%	0 / 0%	0 / 0%	0 / 0%	0 / 0%	0 / 0%
-I	0	0 / 0%	0 / 0%	0 / 0%	0 / 0%	0 / 0%	0 / 0%	0 / 0%
	\$330,316	\$59,296 / 17.95%	0 / 0%	0 / 0%	\$59,296 / 17.95%	0 / 0%	0 / 0%	0 / 0%

401 - TEXAS MILITARY DEPARTMENT - BUILDING CONSTRUCTION UNADJUSTED GOAL IS 21.1%

T	\$17,671,379	\$9,394,438 / 53.16%	0 / 0%	\$5,487,077 / 31.05%	\$61,920 / 0.35%	\$3,845,440 / 21.76%	0 / 0%	0 / 0%
N	0	0 / 0%	0 / 0%	0 / 0%	0 / 0%	0 / 0%	0 / 0%	0 / 0%
S	***	\$5,252,868 / 29.77%	\$641,762 / 3.64%	\$562,816 / 3.19%	\$3,824,412 / 21.67%	\$223,878 / 1.27%	0 / 0%	0 / 0%
-TC	0	0 / 0%	0 / 0%	0 / 0%	0 / 0%	0 / 0%	0 / 0%	0 / 0%
-I	0	0 / 0%	0 / 0%	0 / 0%	0 / 0%	0 / 0%	0 / 0%	0 / 0%
	\$17,671,379	\$14,647,306 / 82.93%	\$641,762 / 3.64%	\$6,049,894 / 34.24%	\$3,886,332 / 22.02%	\$4,069,319 / 23.03%	0 / 0%	0 / 0%

401 - TEXAS MILITARY DEPARTMENT - SPECIAL TRADE UNADJUSTED GOAL IS 32.9%

T	\$1,854,114	\$315,756 / 17.03%	0 / 0%	\$147,215 / 7.94%	\$167,291 / 9.02%	\$1,250 / 0.07%	0 / 0%	0 / 0%
N	0	0 / 0%	0 / 0%	0 / 0%	0 / 0%	0 / 0%	0 / 0%	0 / 0%
S	***	0 / 0%	0 / 0%	0 / 0%	0 / 0%	0 / 0%	0 / 0%	0 / 0%
-TC	0	0 / 0%	0 / 0%	0 / 0%	0 / 0%	0 / 0%	0 / 0%	0 / 0%
-I	0	0 / 0%	0 / 0%	0 / 0%	0 / 0%	0 / 0%	0 / 0%	0 / 0%
	\$1,854,114	\$315,756 / 17.03%	0 / 0%	\$147,215 / 7.94%	\$167,291 / 9.02%	\$1,250 / 0.07%	0 / 0%	0 / 0%

*** DOLLARS REPORTED BUT NOT SHOWN IN THESE COLUMNS. T=TREASURY, N=NON-TREASURY, S=SUBCONTRACTOR FUNDS & PROCUREMENT CARD HUB PURCHASES, TC=TERM CONTRACT, I= INTER GOVERNMENTAL



TEXAS HISTORICALLY UNDERUTILIZED BUSINESS (HUB) SEMI-ANNUAL REPORT RECEIVED FOR FISCAL YEAR 2024

SECTION VII - STATE AGENCY EXPENDITURE DATA

FUND TYPE	TOTAL EXPENDITURE	TOTAL SPENT WITH HUBS AMOUNT / %	BLACK AMOUNT / %	HISPANIC AMOUNT / %	WOMAN AMOUNT / %	ASIAN PACIFIC AMOUNT / %	NATIVE AMERICAN AMOUNT / %	SERVICE-DISABLED VETERAN AMOUNT / %
401 - TEXAS MILITARY DEPARTMENT - PROFESSIONAL SERVICES UNADJUSTED GOAL IS 23.7%								
T	\$272,711	\$45,158 / 16.56%	\$45,033 / 16.51%	0 / 0%	\$125 / 0.05%	0 / 0%	0 / 0%	0 / 0%
N	0	0 / 0%	0 / 0%	0 / 0%	0 / 0%	0 / 0%	0 / 0%	0 / 0%
S	***	0 / 0%	0 / 0%	0 / 0%	0 / 0%	0 / 0%	0 / 0%	0 / 0%
-TC	0	0 / 0%	0 / 0%	0 / 0%	0 / 0%	0 / 0%	0 / 0%	0 / 0%
-I	0	0 / 0%	0 / 0%	0 / 0%	0 / 0%	0 / 0%	0 / 0%	0 / 0%
	\$272,711	\$45,158 / 16.56%	\$45,033 / 16.51%	0 / 0%	\$125 / 0.05%	0 / 0%	0 / 0%	0 / 0%
401 - TEXAS MILITARY DEPARTMENT - OTHER SERVICES UNADJUSTED GOAL IS 26%								
T	\$251,485,739	\$681,184 / 0.27%	\$77,764 / 0.03%	\$198,842 / 0.08%	\$164,312 / 0.07%	\$240,265 / 0.10%	0 / 0%	0 / 0%
N	0	0 / 0%	0 / 0%	0 / 0%	0 / 0%	0 / 0%	0 / 0%	0 / 0%
S	***	0 / 0%	0 / 0%	0 / 0%	0 / 0%	0 / 0%	0 / 0%	0 / 0%
-TC	\$2,172	0 / 0%	0 / 0%	0 / 0%	0 / 0%	0 / 0%	0 / 0%	0 / 0%
-I	0	0 / 0%	0 / 0%	0 / 0%	0 / 0%	0 / 0%	0 / 0%	0 / 0%
	\$251,483,567	\$681,184 / 0.27%	\$77,764 / 0.03%	\$198,842 / 0.08%	\$164,312 / 0.07%	\$240,265 / 0.10%	0 / 0%	0 / 0%
401 - TEXAS MILITARY DEPARTMENT - COMMODITY PURCHASING UNADJUSTED GOAL IS 21.1%								
T	\$39,214,803	\$3,001,091 / 7.65%	\$32 / 0.00%	\$100,885 / 0.26%	\$2,750,043 / 7.01%	\$150,131 / 0.38%	0 / 0%	0 / 0%
N	0	0 / 0%	0 / 0%	0 / 0%	0 / 0%	0 / 0%	0 / 0%	0 / 0%
S	***	0 / 0%	0 / 0%	0 / 0%	0 / 0%	0 / 0%	0 / 0%	0 / 0%
-TC	\$227,764	\$4,783 / 2.10%	0 / 0%	0 / 0%	\$4,783 / 2.10%	0 / 0%	0 / 0%	0 / 0%
-I	0	0 / 0%	0 / 0%	0 / 0%	0 / 0%	0 / 0%	0 / 0%	0 / 0%
	\$38,987,039	\$2,996,308 / 9.75%	\$32 / 0.00%	\$100,885 / 0.26%	\$2,745,260 / 9.11%	\$150,131 / 0.38%	0 / 0%	0 / 0%

*** DOLLARS REPORTED BUT NOT SHOWN IN THESE COLUMNS. T=TREASURY, N=NON-TREASURY, S=SUBCONTRACTOR FUNDS & PROCUREMENT CARD HUB PURCHASES, TC=TERM CONTRACT, I= INTER GOVERNMENTAL



TEXAS HISTORICALLY UNDERUTILIZED BUSINESS (HUB) SEMI-ANNUAL REPORT RECEIVED FOR FISCAL YEAR 2024

SECTION VII - STATE AGENCY EXPENDITURE DATA

FUND TYPE	TOTAL EXPENDITURE	TOTAL SPENT WITH HUBS AMOUNT / %	BLACK AMOUNT / %	HISPANIC AMOUNT / %	WOMAN AMOUNT / %	ASIAN PACIFIC AMOUNT / %	NATIVE AMERICAN AMOUNT / %	SERVICE-DISABLED VETERAN AMOUNT / %
401 - TEXAS MILITARY DEPARTMENT - Statewide Grand Total Expenditures								
T	\$310,829,062	\$13,496,923 / 4.34%	\$122,829 / 0.04%	\$5,934,020 / 1.91%	\$3,202,987 / 1.03%	\$4,237,087 / 1.36%	0 / 0%	0 / 0%
N	0	0 / 0%	0 / 0%	0 / 0%	0 / 0%	0 / 0%	0 / 0%	0 / 0%
S	***	\$5,252,868 / 29.77%	\$641,762 / 3.64%	\$562,816 / 3.19%	\$3,824,412 / 21.67%	\$223,878 / 1.27%	0 / 0%	0 / 0%
-TC	\$229,936	\$4,783 / 2.08%	0 / 0%	0 / 0%	\$4,783 / 2.08%	0 / 0%	0 / 0%	0 / 0%
-I	0	0 / 0%	0 / 0%	0 / 0%	0 / 0%	0 / 0%	0 / 0%	0 / 0%
	\$310,599,125	\$18,745,008 / 36.19%	\$764,590 / 3.68%	\$6,496,836 / 5.10%	\$7,022,616 / 24.78%	\$4,460,965 / 2.63%	0 / 0%	0 / 0%

*** DOLLARS REPORTED BUT NOT SHOWN IN THESE COLUMNS. T=TREASURY, N=NON-TREASURY, S=SUBCONTRACTOR FUNDS & PROCUREMENT CARD HUB PURCHASES, TC=TERM CONTRACT, I= INTER GOVERNMENTAL



TEXAS HISTORICALLY UNDERUTILIZED BUSINESS (HUB) SEMI-ANNUAL REPORT RECEIVED FOR FISCAL YEAR 2024

SECTION VII - STATE AGENCY EXPENDITURE DATA

FUND TYPE	TOTAL EXPENDITURE	TOTAL SPENT WITH HUBS AMOUNT / %	BLACK AMOUNT / %	HISPANIC AMOUNT / %	WOMAN AMOUNT / %	ASIAN PACIFIC AMOUNT / %	NATIVE AMERICAN AMOUNT / %	SERVICE-DISABLED VETERAN AMOUNT / %
-----------	-------------------	----------------------------------	------------------	---------------------	------------------	--------------------------	----------------------------	-------------------------------------

403 - TEXAS VETERANS COMMISSION - HEAVY CONSTRUCTION UNADJUSTED GOAL IS 11.2%

T	0	0 / 0%	0 / 0%	0 / 0%	0 / 0%	0 / 0%	0 / 0%	0 / 0%
N	0	0 / 0%	0 / 0%	0 / 0%	0 / 0%	0 / 0%	0 / 0%	0 / 0%
S	***	0 / 0%	0 / 0%	0 / 0%	0 / 0%	0 / 0%	0 / 0%	0 / 0%
-TC	0	0 / 0%	0 / 0%	0 / 0%	0 / 0%	0 / 0%	0 / 0%	0 / 0%
-I	0	0 / 0%	0 / 0%	0 / 0%	0 / 0%	0 / 0%	0 / 0%	0 / 0%
	0	0 / 0%	0 / 0%	0 / 0%	0 / 0%	0 / 0%	0 / 0%	0 / 0%

403 - TEXAS VETERANS COMMISSION - BUILDING CONSTRUCTION UNADJUSTED GOAL IS 21.1%

T	0	0 / 0%	0 / 0%	0 / 0%	0 / 0%	0 / 0%	0 / 0%	0 / 0%
N	0	0 / 0%	0 / 0%	0 / 0%	0 / 0%	0 / 0%	0 / 0%	0 / 0%
S	***	0 / 0%	0 / 0%	0 / 0%	0 / 0%	0 / 0%	0 / 0%	0 / 0%
-TC	0	0 / 0%	0 / 0%	0 / 0%	0 / 0%	0 / 0%	0 / 0%	0 / 0%
-I	0	0 / 0%	0 / 0%	0 / 0%	0 / 0%	0 / 0%	0 / 0%	0 / 0%
	0	0 / 0%	0 / 0%	0 / 0%	0 / 0%	0 / 0%	0 / 0%	0 / 0%

403 - TEXAS VETERANS COMMISSION - SPECIAL TRADE UNADJUSTED GOAL IS 32.9%

T	0	0 / 0%	0 / 0%	0 / 0%	0 / 0%	0 / 0%	0 / 0%	0 / 0%
N	0	0 / 0%	0 / 0%	0 / 0%	0 / 0%	0 / 0%	0 / 0%	0 / 0%
S	***	0 / 0%	0 / 0%	0 / 0%	0 / 0%	0 / 0%	0 / 0%	0 / 0%
-TC	0	0 / 0%	0 / 0%	0 / 0%	0 / 0%	0 / 0%	0 / 0%	0 / 0%
-I	0	0 / 0%	0 / 0%	0 / 0%	0 / 0%	0 / 0%	0 / 0%	0 / 0%
	0	0 / 0%	0 / 0%	0 / 0%	0 / 0%	0 / 0%	0 / 0%	0 / 0%

*** DOLLARS REPORTED BUT NOT SHOWN IN THESE COLUMNS. T=TREASURY, N=NON-TREASURY, S=SUBCONTRACTOR FUNDS & PROCUREMENT CARD HUB PURCHASES, TC=TERM CONTRACT, I= INTER GOVERNMENT



TEXAS HISTORICALLY UNDERUTILIZED BUSINESS (HUB) SEMI-ANNUAL REPORT RECEIVED FOR FISCAL YEAR 2024

SECTION VII - STATE AGENCY EXPENDITURE DATA

FUND TYPE	TOTAL EXPENDITURE	TOTAL SPENT WITH HUBS AMOUNT / %	BLACK AMOUNT / %	HISPANIC AMOUNT / %	WOMAN AMOUNT / %	ASIAN PACIFIC AMOUNT / %	NATIVE AMERICAN AMOUNT / %	SERVICE-DISABLED VETERAN AMOUNT / %
-----------	-------------------	----------------------------------	------------------	---------------------	------------------	--------------------------	----------------------------	-------------------------------------

403 - TEXAS VETERANS COMMISSION - PROFESSIONAL SERVICES UNADJUSTED GOAL IS 23.7%

T	\$9,180	\$9,180 / 100.00%	0 / 0%	0 / 0%	\$9,180 / 100.00%	0 / 0%	0 / 0%	0 / 0%
N	0	0 / 0%	0 / 0%	0 / 0%	0 / 0%	0 / 0%	0 / 0%	0 / 0%
S	***	0 / 0%	0 / 0%	0 / 0%	0 / 0%	0 / 0%	0 / 0%	0 / 0%
-TC	0	0 / 0%	0 / 0%	0 / 0%	0 / 0%	0 / 0%	0 / 0%	0 / 0%
-I	0	0 / 0%	0 / 0%	0 / 0%	0 / 0%	0 / 0%	0 / 0%	0 / 0%
	\$9,180	\$9,180 / 100.00%	0 / 0%	0 / 0%	\$9,180 / 100.00%	0 / 0%	0 / 0%	0 / 0%

403 - TEXAS VETERANS COMMISSION - OTHER SERVICES UNADJUSTED GOAL IS 26%

T	\$516,515	\$110,965 / 21.48%	0 / 0%	\$11,369 / 2.20%	\$19,794 / 3.83%	\$79,727 / 15.44%	0 / 0%	\$75 / 0.01%
N	0	0 / 0%	0 / 0%	0 / 0%	0 / 0%	0 / 0%	0 / 0%	0 / 0%
S	***	0 / 0%	0 / 0%	0 / 0%	0 / 0%	0 / 0%	0 / 0%	0 / 0%
-TC	\$10,178	\$347 / 3.41%	0 / 0%	0 / 0%	\$347 / 3.41%	0 / 0%	0 / 0%	0 / 0%
-I	0	0 / 0%	0 / 0%	0 / 0%	0 / 0%	0 / 0%	0 / 0%	0 / 0%
	\$506,337	\$110,618 / 24.90%	0 / 0%	\$11,369 / 2.20%	\$19,447 / 7.25%	\$79,727 / 15.44%	0 / 0%	\$75 / 0.01%

403 - TEXAS VETERANS COMMISSION - COMMODITY PURCHASING UNADJUSTED GOAL IS 21.1%

T	\$619,894	\$386,147 / 62.29%	0 / 0%	0 / 0%	\$154,923 / 24.99%	\$231,224 / 37.30%	0 / 0%	0 / 0%
N	0	0 / 0%	0 / 0%	0 / 0%	0 / 0%	0 / 0%	0 / 0%	0 / 0%
S	***	0 / 0%	0 / 0%	0 / 0%	0 / 0%	0 / 0%	0 / 0%	0 / 0%
-TC	\$878	\$137 / 15.63%	0 / 0%	0 / 0%	\$137 / 15.63%	0 / 0%	0 / 0%	0 / 0%
-I	0	0 / 0%	0 / 0%	0 / 0%	0 / 0%	0 / 0%	0 / 0%	0 / 0%
	\$619,015	\$386,010 / 77.93%	0 / 0%	0 / 0%	\$154,786 / 40.63%	\$231,224 / 37.30%	0 / 0%	0 / 0%

*** DOLLARS REPORTED BUT NOT SHOWN IN THESE COLUMNS. T=TREASURY, N=NON-TREASURY, S=SUBCONTRACTOR FUNDS & PROCUREMENT CARD HUB PURCHASES, TC=TERM CONTRACT, I= INTER GOVERNMENTAL



TEXAS HISTORICALLY UNDERUTILIZED BUSINESS (HUB) SEMI-ANNUAL REPORT RECEIVED FOR FISCAL YEAR 2024

SECTION VII - STATE AGENCY EXPENDITURE DATA

FUND TYPE	TOTAL EXPENDITURE	TOTAL SPENT WITH HUBS AMOUNT / %	BLACK AMOUNT / %	HISPANIC AMOUNT / %	WOMAN AMOUNT / %	ASIAN PACIFIC AMOUNT / %	NATIVE AMERICAN AMOUNT / %	SERVICE-DISABLED VETERAN AMOUNT / %
403 - TEXAS VETERANS COMMISSION - Statewide Grand Total Expenditures								
T	\$1,145,589	\$506,293 / 44.19%	0 / 0%	\$11,369 / 0.99%	\$183,898 / 16.05%	\$310,951 / 27.14%	0 / 0%	\$75 / 0.01%
N	0	0 / 0%	0 / 0%	0 / 0%	0 / 0%	0 / 0%	0 / 0%	0 / 0%
S	***	0 / 0%	0 / 0%	0 / 0%	0 / 0%	0 / 0%	0 / 0%	0 / 0%
-TC	\$11,057	\$485 / 4.38%	0 / 0%	0 / 0%	\$485 / 4.38%	0 / 0%	0 / 0%	0 / 0%
-I	0	0 / 0%	0 / 0%	0 / 0%	0 / 0%	0 / 0%	0 / 0%	0 / 0%
	\$1,134,532	\$505,808 / 48.58%	0 / 0%	\$11,369 / 0.99%	\$183,413 / 20.44%	\$310,951 / 27.14%	0 / 0%	\$75 / 0.01%

*** DOLLARS REPORTED BUT NOT SHOWN IN THESE COLUMNS. T=TREASURY, N=NON-TREASURY, S=SUBCONTRACTOR FUNDS & PROCUREMENT CARD HUB PURCHASES, TC=TERM CONTRACT, I= INTER GOVERNMENTAL



TEXAS HISTORICALLY UNDERUTILIZED BUSINESS (HUB) SEMI-ANNUAL REPORT RECEIVED FOR FISCAL YEAR 2024

SECTION VII - STATE AGENCY EXPENDITURE DATA

FUND TYPE	TOTAL EXPENDITURE	TOTAL SPENT WITH HUBS AMOUNT / %	BLACK AMOUNT / %	HISPANIC AMOUNT / %	WOMAN AMOUNT / %	ASIAN PACIFIC AMOUNT / %	NATIVE AMERICAN AMOUNT / %	SERVICE-DISABLED VETERAN AMOUNT / %
405 - DEPARTMENT OF PUBLIC SAFETY - HEAVY CONSTRUCTION UNADJUSTED GOAL IS 11.2%								
T	\$765,863	\$334,815 / 43.72%	\$2,321 / 0.30%	\$326,494 / 42.63%	0 / 0%	0 / 0%	0 / 0%	\$6,000 / 0.78%
N	0	0 / 0%	0 / 0%	0 / 0%	0 / 0%	0 / 0%	0 / 0%	0 / 0%
S	***	0 / 0%	0 / 0%	0 / 0%	0 / 0%	0 / 0%	0 / 0%	0 / 0%
-TC	0	0 / 0%	0 / 0%	0 / 0%	0 / 0%	0 / 0%	0 / 0%	0 / 0%
-I	\$16,620	0 / 0%	0 / 0%	0 / 0%	0 / 0%	0 / 0%	0 / 0%	0 / 0%
	\$749,244	\$334,815 / 43.72%	\$2,321 / 0.30%	\$326,494 / 42.63%	0 / 0%	0 / 0%	0 / 0%	\$6,000 / 0.78%
405 - DEPARTMENT OF PUBLIC SAFETY - BUILDING CONSTRUCTION UNADJUSTED GOAL IS 21.1%								
T	\$3,005,888	\$822,532 / 27.36%	\$10,400 / 0.35%	\$316,805 / 10.54%	\$398,042 / 13.24%	0 / 0%	0 / 0%	\$97,285 / 3.24%
N	0	0 / 0%	0 / 0%	0 / 0%	0 / 0%	0 / 0%	0 / 0%	0 / 0%
S	***	0 / 0%	0 / 0%	0 / 0%	0 / 0%	0 / 0%	0 / 0%	0 / 0%
-TC	0	0 / 0%	0 / 0%	0 / 0%	0 / 0%	0 / 0%	0 / 0%	0 / 0%
-I	0	0 / 0%	0 / 0%	0 / 0%	0 / 0%	0 / 0%	0 / 0%	0 / 0%
	\$3,005,888	\$822,532 / 27.36%	\$10,400 / 0.35%	\$316,805 / 10.54%	\$398,042 / 13.24%	0 / 0%	0 / 0%	\$97,285 / 3.24%
405 - DEPARTMENT OF PUBLIC SAFETY - SPECIAL TRADE UNADJUSTED GOAL IS 32.9%								
T	\$5,918,349	\$2,363,459 / 39.93%	\$681,488 / 11.51%	\$514,495 / 8.69%	\$304,650 / 5.15%	\$672,402 / 11.36%	0 / 0%	\$190,424 / 3.22%
N	0	0 / 0%	0 / 0%	0 / 0%	0 / 0%	0 / 0%	0 / 0%	0 / 0%
S	***	0 / 0%	0 / 0%	0 / 0%	0 / 0%	0 / 0%	0 / 0%	0 / 0%
-TC	\$370	0 / 0%	0 / 0%	0 / 0%	0 / 0%	0 / 0%	0 / 0%	0 / 0%
-I	0	0 / 0%	0 / 0%	0 / 0%	0 / 0%	0 / 0%	0 / 0%	0 / 0%
	\$5,917,979	\$2,363,459 / 39.93%	\$681,488 / 11.51%	\$514,495 / 8.69%	\$304,650 / 5.15%	\$672,402 / 11.36%	0 / 0%	\$190,424 / 3.22%

*** DOLLARS REPORTED BUT NOT SHOWN IN THESE COLUMNS. T=TREASURY, N=NON-TREASURY, S=SUBCONTRACTOR FUNDS & PROCUREMENT CARD HUB PURCHASES, TC=TERM CONTRACT, I= INTER GOVERNMENT



TEXAS HISTORICALLY UNDERUTILIZED BUSINESS (HUB) SEMI-ANNUAL REPORT RECEIVED FOR FISCAL YEAR 2024

SECTION VII - STATE AGENCY EXPENDITURE DATA

FUND TYPE	TOTAL EXPENDITURE	TOTAL SPENT WITH HUBS AMOUNT / %	BLACK AMOUNT / %	HISPANIC AMOUNT / %	WOMAN AMOUNT / %	ASIAN PACIFIC AMOUNT / %	NATIVE AMERICAN AMOUNT / %	SERVICE-DISABLED VETERAN AMOUNT / %
405 - DEPARTMENT OF PUBLIC SAFETY - PROFESSIONAL SERVICES UNADJUSTED GOAL IS 23.7%								
T	\$201,540	\$24,745 / 12.28%	\$24,745 / 12.28%	0 / 0%	0 / 0%	0 / 0%	0 / 0%	0 / 0%
N	0	0 / 0%	0 / 0%	0 / 0%	0 / 0%	0 / 0%	0 / 0%	0 / 0%
S	***	0 / 0%	0 / 0%	0 / 0%	0 / 0%	0 / 0%	0 / 0%	0 / 0%
-TC	\$21,035	0 / 0%	0 / 0%	0 / 0%	0 / 0%	0 / 0%	0 / 0%	0 / 0%
-I	0	0 / 0%	0 / 0%	0 / 0%	0 / 0%	0 / 0%	0 / 0%	0 / 0%
	\$180,505	\$24,745 / 12.28%	\$24,745 / 12.28%	0 / 0%	0 / 0%	0 / 0%	0 / 0%	0 / 0%
405 - DEPARTMENT OF PUBLIC SAFETY - OTHER SERVICES UNADJUSTED GOAL IS 26%								
T	\$69,683,392	\$14,356,401 / 20.60%	\$214,790 / 0.31%	\$3,893,198 / 5.59%	\$4,716,596 / 6.77%	\$5,340,600 / 7.66%	\$158,640 / 0.23%	\$32,577 / 0.05%
N	0	0 / 0%	0 / 0%	0 / 0%	0 / 0%	0 / 0%	0 / 0%	0 / 0%
S	***	\$503,799 / 4.32%	\$8,182 / 0.07%	0 / 0%	\$434,642 / 3.72%	\$60,975 / 0.52%	0 / 0%	0 / 0%
-TC	\$5,035,319	0 / 0%	0 / 0%	0 / 0%	0 / 0%	0 / 0%	0 / 0%	0 / 0%
-I	\$525,078	0 / 0%	0 / 0%	0 / 0%	0 / 0%	0 / 0%	0 / 0%	0 / 0%
	\$64,122,994	\$14,860,199 / 24.92%	\$222,972 / 0.38%	\$3,893,198 / 5.59%	\$5,151,237 / 10.49%	\$5,401,575 / 8.19%	\$158,640 / 0.23%	\$32,577 / 0.05%
405 - DEPARTMENT OF PUBLIC SAFETY - COMMODITY PURCHASING UNADJUSTED GOAL IS 21.1%								
T	\$139,586,075	\$12,796,214 / 9.17%	\$113,424 / 0.08%	\$7,285,688 / 5.22%	\$4,440,723 / 3.18%	\$918,276 / 0.66%	\$17,605 / 0.01%	\$20,497 / 0.01%
N	0	0 / 0%	0 / 0%	0 / 0%	0 / 0%	0 / 0%	0 / 0%	0 / 0%
S	***	0 / 0%	0 / 0%	0 / 0%	0 / 0%	0 / 0%	0 / 0%	0 / 0%
-TC	\$69,469,487	\$282,327 / 0.41%	0 / 0%	\$242,874 / 0.35%	\$39,454 / 0.06%	0 / 0%	0 / 0%	0 / 0%
-I	\$38	0 / 0%	0 / 0%	0 / 0%	0 / 0%	0 / 0%	0 / 0%	0 / 0%
	\$70,116,551	\$12,513,886 / 9.57%	\$113,424 / 0.08%	\$7,042,814 / 5.57%	\$4,401,269 / 3.24%	\$918,276 / 0.66%	\$17,605 / 0.01%	\$20,497 / 0.01%

*** DOLLARS REPORTED BUT NOT SHOWN IN THESE COLUMNS. T=TREASURY, N=NON-TREASURY, S=SUBCONTRACTOR FUNDS & PROCUREMENT CARD HUB PURCHASES, TC=TERM CONTRACT, I= INTER GOVERNMENTAL



TEXAS HISTORICALLY UNDERUTILIZED BUSINESS (HUB) SEMI-ANNUAL REPORT RECEIVED FOR FISCAL YEAR 2024

SECTION VII - STATE AGENCY EXPENDITURE DATA

FUND TYPE	TOTAL EXPENDITURE	TOTAL SPENT WITH HUBS AMOUNT / %	BLACK AMOUNT / %	HISPANIC AMOUNT / %	WOMAN AMOUNT / %	ASIAN PACIFIC AMOUNT / %	NATIVE AMERICAN AMOUNT / %	SERVICE-DISABLED VETERAN AMOUNT / %
405 - DEPARTMENT OF PUBLIC SAFETY - Statewide Grand Total Expenditures								
T	\$219,161,107	\$30,698,165 / 14.01%	\$1,047,168 / 0.48%	\$12,336,680 / 5.63%	\$9,860,010 / 4.50%	\$6,931,278 / 3.16%	\$176,245 / 0.08%	\$346,784 / 0.16%
N	0	0 / 0%	0 / 0%	0 / 0%	0 / 0%	0 / 0%	0 / 0%	0 / 0%
S	***	\$503,799 / 4.32%	\$8,182 / 0.07%	0 / 0%	\$434,642 / 3.72%	\$60,975 / 0.52%	0 / 0%	0 / 0%
-TC	\$74,526,211	\$282,327 / 0.38%	0 / 0%	\$242,874 / 0.33%	\$39,454 / 0.05%	0 / 0%	0 / 0%	0 / 0%
-I	\$541,735	0 / 0%	0 / 0%	0 / 0%	0 / 0%	0 / 0%	0 / 0%	0 / 0%
	\$144,093,161	\$30,919,636 / 18.70%	\$1,055,350 / 0.55%	\$12,093,806 / 5.95%	\$10,255,198 / 8.28%	\$6,992,253 / 3.68%	\$176,245 / 0.08%	\$346,784 / 0.16%

*** DOLLARS REPORTED BUT NOT SHOWN IN THESE COLUMNS. T=TREASURY, N=NON-TREASURY, S=SUBCONTRACTOR FUNDS & PROCUREMENT CARD HUB PURCHASES, TC=TERM CONTRACT, I= INTER GOVERNMENTAL



TEXAS HISTORICALLY UNDERUTILIZED BUSINESS (HUB) SEMI-ANNUAL REPORT RECEIVED FOR FISCAL YEAR 2024

SECTION VII - STATE AGENCY EXPENDITURE DATA

FUND TYPE	TOTAL EXPENDITURE	TOTAL SPENT WITH HUBS AMOUNT / %	BLACK AMOUNT / %	HISPANIC AMOUNT / %	WOMAN AMOUNT / %	ASIAN PACIFIC AMOUNT / %	NATIVE AMERICAN AMOUNT / %	SERVICE-DISABLED VETERAN AMOUNT / %
-----------	-------------------	----------------------------------	------------------	---------------------	------------------	--------------------------	----------------------------	-------------------------------------

407 - TEXAS COMMISSION ON LAW ENFORCEMENT - HEAVY CONSTRUCTION UNADJUSTED GOAL IS 11.2%

T	0	0 / 0%	0 / 0%	0 / 0%	0 / 0%	0 / 0%	0 / 0%	0 / 0%
N	0	0 / 0%	0 / 0%	0 / 0%	0 / 0%	0 / 0%	0 / 0%	0 / 0%
S	***	0 / 0%	0 / 0%	0 / 0%	0 / 0%	0 / 0%	0 / 0%	0 / 0%
-TC	0	0 / 0%	0 / 0%	0 / 0%	0 / 0%	0 / 0%	0 / 0%	0 / 0%
-I	0	0 / 0%	0 / 0%	0 / 0%	0 / 0%	0 / 0%	0 / 0%	0 / 0%
	0	0 / 0%	0 / 0%	0 / 0%	0 / 0%	0 / 0%	0 / 0%	0 / 0%

407 - TEXAS COMMISSION ON LAW ENFORCEMENT - BUILDING CONSTRUCTION UNADJUSTED GOAL IS 21.1%

T	0	0 / 0%	0 / 0%	0 / 0%	0 / 0%	0 / 0%	0 / 0%	0 / 0%
N	0	0 / 0%	0 / 0%	0 / 0%	0 / 0%	0 / 0%	0 / 0%	0 / 0%
S	***	0 / 0%	0 / 0%	0 / 0%	0 / 0%	0 / 0%	0 / 0%	0 / 0%
-TC	0	0 / 0%	0 / 0%	0 / 0%	0 / 0%	0 / 0%	0 / 0%	0 / 0%
-I	0	0 / 0%	0 / 0%	0 / 0%	0 / 0%	0 / 0%	0 / 0%	0 / 0%
	0	0 / 0%	0 / 0%	0 / 0%	0 / 0%	0 / 0%	0 / 0%	0 / 0%

407 - TEXAS COMMISSION ON LAW ENFORCEMENT - SPECIAL TRADE UNADJUSTED GOAL IS 32.9%

T	\$56,933	0 / 0%	0 / 0%	0 / 0%	0 / 0%	0 / 0%	0 / 0%	0 / 0%
N	0	0 / 0%	0 / 0%	0 / 0%	0 / 0%	0 / 0%	0 / 0%	0 / 0%
S	***	0 / 0%	0 / 0%	0 / 0%	0 / 0%	0 / 0%	0 / 0%	0 / 0%
-TC	0	0 / 0%	0 / 0%	0 / 0%	0 / 0%	0 / 0%	0 / 0%	0 / 0%
-I	0	0 / 0%	0 / 0%	0 / 0%	0 / 0%	0 / 0%	0 / 0%	0 / 0%
	\$56,933	0 / 0%	0 / 0%	0 / 0%	0 / 0%	0 / 0%	0 / 0%	0 / 0%

*** DOLLARS REPORTED BUT NOT SHOWN IN THESE COLUMNS. T=TREASURY, N=NON-TREASURY, S=SUBCONTRACTOR FUNDS & PROCUREMENT CARD HUB PURCHASES, TC=TERM CONTRACT, I= INTER GOVERNMENT



TEXAS HISTORICALLY UNDERUTILIZED BUSINESS (HUB) SEMI-ANNUAL REPORT RECEIVED FOR FISCAL YEAR 2024

SECTION VII - STATE AGENCY EXPENDITURE DATA

FUND TYPE	TOTAL EXPENDITURE	TOTAL SPENT WITH HUBS AMOUNT / %	BLACK AMOUNT / %	HISPANIC AMOUNT / %	WOMAN AMOUNT / %	ASIAN PACIFIC AMOUNT / %	NATIVE AMERICAN AMOUNT / %	SERVICE-DISABLED VETERAN AMOUNT / %
-----------	-------------------	----------------------------------	------------------	---------------------	------------------	--------------------------	----------------------------	-------------------------------------

407 - TEXAS COMMISSION ON LAW ENFORCEMENT - PROFESSIONAL SERVICES UNADJUSTED GOAL IS 23.7%

T	0	0 / 0%	0 / 0%	0 / 0%	0 / 0%	0 / 0%	0 / 0%	0 / 0%
N	0	0 / 0%	0 / 0%	0 / 0%	0 / 0%	0 / 0%	0 / 0%	0 / 0%
S	***	0 / 0%	0 / 0%	0 / 0%	0 / 0%	0 / 0%	0 / 0%	0 / 0%
-TC	0	0 / 0%	0 / 0%	0 / 0%	0 / 0%	0 / 0%	0 / 0%	0 / 0%
-I	0	0 / 0%	0 / 0%	0 / 0%	0 / 0%	0 / 0%	0 / 0%	0 / 0%
	0	0 / 0%	0 / 0%	0 / 0%	0 / 0%	0 / 0%	0 / 0%	0 / 0%

407 - TEXAS COMMISSION ON LAW ENFORCEMENT - OTHER SERVICES UNADJUSTED GOAL IS 26%

T	\$1,265,071	\$19,101 / 1.51%	0 / 0%	\$9,850 / 0.78%	\$9,251 / 0.73%	0 / 0%	0 / 0%	0 / 0%
N	0	0 / 0%	0 / 0%	0 / 0%	0 / 0%	0 / 0%	0 / 0%	0 / 0%
S	***	0 / 0%	0 / 0%	0 / 0%	0 / 0%	0 / 0%	0 / 0%	0 / 0%
-TC	\$62,562	0 / 0%	0 / 0%	0 / 0%	0 / 0%	0 / 0%	0 / 0%	0 / 0%
-I	0	0 / 0%	0 / 0%	0 / 0%	0 / 0%	0 / 0%	0 / 0%	0 / 0%
	\$1,202,510	\$19,101 / 1.51%	0 / 0%	\$9,850 / 0.78%	\$9,251 / 0.73%	0 / 0%	0 / 0%	0 / 0%

407 - TEXAS COMMISSION ON LAW ENFORCEMENT - COMMODITY PURCHASING UNADJUSTED GOAL IS 21.1%

T	\$1,127,432	\$342,846 / 30.41%	0 / 0%	\$48,043 / 4.26%	\$196,857 / 17.46%	\$97,947 / 8.69%	0 / 0%	0 / 0%
N	0	0 / 0%	0 / 0%	0 / 0%	0 / 0%	0 / 0%	0 / 0%	0 / 0%
S	***	0 / 0%	0 / 0%	0 / 0%	0 / 0%	0 / 0%	0 / 0%	0 / 0%
-TC	\$152,533	0 / 0%	0 / 0%	0 / 0%	0 / 0%	0 / 0%	0 / 0%	0 / 0%
-I	0	0 / 0%	0 / 0%	0 / 0%	0 / 0%	0 / 0%	0 / 0%	0 / 0%
	\$974,900	\$342,846 / 30.41%	0 / 0%	\$48,043 / 4.26%	\$196,857 / 17.46%	\$97,947 / 8.69%	0 / 0%	0 / 0%

*** DOLLARS REPORTED BUT NOT SHOWN IN THESE COLUMNS. T=TREASURY, N=NON-TREASURY, S=SUBCONTRACTOR FUNDS & PROCUREMENT CARD HUB PURCHASES, TC=TERM CONTRACT, I= INTER GOVERNMENTAL



TEXAS HISTORICALLY UNDERUTILIZED BUSINESS (HUB) SEMI-ANNUAL REPORT RECEIVED FOR FISCAL YEAR 2024

SECTION VII - STATE AGENCY EXPENDITURE DATA

FUND TYPE	TOTAL EXPENDITURE	TOTAL SPENT WITH HUBS AMOUNT / %	BLACK AMOUNT / %	HISPANIC AMOUNT / %	WOMAN AMOUNT / %	ASIAN PACIFIC AMOUNT / %	NATIVE AMERICAN AMOUNT / %	SERVICE-DISABLED VETERAN AMOUNT / %
407 - TEXAS COMMISSION ON LAW ENFORCEMENT - Statewide Grand Total Expenditures								
T	\$2,449,437	\$361,947 / 14.78%	0 / 0%	\$57,893 / 2.36%	\$206,107 / 8.41%	\$97,947 / 4.00%	0 / 0%	0 / 0%
N	0	0 / 0%	0 / 0%	0 / 0%	0 / 0%	0 / 0%	0 / 0%	0 / 0%
S	***	0 / 0%	0 / 0%	0 / 0%	0 / 0%	0 / 0%	0 / 0%	0 / 0%
-TC	\$215,095	0 / 0%	0 / 0%	0 / 0%	0 / 0%	0 / 0%	0 / 0%	0 / 0%
-I	0	0 / 0%	0 / 0%	0 / 0%	0 / 0%	0 / 0%	0 / 0%	0 / 0%
	\$2,234,342	\$361,947 / 14.78%	0 / 0%	\$57,893 / 2.36%	\$206,107 / 8.41%	\$97,947 / 4.00%	0 / 0%	0 / 0%

*** DOLLARS REPORTED BUT NOT SHOWN IN THESE COLUMNS. T=TREASURY, N=NON-TREASURY, S=SUBCONTRACTOR FUNDS & PROCUREMENT CARD HUB PURCHASES, TC=TERM CONTRACT, I= INTER GOVERNMENTAL



TEXAS HISTORICALLY UNDERUTILIZED BUSINESS (HUB) SEMI-ANNUAL REPORT RECEIVED FOR FISCAL YEAR 2024

SECTION VII - STATE AGENCY EXPENDITURE DATA

FUND TYPE	TOTAL EXPENDITURE	TOTAL SPENT WITH HUBS AMOUNT / %	BLACK AMOUNT / %	HISPANIC AMOUNT / %	WOMAN AMOUNT / %	ASIAN PACIFIC AMOUNT / %	NATIVE AMERICAN AMOUNT / %	SERVICE-DISABLED VETERAN AMOUNT / %
-----------	-------------------	----------------------------------	------------------	---------------------	------------------	--------------------------	----------------------------	-------------------------------------

409 - COMMISSION ON JAIL STANDARDS - HEAVY CONSTRUCTION UNADJUSTED GOAL IS 11.2%

T	0	0 / 0%	0 / 0%	0 / 0%	0 / 0%	0 / 0%	0 / 0%	0 / 0%
N	0	0 / 0%	0 / 0%	0 / 0%	0 / 0%	0 / 0%	0 / 0%	0 / 0%
S	***	0 / 0%	0 / 0%	0 / 0%	0 / 0%	0 / 0%	0 / 0%	0 / 0%
-TC	0	0 / 0%	0 / 0%	0 / 0%	0 / 0%	0 / 0%	0 / 0%	0 / 0%
-I	0	0 / 0%	0 / 0%	0 / 0%	0 / 0%	0 / 0%	0 / 0%	0 / 0%
	0	0 / 0%	0 / 0%	0 / 0%	0 / 0%	0 / 0%	0 / 0%	0 / 0%

409 - COMMISSION ON JAIL STANDARDS - BUILDING CONSTRUCTION UNADJUSTED GOAL IS 21.1%

T	0	0 / 0%	0 / 0%	0 / 0%	0 / 0%	0 / 0%	0 / 0%	0 / 0%
N	0	0 / 0%	0 / 0%	0 / 0%	0 / 0%	0 / 0%	0 / 0%	0 / 0%
S	***	0 / 0%	0 / 0%	0 / 0%	0 / 0%	0 / 0%	0 / 0%	0 / 0%
-TC	0	0 / 0%	0 / 0%	0 / 0%	0 / 0%	0 / 0%	0 / 0%	0 / 0%
-I	0	0 / 0%	0 / 0%	0 / 0%	0 / 0%	0 / 0%	0 / 0%	0 / 0%
	0	0 / 0%	0 / 0%	0 / 0%	0 / 0%	0 / 0%	0 / 0%	0 / 0%

409 - COMMISSION ON JAIL STANDARDS - SPECIAL TRADE UNADJUSTED GOAL IS 32.9%

T	0	0 / 0%	0 / 0%	0 / 0%	0 / 0%	0 / 0%	0 / 0%	0 / 0%
N	0	0 / 0%	0 / 0%	0 / 0%	0 / 0%	0 / 0%	0 / 0%	0 / 0%
S	***	0 / 0%	0 / 0%	0 / 0%	0 / 0%	0 / 0%	0 / 0%	0 / 0%
-TC	0	0 / 0%	0 / 0%	0 / 0%	0 / 0%	0 / 0%	0 / 0%	0 / 0%
-I	0	0 / 0%	0 / 0%	0 / 0%	0 / 0%	0 / 0%	0 / 0%	0 / 0%
	0	0 / 0%	0 / 0%	0 / 0%	0 / 0%	0 / 0%	0 / 0%	0 / 0%

*** DOLLARS REPORTED BUT NOT SHOWN IN THESE COLUMNS. T=TREASURY, N=NON-TREASURY, S=SUBCONTRACTOR FUNDS & PROCUREMENT CARD HUB PURCHASES, TC=TERM CONTRACT, I= INTER GOVERNMENT



TEXAS HISTORICALLY UNDERUTILIZED BUSINESS (HUB) SEMI-ANNUAL REPORT RECEIVED FOR FISCAL YEAR 2024

SECTION VII - STATE AGENCY EXPENDITURE DATA

FUND TYPE	TOTAL EXPENDITURE	TOTAL SPENT WITH HUBS AMOUNT / %	BLACK AMOUNT / %	HISPANIC AMOUNT / %	WOMAN AMOUNT / %	ASIAN PACIFIC AMOUNT / %	NATIVE AMERICAN AMOUNT / %	SERVICE-DISABLED VETERAN AMOUNT / %
409 - COMMISSION ON JAIL STANDARDS - PROFESSIONAL SERVICES UNADJUSTED GOAL IS 23.7%								
T	\$5,300	\$5,220 / 98.49%	0 / 0%	0 / 0%	\$5,220 / 98.49%	0 / 0%	0 / 0%	0 / 0%
N	0	0 / 0%	0 / 0%	0 / 0%	0 / 0%	0 / 0%	0 / 0%	0 / 0%
S	***	0 / 0%	0 / 0%	0 / 0%	0 / 0%	0 / 0%	0 / 0%	0 / 0%
-TC	0	0 / 0%	0 / 0%	0 / 0%	0 / 0%	0 / 0%	0 / 0%	0 / 0%
-I	0	0 / 0%	0 / 0%	0 / 0%	0 / 0%	0 / 0%	0 / 0%	0 / 0%
	\$5,300	\$5,220 / 98.49%	0 / 0%	0 / 0%	\$5,220 / 98.49%	0 / 0%	0 / 0%	0 / 0%
409 - COMMISSION ON JAIL STANDARDS - OTHER SERVICES UNADJUSTED GOAL IS 26%								
T	\$27,096	\$1,077 / 3.97%	0 / 0%	\$672 / 2.48%	\$405 / 1.49%	0 / 0%	0 / 0%	0 / 0%
N	0	0 / 0%	0 / 0%	0 / 0%	0 / 0%	0 / 0%	0 / 0%	0 / 0%
S	***	0 / 0%	0 / 0%	0 / 0%	0 / 0%	0 / 0%	0 / 0%	0 / 0%
-TC	\$717	\$405 / 56.49%	0 / 0%	0 / 0%	\$405 / 56.49%	0 / 0%	0 / 0%	0 / 0%
-I	0	0 / 0%	0 / 0%	0 / 0%	0 / 0%	0 / 0%	0 / 0%	0 / 0%
	\$26,379	\$672 / 60.47%	0 / 0%	\$672 / 2.48%	0 / 57.99%	0 / 0%	0 / 0%	0 / 0%
409 - COMMISSION ON JAIL STANDARDS - COMMODITY PURCHASING UNADJUSTED GOAL IS 21.1%								
T	\$33,780	\$15,190 / 44.97%	0 / 0%	0 / 0%	\$2,406 / 7.12%	\$12,784 / 37.85%	0 / 0%	0 / 0%
N	0	0 / 0%	0 / 0%	0 / 0%	0 / 0%	0 / 0%	0 / 0%	0 / 0%
S	***	0 / 0%	0 / 0%	0 / 0%	0 / 0%	0 / 0%	0 / 0%	0 / 0%
-TC	0	0 / 0%	0 / 0%	0 / 0%	0 / 0%	0 / 0%	0 / 0%	0 / 0%
-I	0	0 / 0%	0 / 0%	0 / 0%	0 / 0%	0 / 0%	0 / 0%	0 / 0%
	\$33,780	\$15,190 / 44.97%	0 / 0%	0 / 0%	\$2,406 / 7.12%	\$12,784 / 37.85%	0 / 0%	0 / 0%

*** DOLLARS REPORTED BUT NOT SHOWN IN THESE COLUMNS. T=TREASURY, N=NON-TREASURY, S=SUBCONTRACTOR FUNDS & PROCUREMENT CARD HUB PURCHASES, TC=TERM CONTRACT, I= INTER GOVERNMENT



TEXAS HISTORICALLY UNDERUTILIZED BUSINESS (HUB) SEMI-ANNUAL REPORT RECEIVED FOR FISCAL YEAR 2024

SECTION VII - STATE AGENCY EXPENDITURE DATA

FUND TYPE	TOTAL EXPENDITURE	TOTAL SPENT WITH HUBS AMOUNT / %	BLACK AMOUNT / %	HISPANIC AMOUNT / %	WOMAN AMOUNT / %	ASIAN PACIFIC AMOUNT / %	NATIVE AMERICAN AMOUNT / %	SERVICE-DISABLED VETERAN AMOUNT / %
409 - COMMISSION ON JAIL STANDARDS - Statewide Grand Total Expenditures								
T	\$66,176	\$21,487 / 32.47%	0 / 0%	\$672 / 1.02%	\$8,031 / 12.14%	\$12,784 / 19.32%	0 / 0%	0 / 0%
N	0	0 / 0%	0 / 0%	0 / 0%	0 / 0%	0 / 0%	0 / 0%	0 / 0%
S	***	0 / 0%	0 / 0%	0 / 0%	0 / 0%	0 / 0%	0 / 0%	0 / 0%
-TC	\$717	\$405 / 56.49%	0 / 0%	0 / 0%	\$405 / 56.49%	0 / 0%	0 / 0%	0 / 0%
-I	0	0 / 0%	0 / 0%	0 / 0%	0 / 0%	0 / 0%	0 / 0%	0 / 0%
	\$65,459	\$21,082 / 88.96%	0 / 0%	\$672 / 1.02%	\$7,626 / 68.63%	\$12,784 / 19.32%	0 / 0%	0 / 0%

*** DOLLARS REPORTED BUT NOT SHOWN IN THESE COLUMNS. T=TREASURY, N=NON-TREASURY, S=SUBCONTRACTOR FUNDS & PROCUREMENT CARD HUB PURCHASES, TC=TERM CONTRACT, I= INTER GOVERNMENTAL



TEXAS HISTORICALLY UNDERUTILIZED BUSINESS (HUB) SEMI-ANNUAL REPORT RECEIVED FOR FISCAL YEAR 2024

SECTION VII - STATE AGENCY EXPENDITURE DATA

FUND TYPE	TOTAL EXPENDITURE	TOTAL SPENT WITH HUBS AMOUNT / %	BLACK AMOUNT / %	HISPANIC AMOUNT / %	WOMAN AMOUNT / %	ASIAN PACIFIC AMOUNT / %	NATIVE AMERICAN AMOUNT / %	SERVICE-DISABLED VETERAN AMOUNT / %
-----------	-------------------	----------------------------------	------------------	---------------------	------------------	--------------------------	----------------------------	-------------------------------------

411 - TX COMMISSION OF FIRE PROTECTION - HEAVY CONSTRUCTION UNADJUSTED GOAL IS 11.2%

T	0	0 / 0%	0 / 0%	0 / 0%	0 / 0%	0 / 0%	0 / 0%	0 / 0%
N	0	0 / 0%	0 / 0%	0 / 0%	0 / 0%	0 / 0%	0 / 0%	0 / 0%
S	***	0 / 0%	0 / 0%	0 / 0%	0 / 0%	0 / 0%	0 / 0%	0 / 0%
-TC	0	0 / 0%	0 / 0%	0 / 0%	0 / 0%	0 / 0%	0 / 0%	0 / 0%
-I	0	0 / 0%	0 / 0%	0 / 0%	0 / 0%	0 / 0%	0 / 0%	0 / 0%
	0	0 / 0%	0 / 0%	0 / 0%	0 / 0%	0 / 0%	0 / 0%	0 / 0%

411 - TX COMMISSION OF FIRE PROTECTION - BUILDING CONSTRUCTION UNADJUSTED GOAL IS 21.1%

T	0	0 / 0%	0 / 0%	0 / 0%	0 / 0%	0 / 0%	0 / 0%	0 / 0%
N	0	0 / 0%	0 / 0%	0 / 0%	0 / 0%	0 / 0%	0 / 0%	0 / 0%
S	***	0 / 0%	0 / 0%	0 / 0%	0 / 0%	0 / 0%	0 / 0%	0 / 0%
-TC	0	0 / 0%	0 / 0%	0 / 0%	0 / 0%	0 / 0%	0 / 0%	0 / 0%
-I	0	0 / 0%	0 / 0%	0 / 0%	0 / 0%	0 / 0%	0 / 0%	0 / 0%
	0	0 / 0%	0 / 0%	0 / 0%	0 / 0%	0 / 0%	0 / 0%	0 / 0%

411 - TX COMMISSION OF FIRE PROTECTION - SPECIAL TRADE UNADJUSTED GOAL IS 32.9%

T	0	0 / 0%	0 / 0%	0 / 0%	0 / 0%	0 / 0%	0 / 0%	0 / 0%
N	0	0 / 0%	0 / 0%	0 / 0%	0 / 0%	0 / 0%	0 / 0%	0 / 0%
S	***	0 / 0%	0 / 0%	0 / 0%	0 / 0%	0 / 0%	0 / 0%	0 / 0%
-TC	0	0 / 0%	0 / 0%	0 / 0%	0 / 0%	0 / 0%	0 / 0%	0 / 0%
-I	0	0 / 0%	0 / 0%	0 / 0%	0 / 0%	0 / 0%	0 / 0%	0 / 0%
	0	0 / 0%	0 / 0%	0 / 0%	0 / 0%	0 / 0%	0 / 0%	0 / 0%

*** DOLLARS REPORTED BUT NOT SHOWN IN THESE COLUMNS. T=TREASURY, N=NON-TREASURY, S=SUBCONTRACTOR FUNDS & PROCUREMENT CARD HUB PURCHASES, TC=TERM CONTRACT, I= INTER GOVERNMENT



TEXAS HISTORICALLY UNDERUTILIZED BUSINESS (HUB) SEMI-ANNUAL REPORT RECEIVED FOR FISCAL YEAR 2024

SECTION VII - STATE AGENCY EXPENDITURE DATA

FUND TYPE	TOTAL EXPENDITURE	TOTAL SPENT WITH HUBS AMOUNT / %	BLACK AMOUNT / %	HISPANIC AMOUNT / %	WOMAN AMOUNT / %	ASIAN PACIFIC AMOUNT / %	NATIVE AMERICAN AMOUNT / %	SERVICE-DISABLED VETERAN AMOUNT / %
-----------	-------------------	----------------------------------	------------------	---------------------	------------------	--------------------------	----------------------------	-------------------------------------

411 - TX COMMISSION OF FIRE PROTECTION - PROFESSIONAL SERVICES UNADJUSTED GOAL IS 23.7%

T	0	0 / 0%	0 / 0%	0 / 0%	0 / 0%	0 / 0%	0 / 0%	0 / 0%
N	0	0 / 0%	0 / 0%	0 / 0%	0 / 0%	0 / 0%	0 / 0%	0 / 0%
S	***	0 / 0%	0 / 0%	0 / 0%	0 / 0%	0 / 0%	0 / 0%	0 / 0%
-TC	0	0 / 0%	0 / 0%	0 / 0%	0 / 0%	0 / 0%	0 / 0%	0 / 0%
-I	0	0 / 0%	0 / 0%	0 / 0%	0 / 0%	0 / 0%	0 / 0%	0 / 0%
	0	0 / 0%	0 / 0%	0 / 0%	0 / 0%	0 / 0%	0 / 0%	0 / 0%

411 - TX COMMISSION OF FIRE PROTECTION - OTHER SERVICES UNADJUSTED GOAL IS 26%

T	\$13,514	\$4,560 / 33.74%	0 / 0%	0 / 0%	\$4,560 / 33.74%	0 / 0%	0 / 0%	0 / 0%
N	0	0 / 0%	0 / 0%	0 / 0%	0 / 0%	0 / 0%	0 / 0%	0 / 0%
S	***	0 / 0%	0 / 0%	0 / 0%	0 / 0%	0 / 0%	0 / 0%	0 / 0%
-TC	\$3,389	0 / 0%	0 / 0%	0 / 0%	0 / 0%	0 / 0%	0 / 0%	0 / 0%
-I	0	0 / 0%	0 / 0%	0 / 0%	0 / 0%	0 / 0%	0 / 0%	0 / 0%
	\$10,126	\$4,560 / 33.74%	0 / 0%	0 / 0%	\$4,560 / 33.74%	0 / 0%	0 / 0%	0 / 0%

411 - TX COMMISSION OF FIRE PROTECTION - COMMODITY PURCHASING UNADJUSTED GOAL IS 21.1%

T	\$526,451	\$37,958 / 7.21%	0 / 0%	0 / 0%	0 / 0%	\$37,958 / 7.21%	0 / 0%	0 / 0%
N	0	0 / 0%	0 / 0%	0 / 0%	0 / 0%	0 / 0%	0 / 0%	0 / 0%
S	***	0 / 0%	0 / 0%	0 / 0%	0 / 0%	0 / 0%	0 / 0%	0 / 0%
-TC	\$456,851	0 / 0%	0 / 0%	0 / 0%	0 / 0%	0 / 0%	0 / 0%	0 / 0%
-I	0	0 / 0%	0 / 0%	0 / 0%	0 / 0%	0 / 0%	0 / 0%	0 / 0%
	\$69,600	\$37,958 / 7.21%	0 / 0%	0 / 0%	0 / 0%	\$37,958 / 7.21%	0 / 0%	0 / 0%

*** DOLLARS REPORTED BUT NOT SHOWN IN THESE COLUMNS. T=TREASURY, N=NON-TREASURY, S=SUBCONTRACTOR FUNDS & PROCUREMENT CARD HUB PURCHASES, TC=TERM CONTRACT, I= INTER GOVERNMENT



TEXAS HISTORICALLY UNDERUTILIZED BUSINESS (HUB) SEMI-ANNUAL REPORT RECEIVED FOR FISCAL YEAR 2024

SECTION VII - STATE AGENCY EXPENDITURE DATA

FUND TYPE	TOTAL EXPENDITURE	TOTAL SPENT WITH HUBS AMOUNT / %	BLACK AMOUNT / %	HISPANIC AMOUNT / %	WOMAN AMOUNT / %	ASIAN PACIFIC AMOUNT / %	NATIVE AMERICAN AMOUNT / %	SERVICE-DISABLED VETERAN AMOUNT / %
411 - TX COMMISSION OF FIRE PROTECTION - Statewide Grand Total Expenditures								
T	\$539,965	\$42,518 / 7.87%	0 / 0%	0 / 0%	\$4,560 / 0.84%	\$37,958 / 7.03%	0 / 0%	0 / 0%
N	0	0 / 0%	0 / 0%	0 / 0%	0 / 0%	0 / 0%	0 / 0%	0 / 0%
S	***	0 / 0%	0 / 0%	0 / 0%	0 / 0%	0 / 0%	0 / 0%	0 / 0%
-TC	\$460,239	0 / 0%	0 / 0%	0 / 0%	0 / 0%	0 / 0%	0 / 0%	0 / 0%
-I	0	0 / 0%	0 / 0%	0 / 0%	0 / 0%	0 / 0%	0 / 0%	0 / 0%
	\$79,725	\$42,518 / 7.87%	0 / 0%	0 / 0%	\$4,560 / 0.84%	\$37,958 / 7.03%	0 / 0%	0 / 0%

*** DOLLARS REPORTED BUT NOT SHOWN IN THESE COLUMNS. T=TREASURY, N=NON-TREASURY, S=SUBCONTRACTOR FUNDS & PROCUREMENT CARD HUB PURCHASES, TC=TERM CONTRACT, I= INTER GOVERNMENTAL



TEXAS HISTORICALLY UNDERUTILIZED BUSINESS (HUB) SEMI-ANNUAL REPORT RECEIVED FOR FISCAL YEAR 2024

SECTION VII - STATE AGENCY EXPENDITURE DATA

FUND TYPE	TOTAL EXPENDITURE	TOTAL SPENT WITH HUBS AMOUNT / %	BLACK AMOUNT / %	HISPANIC AMOUNT / %	WOMAN AMOUNT / %	ASIAN PACIFIC AMOUNT / %	NATIVE AMERICAN AMOUNT / %	SERVICE-DISABLED VETERAN AMOUNT / %
-----------	-------------------	----------------------------------	------------------	---------------------	------------------	--------------------------	----------------------------	-------------------------------------

448 - OFFICE OF INJURED EMPLOYEE COUNSEL - HEAVY CONSTRUCTION UNADJUSTED GOAL IS 11.2%

T	0	0 / 0%	0 / 0%	0 / 0%	0 / 0%	0 / 0%	0 / 0%	0 / 0%
N	0	0 / 0%	0 / 0%	0 / 0%	0 / 0%	0 / 0%	0 / 0%	0 / 0%
S	***	0 / 0%	0 / 0%	0 / 0%	0 / 0%	0 / 0%	0 / 0%	0 / 0%
-TC	0	0 / 0%	0 / 0%	0 / 0%	0 / 0%	0 / 0%	0 / 0%	0 / 0%
-I	0	0 / 0%	0 / 0%	0 / 0%	0 / 0%	0 / 0%	0 / 0%	0 / 0%
	0	0 / 0%	0 / 0%	0 / 0%	0 / 0%	0 / 0%	0 / 0%	0 / 0%

448 - OFFICE OF INJURED EMPLOYEE COUNSEL - BUILDING CONSTRUCTION UNADJUSTED GOAL IS 21.1%

T	0	0 / 0%	0 / 0%	0 / 0%	0 / 0%	0 / 0%	0 / 0%	0 / 0%
N	0	0 / 0%	0 / 0%	0 / 0%	0 / 0%	0 / 0%	0 / 0%	0 / 0%
S	***	0 / 0%	0 / 0%	0 / 0%	0 / 0%	0 / 0%	0 / 0%	0 / 0%
-TC	0	0 / 0%	0 / 0%	0 / 0%	0 / 0%	0 / 0%	0 / 0%	0 / 0%
-I	0	0 / 0%	0 / 0%	0 / 0%	0 / 0%	0 / 0%	0 / 0%	0 / 0%
	0	0 / 0%	0 / 0%	0 / 0%	0 / 0%	0 / 0%	0 / 0%	0 / 0%

448 - OFFICE OF INJURED EMPLOYEE COUNSEL - SPECIAL TRADE UNADJUSTED GOAL IS 32.9%

T	0	0 / 0%	0 / 0%	0 / 0%	0 / 0%	0 / 0%	0 / 0%	0 / 0%
N	0	0 / 0%	0 / 0%	0 / 0%	0 / 0%	0 / 0%	0 / 0%	0 / 0%
S	***	0 / 0%	0 / 0%	0 / 0%	0 / 0%	0 / 0%	0 / 0%	0 / 0%
-TC	0	0 / 0%	0 / 0%	0 / 0%	0 / 0%	0 / 0%	0 / 0%	0 / 0%
-I	0	0 / 0%	0 / 0%	0 / 0%	0 / 0%	0 / 0%	0 / 0%	0 / 0%
	0	0 / 0%	0 / 0%	0 / 0%	0 / 0%	0 / 0%	0 / 0%	0 / 0%

*** DOLLARS REPORTED BUT NOT SHOWN IN THESE COLUMNS. T=TREASURY, N=NON-TREASURY, S=SUBCONTRACTOR FUNDS & PROCUREMENT CARD HUB PURCHASES, TC=TERM CONTRACT, I= INTER GOVERNMENTAL



TEXAS HISTORICALLY UNDERUTILIZED BUSINESS (HUB) SEMI-ANNUAL REPORT RECEIVED FOR FISCAL YEAR 2024

SECTION VII - STATE AGENCY EXPENDITURE DATA

FUND TYPE	TOTAL EXPENDITURE	TOTAL SPENT WITH HUBS AMOUNT / %	BLACK AMOUNT / %	HISPANIC AMOUNT / %	WOMAN AMOUNT / %	ASIAN PACIFIC AMOUNT / %	NATIVE AMERICAN AMOUNT / %	SERVICE-DISABLED VETERAN AMOUNT / %
-----------	-------------------	----------------------------------	------------------	---------------------	------------------	--------------------------	----------------------------	-------------------------------------

448 - OFFICE OF INJURED EMPLOYEE COUNSEL - PROFESSIONAL SERVICES UNADJUSTED GOAL IS 23.7%

T	0	0 / 0%	0 / 0%	0 / 0%	0 / 0%	0 / 0%	0 / 0%	0 / 0%
N	0	0 / 0%	0 / 0%	0 / 0%	0 / 0%	0 / 0%	0 / 0%	0 / 0%
S	***	0 / 0%	0 / 0%	0 / 0%	0 / 0%	0 / 0%	0 / 0%	0 / 0%
-TC	0	0 / 0%	0 / 0%	0 / 0%	0 / 0%	0 / 0%	0 / 0%	0 / 0%
-I	0	0 / 0%	0 / 0%	0 / 0%	0 / 0%	0 / 0%	0 / 0%	0 / 0%
	0	0 / 0%	0 / 0%	0 / 0%	0 / 0%	0 / 0%	0 / 0%	0 / 0%

448 - OFFICE OF INJURED EMPLOYEE COUNSEL - OTHER SERVICES UNADJUSTED GOAL IS 26%

T	\$43,657	\$1,003 / 2.30%	0 / 0%	0 / 0%	\$1,003 / 2.30%	0 / 0%	0 / 0%	0 / 0%
N	0	0 / 0%	0 / 0%	0 / 0%	0 / 0%	0 / 0%	0 / 0%	0 / 0%
S	***	0 / 0%	0 / 0%	0 / 0%	0 / 0%	0 / 0%	0 / 0%	0 / 0%
-TC	\$189	\$189 / 100.00%	0 / 0%	0 / 0%	\$189 / 100.00%	0 / 0%	0 / 0%	0 / 0%
-I	0	0 / 0%	0 / 0%	0 / 0%	0 / 0%	0 / 0%	0 / 0%	0 / 0%
	\$43,468	\$814 / 102.30%	0 / 0%	0 / 0%	\$814 / 102.30%	0 / 0%	0 / 0%	0 / 0%

448 - OFFICE OF INJURED EMPLOYEE COUNSEL - COMMODITY PURCHASING UNADJUSTED GOAL IS 21.1%

T	\$22,174	\$3,988 / 17.99%	0 / 0%	0 / 0%	\$1,723 / 7.77%	\$2,265 / 10.22%	0 / 0%	0 / 0%
N	0	0 / 0%	0 / 0%	0 / 0%	0 / 0%	0 / 0%	0 / 0%	0 / 0%
S	***	0 / 0%	0 / 0%	0 / 0%	0 / 0%	0 / 0%	0 / 0%	0 / 0%
-TC	\$35	0 / 0%	0 / 0%	0 / 0%	0 / 0%	0 / 0%	0 / 0%	0 / 0%
-I	0	0 / 0%	0 / 0%	0 / 0%	0 / 0%	0 / 0%	0 / 0%	0 / 0%
	\$22,139	\$3,988 / 17.99%	0 / 0%	0 / 0%	\$1,723 / 7.77%	\$2,265 / 10.22%	0 / 0%	0 / 0%

*** DOLLARS REPORTED BUT NOT SHOWN IN THESE COLUMNS. T=TREASURY, N=NON-TREASURY, S=SUBCONTRACTOR FUNDS & PROCUREMENT CARD HUB PURCHASES, TC=TERM CONTRACT, I= INTER GOVERNMENT



TEXAS HISTORICALLY UNDERUTILIZED BUSINESS (HUB) SEMI-ANNUAL REPORT RECEIVED FOR FISCAL YEAR 2024

SECTION VII - STATE AGENCY EXPENDITURE DATA

FUND TYPE	TOTAL EXPENDITURE	TOTAL SPENT WITH HUBS AMOUNT / %	BLACK AMOUNT / %	HISPANIC AMOUNT / %	WOMAN AMOUNT / %	ASIAN PACIFIC AMOUNT / %	NATIVE AMERICAN AMOUNT / %	SERVICE-DISABLED VETERAN AMOUNT / %
448 - OFFICE OF INJURED EMPLOYEE COUNSEL - Statewide Grand Total Expenditures								
T	\$65,831	\$4,991 / 7.58%	0 / 0%	0 / 0%	\$2,726 / 4.14%	\$2,265 / 3.44%	0 / 0%	0 / 0%
N	0	0 / 0%	0 / 0%	0 / 0%	0 / 0%	0 / 0%	0 / 0%	0 / 0%
S	***	0 / 0%	0 / 0%	0 / 0%	0 / 0%	0 / 0%	0 / 0%	0 / 0%
-TC	\$224	\$189 / 84.56%	0 / 0%	0 / 0%	\$189 / 84.56%	0 / 0%	0 / 0%	0 / 0%
-I	0	0 / 0%	0 / 0%	0 / 0%	0 / 0%	0 / 0%	0 / 0%	0 / 0%
	\$65,607	\$4,802 / 92.15%	0 / 0%	0 / 0%	\$2,537 / 88.70%	\$2,265 / 3.44%	0 / 0%	0 / 0%

*** DOLLARS REPORTED BUT NOT SHOWN IN THESE COLUMNS. T=TREASURY, N=NON-TREASURY, S=SUBCONTRACTOR FUNDS & PROCUREMENT CARD HUB PURCHASES, TC=TERM CONTRACT, I= INTER GOVERNMENTAL



TEXAS HISTORICALLY UNDERUTILIZED BUSINESS (HUB) SEMI-ANNUAL REPORT RECEIVED FOR FISCAL YEAR 2024

SECTION VII - STATE AGENCY EXPENDITURE DATA

FUND TYPE	TOTAL EXPENDITURE	TOTAL SPENT WITH HUBS AMOUNT / %	BLACK AMOUNT / %	HISPANIC AMOUNT / %	WOMAN AMOUNT / %	ASIAN PACIFIC AMOUNT / %	NATIVE AMERICAN AMOUNT / %	SERVICE-DISABLED VETERAN AMOUNT / %
#MULTIVALUE								
T	0	0 / 0%	0 / 0%	0 / 0%	0 / 0%	0 / 0%	0 / 0%	0 / 0%
N	0	0 / 0%	0 / 0%	0 / 0%	0 / 0%	0 / 0%	0 / 0%	0 / 0%
S	***	0 / 0%	0 / 0%	0 / 0%	0 / 0%	0 / 0%	0 / 0%	0 / 0%
-TC	0	0 / 0%	0 / 0%	0 / 0%	0 / 0%	0 / 0%	0 / 0%	0 / 0%
-I	0	0 / 0%	0 / 0%	0 / 0%	0 / 0%	0 / 0%	0 / 0%	0 / 0%
	0	0 / 0%	0 / 0%	0 / 0%	0 / 0%	0 / 0%	0 / 0%	0 / 0%

#MULTIVALUE								
T	0	0 / 0%	0 / 0%	0 / 0%	0 / 0%	0 / 0%	0 / 0%	0 / 0%
N	0	0 / 0%	0 / 0%	0 / 0%	0 / 0%	0 / 0%	0 / 0%	0 / 0%
S	***	0 / 0%	0 / 0%	0 / 0%	0 / 0%	0 / 0%	0 / 0%	0 / 0%
-TC	0	0 / 0%	0 / 0%	0 / 0%	0 / 0%	0 / 0%	0 / 0%	0 / 0%
-I	0	0 / 0%	0 / 0%	0 / 0%	0 / 0%	0 / 0%	0 / 0%	0 / 0%
	0	0 / 0%	0 / 0%	0 / 0%	0 / 0%	0 / 0%	0 / 0%	0 / 0%

#MULTIVALUE								
T	0	0 / 0%	0 / 0%	0 / 0%	0 / 0%	0 / 0%	0 / 0%	0 / 0%
N	0	0 / 0%	0 / 0%	0 / 0%	0 / 0%	0 / 0%	0 / 0%	0 / 0%
S	***	0 / 0%	0 / 0%	0 / 0%	0 / 0%	0 / 0%	0 / 0%	0 / 0%
-TC	0	0 / 0%	0 / 0%	0 / 0%	0 / 0%	0 / 0%	0 / 0%	0 / 0%
-I	0	0 / 0%	0 / 0%	0 / 0%	0 / 0%	0 / 0%	0 / 0%	0 / 0%
	0	0 / 0%	0 / 0%	0 / 0%	0 / 0%	0 / 0%	0 / 0%	0 / 0%

*** DOLLARS REPORTED BUT NOT SHOWN IN THESE COLUMNS. T=TREASURY, N=NON-TREASURY, S=SUBCONTRACTOR FUNDS & PROCUREMENT CARD HUB PURCHASES, TC=TERM CONTRACT, I= INTER GOVERNMENTAL



TEXAS HISTORICALLY UNDERUTILIZED BUSINESS (HUB) SEMI-ANNUAL REPORT RECEIVED FOR FISCAL YEAR 2024

SECTION VII - STATE AGENCY EXPENDITURE DATA

FUND TYPE	TOTAL EXPENDITURE	TOTAL SPENT WITH HUBS AMOUNT / %	BLACK AMOUNT / %	HISPANIC AMOUNT / %	WOMAN AMOUNT / %	ASIAN PACIFIC AMOUNT / %	NATIVE AMERICAN AMOUNT / %	SERVICE-DISABLED VETERAN AMOUNT / %
#MULTIVALUE								
T	\$14,800	\$14,800 / 100.00%	0 / 0%	\$14,800 / 100.00%	0 / 0%	0 / 0%	0 / 0%	0 / 0%
N	0	0 / 0%	0 / 0%	0 / 0%	0 / 0%	0 / 0%	0 / 0%	0 / 0%
S	***	0 / 0%	0 / 0%	0 / 0%	0 / 0%	0 / 0%	0 / 0%	0 / 0%
-TC	0	0 / 0%	0 / 0%	0 / 0%	0 / 0%	0 / 0%	0 / 0%	0 / 0%
-I	0	0 / 0%	0 / 0%	0 / 0%	0 / 0%	0 / 0%	0 / 0%	0 / 0%
	\$14,800	\$14,800 / 100.00%	0 / 0%	\$14,800 / 100.00%	0 / 0%	0 / 0%	0 / 0%	0 / 0%

#MULTIVALUE								
T	\$118,820	\$32,798 / 27.60%	0 / 0%	\$2,061 / 1.73%	\$30,737 / 25.87%	0 / 0%	0 / 0%	0 / 0%
N	0	0 / 0%	0 / 0%	0 / 0%	0 / 0%	0 / 0%	0 / 0%	0 / 0%
S	***	0 / 0%	0 / 0%	0 / 0%	0 / 0%	0 / 0%	0 / 0%	0 / 0%
-TC	\$428	0 / 0%	0 / 0%	0 / 0%	0 / 0%	0 / 0%	0 / 0%	0 / 0%
-I	0	0 / 0%	0 / 0%	0 / 0%	0 / 0%	0 / 0%	0 / 0%	0 / 0%
	\$118,393	\$32,798 / 27.60%	0 / 0%	\$2,061 / 1.73%	\$30,737 / 25.87%	0 / 0%	0 / 0%	0 / 0%

#MULTIVALUE								
T	\$17,170	\$24 / 0.14%	0 / 0%	0 / 0%	\$24 / 0.14%	0 / 0%	0 / 0%	0 / 0%
N	0	0 / 0%	0 / 0%	0 / 0%	0 / 0%	0 / 0%	0 / 0%	0 / 0%
S	***	0 / 0%	0 / 0%	0 / 0%	0 / 0%	0 / 0%	0 / 0%	0 / 0%
-TC	\$357	0 / 0%	0 / 0%	0 / 0%	0 / 0%	0 / 0%	0 / 0%	0 / 0%
-I	0	0 / 0%	0 / 0%	0 / 0%	0 / 0%	0 / 0%	0 / 0%	0 / 0%
	\$16,814	\$24 / 0.14%	0 / 0%	0 / 0%	\$24 / 0.14%	0 / 0%	0 / 0%	0 / 0%

*** DOLLARS REPORTED BUT NOT SHOWN IN THESE COLUMNS. T=TREASURY, N=NON-TREASURY, S=SUBCONTRACTOR FUNDS & PROCUREMENT CARD HUB PURCHASES, TC=TERM CONTRACT, I= INTER GOVERNMENTAL



TEXAS HISTORICALLY UNDERUTILIZED BUSINESS (HUB) SEMI-ANNUAL REPORT RECEIVED FOR FISCAL YEAR 2024

SECTION VII - STATE AGENCY EXPENDITURE DATA

FUND TYPE	TOTAL EXPENDITURE	TOTAL SPENT WITH HUBS AMOUNT / %	BLACK AMOUNT / %	HISPANIC AMOUNT / %	WOMAN AMOUNT / %	ASIAN PACIFIC AMOUNT / %	NATIVE AMERICAN AMOUNT / %	SERVICE-DISABLED VETERAN AMOUNT / %
#MULTIVALUE								
T	\$150,791	\$47,622 / 31.58%	0 / 0%	\$16,861 / 11.18%	\$30,761 / 20.40%	0 / 0%	0 / 0%	0 / 0%
N	0	0 / 0%	0 / 0%	0 / 0%	0 / 0%	0 / 0%	0 / 0%	0 / 0%
S	***	0 / 0%	0 / 0%	0 / 0%	0 / 0%	0 / 0%	0 / 0%	0 / 0%
-TC	\$784	0 / 0%	0 / 0%	0 / 0%	0 / 0%	0 / 0%	0 / 0%	0 / 0%
-I	0	0 / 0%	0 / 0%	0 / 0%	0 / 0%	0 / 0%	0 / 0%	0 / 0%
	\$150,006	\$47,622 / 31.58%	0 / 0%	\$16,861 / 11.18%	\$30,761 / 20.40%	0 / 0%	0 / 0%	0 / 0%

*** DOLLARS REPORTED BUT NOT SHOWN IN THESE COLUMNS. T=TREASURY, N=NON-TREASURY, S=SUBCONTRACTOR FUNDS & PROCUREMENT CARD HUB PURCHASES, TC=TERM CONTRACT, I= INTER GOVERNMENTAL



TEXAS HISTORICALLY UNDERUTILIZED BUSINESS (HUB) SEMI-ANNUAL REPORT RECEIVED FOR FISCAL YEAR 2024

SECTION VII - STATE AGENCY EXPENDITURE DATA

FUND TYPE	TOTAL EXPENDITURE	TOTAL SPENT WITH HUBS AMOUNT / %	BLACK AMOUNT / %	HISPANIC AMOUNT / %	WOMAN AMOUNT / %	ASIAN PACIFIC AMOUNT / %	NATIVE AMERICAN AMOUNT / %	SERVICE-DISABLED VETERAN AMOUNT / %
-----------	-------------------	----------------------------------	------------------	---------------------	------------------	--------------------------	----------------------------	-------------------------------------

451 - DEPARTMENT OF BANKING - HEAVY CONSTRUCTION UNADJUSTED GOAL IS 11.2%

T	0	0 / 0%	0 / 0%	0 / 0%	0 / 0%	0 / 0%	0 / 0%	0 / 0%
N	0	0 / 0%	0 / 0%	0 / 0%	0 / 0%	0 / 0%	0 / 0%	0 / 0%
S	***	0 / 0%	0 / 0%	0 / 0%	0 / 0%	0 / 0%	0 / 0%	0 / 0%
-TC	0	0 / 0%	0 / 0%	0 / 0%	0 / 0%	0 / 0%	0 / 0%	0 / 0%
-I	0	0 / 0%	0 / 0%	0 / 0%	0 / 0%	0 / 0%	0 / 0%	0 / 0%
	0	0 / 0%	0 / 0%	0 / 0%	0 / 0%	0 / 0%	0 / 0%	0 / 0%

451 - DEPARTMENT OF BANKING - BUILDING CONSTRUCTION UNADJUSTED GOAL IS 21.1%

T	0	0 / 0%	0 / 0%	0 / 0%	0 / 0%	0 / 0%	0 / 0%	0 / 0%
N	0	0 / 0%	0 / 0%	0 / 0%	0 / 0%	0 / 0%	0 / 0%	0 / 0%
S	***	0 / 0%	0 / 0%	0 / 0%	0 / 0%	0 / 0%	0 / 0%	0 / 0%
-TC	0	0 / 0%	0 / 0%	0 / 0%	0 / 0%	0 / 0%	0 / 0%	0 / 0%
-I	0	0 / 0%	0 / 0%	0 / 0%	0 / 0%	0 / 0%	0 / 0%	0 / 0%
	0	0 / 0%	0 / 0%	0 / 0%	0 / 0%	0 / 0%	0 / 0%	0 / 0%

451 - DEPARTMENT OF BANKING - SPECIAL TRADE UNADJUSTED GOAL IS 32.9%

T	\$13,232	\$1,048 / 7.92%	0 / 0%	0 / 0%	\$1,048 / 7.92%	0 / 0%	0 / 0%	0 / 0%
N	0	0 / 0%	0 / 0%	0 / 0%	0 / 0%	0 / 0%	0 / 0%	0 / 0%
S	***	0 / 0%	0 / 0%	0 / 0%	0 / 0%	0 / 0%	0 / 0%	0 / 0%
-TC	0	0 / 0%	0 / 0%	0 / 0%	0 / 0%	0 / 0%	0 / 0%	0 / 0%
-I	0	0 / 0%	0 / 0%	0 / 0%	0 / 0%	0 / 0%	0 / 0%	0 / 0%
	\$13,232	\$1,048 / 7.92%	0 / 0%	0 / 0%	\$1,048 / 7.92%	0 / 0%	0 / 0%	0 / 0%

*** DOLLARS REPORTED BUT NOT SHOWN IN THESE COLUMNS. T=TREASURY, N=NON-TREASURY, S=SUBCONTRACTOR FUNDS & PROCUREMENT CARD HUB PURCHASES, TC=TERM CONTRACT, I= INTER GOVERNMENT



TEXAS HISTORICALLY UNDERUTILIZED BUSINESS (HUB) SEMI-ANNUAL REPORT RECEIVED FOR FISCAL YEAR 2024

SECTION VII - STATE AGENCY EXPENDITURE DATA

FUND TYPE	TOTAL EXPENDITURE	TOTAL SPENT WITH HUBS AMOUNT / %	BLACK AMOUNT / %	HISPANIC AMOUNT / %	WOMAN AMOUNT / %	ASIAN PACIFIC AMOUNT / %	NATIVE AMERICAN AMOUNT / %	SERVICE-DISABLED VETERAN AMOUNT / %
-----------	-------------------	----------------------------------	------------------	---------------------	------------------	--------------------------	----------------------------	-------------------------------------

451 - DEPARTMENT OF BANKING - PROFESSIONAL SERVICES UNADJUSTED GOAL IS 23.7%

T	\$14,680	\$11,480 / 78.20%	0 / 0%	\$11,480 / 78.20%	0 / 0%	0 / 0%	0 / 0%	0 / 0%
N	0	0 / 0%	0 / 0%	0 / 0%	0 / 0%	0 / 0%	0 / 0%	0 / 0%
S	***	0 / 0%	0 / 0%	0 / 0%	0 / 0%	0 / 0%	0 / 0%	0 / 0%
-TC	0	0 / 0%	0 / 0%	0 / 0%	0 / 0%	0 / 0%	0 / 0%	0 / 0%
-I	0	0 / 0%	0 / 0%	0 / 0%	0 / 0%	0 / 0%	0 / 0%	0 / 0%
	\$14,680	\$11,480 / 78.20%	0 / 0%	\$11,480 / 78.20%	0 / 0%	0 / 0%	0 / 0%	0 / 0%

451 - DEPARTMENT OF BANKING - OTHER SERVICES UNADJUSTED GOAL IS 26%

T	\$416,715	\$16,945 / 4.07%	0 / 0%	\$4,747 / 1.14%	\$1,003 / 0.24%	\$11,195 / 2.69%	0 / 0%	0 / 0%
N	0	0 / 0%	0 / 0%	0 / 0%	0 / 0%	0 / 0%	0 / 0%	0 / 0%
S	***	0 / 0%	0 / 0%	0 / 0%	0 / 0%	0 / 0%	0 / 0%	0 / 0%
-TC	\$32	\$32 / 100.00%	0 / 0%	0 / 0%	\$32 / 100.00%	0 / 0%	0 / 0%	0 / 0%
-I	0	0 / 0%	0 / 0%	0 / 0%	0 / 0%	0 / 0%	0 / 0%	0 / 0%
	\$416,684	\$16,913 / 104.07%	0 / 0%	\$4,747 / 1.14%	\$971 / 100.24%	\$11,195 / 2.69%	0 / 0%	0 / 0%

451 - DEPARTMENT OF BANKING - COMMODITY PURCHASING UNADJUSTED GOAL IS 21.1%

T	\$250,933	\$123,348 / 49.16%	0 / 0%	0 / 0%	\$28,894 / 11.51%	\$94,454 / 37.64%	0 / 0%	0 / 0%
N	0	0 / 0%	0 / 0%	0 / 0%	0 / 0%	0 / 0%	0 / 0%	0 / 0%
S	***	0 / 0%	0 / 0%	0 / 0%	0 / 0%	0 / 0%	0 / 0%	0 / 0%
-TC	\$286	0 / 0%	0 / 0%	0 / 0%	0 / 0%	0 / 0%	0 / 0%	0 / 0%
-I	0	0 / 0%	0 / 0%	0 / 0%	0 / 0%	0 / 0%	0 / 0%	0 / 0%
	\$250,647	\$123,348 / 49.16%	0 / 0%	0 / 0%	\$28,894 / 11.51%	\$94,454 / 37.64%	0 / 0%	0 / 0%

*** DOLLARS REPORTED BUT NOT SHOWN IN THESE COLUMNS. T=TREASURY, N=NON-TREASURY, S=SUBCONTRACTOR FUNDS & PROCUREMENT CARD HUB PURCHASES, TC=TERM CONTRACT, I= INTER GOVERNMENTAL



TEXAS HISTORICALLY UNDERUTILIZED BUSINESS (HUB) SEMI-ANNUAL REPORT RECEIVED FOR FISCAL YEAR 2024

SECTION VII - STATE AGENCY EXPENDITURE DATA

FUND TYPE	TOTAL EXPENDITURE	TOTAL SPENT WITH HUBS AMOUNT / %	BLACK AMOUNT / %	HISPANIC AMOUNT / %	WOMAN AMOUNT / %	ASIAN PACIFIC AMOUNT / %	NATIVE AMERICAN AMOUNT / %	SERVICE-DISABLED VETERAN AMOUNT / %
451 - DEPARTMENT OF BANKING - Statewide Grand Total Expenditures								
T	\$695,559	\$152,821 / 21.97%	0 / 0%	\$16,227 / 2.33%	\$30,945 / 4.45%	\$105,649 / 15.19%	0 / 0%	0 / 0%
N	0	0 / 0%	0 / 0%	0 / 0%	0 / 0%	0 / 0%	0 / 0%	0 / 0%
S	***	0 / 0%	0 / 0%	0 / 0%	0 / 0%	0 / 0%	0 / 0%	0 / 0%
-TC	\$317	\$32 / 9.93%	0 / 0%	0 / 0%	\$32 / 9.93%	0 / 0%	0 / 0%	0 / 0%
-I	0	0 / 0%	0 / 0%	0 / 0%	0 / 0%	0 / 0%	0 / 0%	0 / 0%
	\$695,242	\$152,789 / 31.90%	0 / 0%	\$16,227 / 2.33%	\$30,913 / 14.38%	\$105,649 / 15.19%	0 / 0%	0 / 0%

*** DOLLARS REPORTED BUT NOT SHOWN IN THESE COLUMNS. T=TREASURY, N=NON-TREASURY, S=SUBCONTRACTOR FUNDS & PROCUREMENT CARD HUB PURCHASES, TC=TERM CONTRACT, I= INTER GOVERNMENTAL



TEXAS HISTORICALLY UNDERUTILIZED BUSINESS (HUB) SEMI-ANNUAL REPORT RECEIVED FOR FISCAL YEAR 2024

SECTION VII - STATE AGENCY EXPENDITURE DATA

FUND TYPE	TOTAL EXPENDITURE	TOTAL SPENT WITH HUBS AMOUNT / %	BLACK AMOUNT / %	HISPANIC AMOUNT / %	WOMAN AMOUNT / %	ASIAN PACIFIC AMOUNT / %	NATIVE AMERICAN AMOUNT / %	SERVICE-DISABLED VETERAN AMOUNT / %
-----------	-------------------	----------------------------------	------------------	---------------------	------------------	--------------------------	----------------------------	-------------------------------------

#MULTIVALUE

T	0	0 / 0%	0 / 0%	0 / 0%	0 / 0%	0 / 0%	0 / 0%	0 / 0%
N	0	0 / 0%	0 / 0%	0 / 0%	0 / 0%	0 / 0%	0 / 0%	0 / 0%
S	***	0 / 0%	0 / 0%	0 / 0%	0 / 0%	0 / 0%	0 / 0%	0 / 0%
-TC	0	0 / 0%	0 / 0%	0 / 0%	0 / 0%	0 / 0%	0 / 0%	0 / 0%
-I	0	0 / 0%	0 / 0%	0 / 0%	0 / 0%	0 / 0%	0 / 0%	0 / 0%
	0	0 / 0%	0 / 0%	0 / 0%	0 / 0%	0 / 0%	0 / 0%	0 / 0%

#MULTIVALUE

T	0	0 / 0%	0 / 0%	0 / 0%	0 / 0%	0 / 0%	0 / 0%	0 / 0%
N	0	0 / 0%	0 / 0%	0 / 0%	0 / 0%	0 / 0%	0 / 0%	0 / 0%
S	***	0 / 0%	0 / 0%	0 / 0%	0 / 0%	0 / 0%	0 / 0%	0 / 0%
-TC	0	0 / 0%	0 / 0%	0 / 0%	0 / 0%	0 / 0%	0 / 0%	0 / 0%
-I	0	0 / 0%	0 / 0%	0 / 0%	0 / 0%	0 / 0%	0 / 0%	0 / 0%
	0	0 / 0%	0 / 0%	0 / 0%	0 / 0%	0 / 0%	0 / 0%	0 / 0%

#MULTIVALUE

T	\$38,342	\$27,920 / 72.82%	0 / 0%	0 / 0%	\$27,920 / 72.82%	0 / 0%	0 / 0%	0 / 0%
N	0	0 / 0%	0 / 0%	0 / 0%	0 / 0%	0 / 0%	0 / 0%	0 / 0%
S	***	0 / 0%	0 / 0%	0 / 0%	0 / 0%	0 / 0%	0 / 0%	0 / 0%
-TC	0	0 / 0%	0 / 0%	0 / 0%	0 / 0%	0 / 0%	0 / 0%	0 / 0%
-I	0	0 / 0%	0 / 0%	0 / 0%	0 / 0%	0 / 0%	0 / 0%	0 / 0%
	\$38,342	\$27,920 / 72.82%	0 / 0%	0 / 0%	\$27,920 / 72.82%	0 / 0%	0 / 0%	0 / 0%

*** DOLLARS REPORTED BUT NOT SHOWN IN THESE COLUMNS. T=TREASURY, N=NON-TREASURY, S=SUBCONTRACTOR FUNDS & PROCUREMENT CARD HUB PURCHASES, TC=TERM CONTRACT, I= INTER GOVERNMENT



TEXAS HISTORICALLY UNDERUTILIZED BUSINESS (HUB) SEMI-ANNUAL REPORT RECEIVED FOR FISCAL YEAR 2024

SECTION VII - STATE AGENCY EXPENDITURE DATA

FUND TYPE	TOTAL EXPENDITURE	TOTAL SPENT WITH HUBS AMOUNT / %	BLACK AMOUNT / %	HISPANIC AMOUNT / %	WOMAN AMOUNT / %	ASIAN PACIFIC AMOUNT / %	NATIVE AMERICAN AMOUNT / %	SERVICE-DISABLED VETERAN AMOUNT / %
#MULTIVALUE								
T	\$19,630	0 / 0%	0 / 0%	0 / 0%	0 / 0%	0 / 0%	0 / 0%	0 / 0%
N	0	0 / 0%	0 / 0%	0 / 0%	0 / 0%	0 / 0%	0 / 0%	0 / 0%
S	***	0 / 0%	0 / 0%	0 / 0%	0 / 0%	0 / 0%	0 / 0%	0 / 0%
-TC	0	0 / 0%	0 / 0%	0 / 0%	0 / 0%	0 / 0%	0 / 0%	0 / 0%
-I	0	0 / 0%	0 / 0%	0 / 0%	0 / 0%	0 / 0%	0 / 0%	0 / 0%
	\$19,630	0 / 0%	0 / 0%	0 / 0%	0 / 0%	0 / 0%	0 / 0%	0 / 0%

#MULTIVALUE								
T	\$3,033,265	\$193,019 / 6.36%	\$280 / 0.01%	\$36,310 / 1.20%	\$51,149 / 1.69%	\$105,279 / 3.47%	0 / 0%	0 / 0%
N	0	0 / 0%	0 / 0%	0 / 0%	0 / 0%	0 / 0%	0 / 0%	0 / 0%
S	***	0 / 0%	0 / 0%	0 / 0%	0 / 0%	0 / 0%	0 / 0%	0 / 0%
-TC	\$12,013	\$3,722 / 30.98%	0 / 0%	0 / 0%	\$3,722 / 30.98%	0 / 0%	0 / 0%	0 / 0%
-I	0	0 / 0%	0 / 0%	0 / 0%	0 / 0%	0 / 0%	0 / 0%	0 / 0%
	\$3,021,252	\$189,296 / 37.35%	\$280 / 0.01%	\$36,310 / 1.20%	\$47,427 / 32.67%	\$105,279 / 3.47%	0 / 0%	0 / 0%

#MULTIVALUE								
T	\$592,574	\$98,377 / 16.60%	\$4,118 / 0.69%	\$495 / 0.08%	\$37,028 / 6.25%	\$56,736 / 9.57%	0 / 0%	0 / 0%
N	0	0 / 0%	0 / 0%	0 / 0%	0 / 0%	0 / 0%	0 / 0%	0 / 0%
S	***	0 / 0%	0 / 0%	0 / 0%	0 / 0%	0 / 0%	0 / 0%	0 / 0%
-TC	\$178,788	0 / 0%	0 / 0%	0 / 0%	0 / 0%	0 / 0%	0 / 0%	0 / 0%
-I	0	0 / 0%	0 / 0%	0 / 0%	0 / 0%	0 / 0%	0 / 0%	0 / 0%
	\$413,786	\$98,377 / 16.60%	\$4,118 / 0.69%	\$495 / 0.08%	\$37,028 / 6.25%	\$56,736 / 9.57%	0 / 0%	0 / 0%

*** DOLLARS REPORTED BUT NOT SHOWN IN THESE COLUMNS. T=TREASURY, N=NON-TREASURY, S=SUBCONTRACTOR FUNDS & PROCUREMENT CARD HUB PURCHASES, TC=TERM CONTRACT, I= INTER GOVERNMENTAL



TEXAS HISTORICALLY UNDERUTILIZED BUSINESS (HUB) SEMI-ANNUAL REPORT RECEIVED FOR FISCAL YEAR 2024

SECTION VII - STATE AGENCY EXPENDITURE DATA

FUND TYPE	TOTAL EXPENDITURE	TOTAL SPENT WITH HUBS AMOUNT / %	BLACK AMOUNT / %	HISPANIC AMOUNT / %	WOMAN AMOUNT / %	ASIAN PACIFIC AMOUNT / %	NATIVE AMERICAN AMOUNT / %	SERVICE-DISABLED VETERAN AMOUNT / %
#MULTIVALUE								
T	\$3,683,811	\$319,316 / 8.67%	\$4,398 / 0.12%	\$36,805 / 1.00%	\$116,097 / 3.15%	\$162,015 / 4.40%	0 / 0%	0 / 0%
N	0	0 / 0%	0 / 0%	0 / 0%	0 / 0%	0 / 0%	0 / 0%	0 / 0%
S	***	0 / 0%	0 / 0%	0 / 0%	0 / 0%	0 / 0%	0 / 0%	0 / 0%
-TC	\$190,801	\$3,722 / 1.95%	0 / 0%	0 / 0%	\$3,722 / 1.95%	0 / 0%	0 / 0%	0 / 0%
-I	0	0 / 0%	0 / 0%	0 / 0%	0 / 0%	0 / 0%	0 / 0%	0 / 0%
	\$3,493,010	\$315,594 / 10.62%	\$4,398 / 0.12%	\$36,805 / 1.00%	\$112,375 / 5.10%	\$162,015 / 4.40%	0 / 0%	0 / 0%

*** DOLLARS REPORTED BUT NOT SHOWN IN THESE COLUMNS. T=TREASURY, N=NON-TREASURY, S=SUBCONTRACTOR FUNDS & PROCUREMENT CARD HUB PURCHASES, TC=TERM CONTRACT, I= INTER GOVERNMENTAL



TEXAS HISTORICALLY UNDERUTILIZED BUSINESS (HUB) SEMI-ANNUAL REPORT RECEIVED FOR FISCAL YEAR 2024

SECTION VII - STATE AGENCY EXPENDITURE DATA

FUND TYPE	TOTAL EXPENDITURE	TOTAL SPENT WITH HUBS AMOUNT / %	BLACK AMOUNT / %	HISPANIC AMOUNT / %	WOMAN AMOUNT / %	ASIAN PACIFIC AMOUNT / %	NATIVE AMERICAN AMOUNT / %	SERVICE-DISABLED VETERAN AMOUNT / %
-----------	-------------------	----------------------------------	------------------	---------------------	------------------	--------------------------	----------------------------	-------------------------------------

454 - TEXAS DEPARTMENT OF INSURANCE - HEAVY CONSTRUCTION UNADJUSTED GOAL IS 11.2%

T	0	0 / 0%	0 / 0%	0 / 0%	0 / 0%	0 / 0%	0 / 0%	0 / 0%
N	0	0 / 0%	0 / 0%	0 / 0%	0 / 0%	0 / 0%	0 / 0%	0 / 0%
S	***	0 / 0%	0 / 0%	0 / 0%	0 / 0%	0 / 0%	0 / 0%	0 / 0%
-TC	0	0 / 0%	0 / 0%	0 / 0%	0 / 0%	0 / 0%	0 / 0%	0 / 0%
-I	0	0 / 0%	0 / 0%	0 / 0%	0 / 0%	0 / 0%	0 / 0%	0 / 0%
	0	0 / 0%	0 / 0%	0 / 0%	0 / 0%	0 / 0%	0 / 0%	0 / 0%

454 - TEXAS DEPARTMENT OF INSURANCE - BUILDING CONSTRUCTION UNADJUSTED GOAL IS 21.1%

T	0	0 / 0%	0 / 0%	0 / 0%	0 / 0%	0 / 0%	0 / 0%	0 / 0%
N	0	0 / 0%	0 / 0%	0 / 0%	0 / 0%	0 / 0%	0 / 0%	0 / 0%
S	***	0 / 0%	0 / 0%	0 / 0%	0 / 0%	0 / 0%	0 / 0%	0 / 0%
-TC	0	0 / 0%	0 / 0%	0 / 0%	0 / 0%	0 / 0%	0 / 0%	0 / 0%
-I	0	0 / 0%	0 / 0%	0 / 0%	0 / 0%	0 / 0%	0 / 0%	0 / 0%
	0	0 / 0%	0 / 0%	0 / 0%	0 / 0%	0 / 0%	0 / 0%	0 / 0%

454 - TEXAS DEPARTMENT OF INSURANCE - SPECIAL TRADE UNADJUSTED GOAL IS 32.9%

T	\$4,900	0 / 0%	0 / 0%	0 / 0%	0 / 0%	0 / 0%	0 / 0%	0 / 0%
N	0	0 / 0%	0 / 0%	0 / 0%	0 / 0%	0 / 0%	0 / 0%	0 / 0%
S	***	0 / 0%	0 / 0%	0 / 0%	0 / 0%	0 / 0%	0 / 0%	0 / 0%
-TC	0	0 / 0%	0 / 0%	0 / 0%	0 / 0%	0 / 0%	0 / 0%	0 / 0%
-I	0	0 / 0%	0 / 0%	0 / 0%	0 / 0%	0 / 0%	0 / 0%	0 / 0%
	\$4,900	0 / 0%	0 / 0%	0 / 0%	0 / 0%	0 / 0%	0 / 0%	0 / 0%

*** DOLLARS REPORTED BUT NOT SHOWN IN THESE COLUMNS. T=TREASURY, N=NON-TREASURY, S=SUBCONTRACTOR FUNDS & PROCUREMENT CARD HUB PURCHASES, TC=TERM CONTRACT, I= INTER GOVERNMENT



TEXAS HISTORICALLY UNDERUTILIZED BUSINESS (HUB) SEMI-ANNUAL REPORT RECEIVED FOR FISCAL YEAR 2024

SECTION VII - STATE AGENCY EXPENDITURE DATA

FUND TYPE	TOTAL EXPENDITURE	TOTAL SPENT WITH HUBS AMOUNT / %	BLACK AMOUNT / %	HISPANIC AMOUNT / %	WOMAN AMOUNT / %	ASIAN PACIFIC AMOUNT / %	NATIVE AMERICAN AMOUNT / %	SERVICE-DISABLED VETERAN AMOUNT / %
454 - TEXAS DEPARTMENT OF INSURANCE - PROFESSIONAL SERVICES UNADJUSTED GOAL IS 23.7%								
T	\$153,005	0 / 0%	0 / 0%	0 / 0%	0 / 0%	0 / 0%	0 / 0%	0 / 0%
N	0	0 / 0%	0 / 0%	0 / 0%	0 / 0%	0 / 0%	0 / 0%	0 / 0%
S	***	0 / 0%	0 / 0%	0 / 0%	0 / 0%	0 / 0%	0 / 0%	0 / 0%
-TC	0	0 / 0%	0 / 0%	0 / 0%	0 / 0%	0 / 0%	0 / 0%	0 / 0%
-I	0	0 / 0%	0 / 0%	0 / 0%	0 / 0%	0 / 0%	0 / 0%	0 / 0%
	\$153,005	0 / 0%	0 / 0%	0 / 0%	0 / 0%	0 / 0%	0 / 0%	0 / 0%
454 - TEXAS DEPARTMENT OF INSURANCE - OTHER SERVICES UNADJUSTED GOAL IS 26%								
T	\$3,506,022	\$1,402,277 / 40.00%	\$7,113 / 0.20%	\$167,895 / 4.79%	\$405,367 / 11.56%	\$816,170 / 23.28%	\$5,732 / 0.16%	0 / 0%
N	0	0 / 0%	0 / 0%	0 / 0%	0 / 0%	0 / 0%	0 / 0%	0 / 0%
S	***	0 / 0%	0 / 0%	0 / 0%	0 / 0%	0 / 0%	0 / 0%	0 / 0%
-TC	\$15,205	0 / 0%	0 / 0%	0 / 0%	0 / 0%	0 / 0%	0 / 0%	0 / 0%
-I	\$18,531	0 / 0%	0 / 0%	0 / 0%	0 / 0%	0 / 0%	0 / 0%	0 / 0%
	\$3,472,285	\$1,402,277 / 40.00%	\$7,113 / 0.20%	\$167,895 / 4.79%	\$405,367 / 11.56%	\$816,170 / 23.28%	\$5,732 / 0.16%	0 / 0%
454 - TEXAS DEPARTMENT OF INSURANCE - COMMODITY PURCHASING UNADJUSTED GOAL IS 21.1%								
T	\$2,624,145	\$121,803 / 4.64%	\$2,433 / 0.09%	\$21,327 / 0.81%	\$84,230 / 3.21%	\$13,395 / 0.51%	0 / 0%	\$418 / 0.02%
N	0	0 / 0%	0 / 0%	0 / 0%	0 / 0%	0 / 0%	0 / 0%	0 / 0%
S	***	0 / 0%	0 / 0%	0 / 0%	0 / 0%	0 / 0%	0 / 0%	0 / 0%
-TC	\$270,633	0 / 0%	0 / 0%	0 / 0%	0 / 0%	0 / 0%	0 / 0%	0 / 0%
-I	\$1,270	0 / 0%	0 / 0%	0 / 0%	0 / 0%	0 / 0%	0 / 0%	0 / 0%
	\$2,352,242	\$121,803 / 4.64%	\$2,433 / 0.09%	\$21,327 / 0.81%	\$84,230 / 3.21%	\$13,395 / 0.51%	0 / 0%	\$418 / 0.02%

*** DOLLARS REPORTED BUT NOT SHOWN IN THESE COLUMNS. T=TREASURY, N=NON-TREASURY, S=SUBCONTRACTOR FUNDS & PROCUREMENT CARD HUB PURCHASES, TC=TERM CONTRACT, I= INTER GOVERNMENT



TEXAS HISTORICALLY UNDERUTILIZED BUSINESS (HUB) SEMI-ANNUAL REPORT RECEIVED FOR FISCAL YEAR 2024

SECTION VII - STATE AGENCY EXPENDITURE DATA

FUND TYPE	TOTAL EXPENDITURE	TOTAL SPENT WITH HUBS AMOUNT / %	BLACK AMOUNT / %	HISPANIC AMOUNT / %	WOMAN AMOUNT / %	ASIAN PACIFIC AMOUNT / %	NATIVE AMERICAN AMOUNT / %	SERVICE-DISABLED VETERAN AMOUNT / %
454 - TEXAS DEPARTMENT OF INSURANCE - Statewide Grand Total Expenditures								
T	\$6,288,072	\$1,524,080 / 24.24%	\$9,546 / 0.15%	\$189,222 / 3.01%	\$489,598 / 7.79%	\$829,565 / 13.19%	\$5,732 / 0.09%	\$418 / 0.01%
N	0	0 / 0%	0 / 0%	0 / 0%	0 / 0%	0 / 0%	0 / 0%	0 / 0%
S	***	0 / 0%	0 / 0%	0 / 0%	0 / 0%	0 / 0%	0 / 0%	0 / 0%
-TC	\$285,838	0 / 0%	0 / 0%	0 / 0%	0 / 0%	0 / 0%	0 / 0%	0 / 0%
-I	\$19,801	0 / 0%	0 / 0%	0 / 0%	0 / 0%	0 / 0%	0 / 0%	0 / 0%
	\$5,982,432	\$1,524,080 / 24.24%	\$9,546 / 0.15%	\$189,222 / 3.01%	\$489,598 / 7.79%	\$829,565 / 13.19%	\$5,732 / 0.09%	\$418 / 0.01%

*** DOLLARS REPORTED BUT NOT SHOWN IN THESE COLUMNS. T=TREASURY, N=NON-TREASURY, S=SUBCONTRACTOR FUNDS & PROCUREMENT CARD HUB PURCHASES, TC=TERM CONTRACT, I= INTER GOVERNMENTAL



TEXAS HISTORICALLY UNDERUTILIZED BUSINESS (HUB) SEMI-ANNUAL REPORT RECEIVED FOR FISCAL YEAR 2024

SECTION VII - STATE AGENCY EXPENDITURE DATA

FUND TYPE	TOTAL EXPENDITURE	TOTAL SPENT WITH HUBS AMOUNT / %	BLACK AMOUNT / %	HISPANIC AMOUNT / %	WOMAN AMOUNT / %	ASIAN PACIFIC AMOUNT / %	NATIVE AMERICAN AMOUNT / %	SERVICE-DISABLED VETERAN AMOUNT / %
-----------	-------------------	----------------------------------	------------------	---------------------	------------------	--------------------------	----------------------------	-------------------------------------

455 - RAILROAD COMMISSION OF TEXAS - HEAVY CONSTRUCTION UNADJUSTED GOAL IS 11.2%

T	0	0 / 0%	0 / 0%	0 / 0%	0 / 0%	0 / 0%	0 / 0%	0 / 0%
N	0	0 / 0%	0 / 0%	0 / 0%	0 / 0%	0 / 0%	0 / 0%	0 / 0%
S	***	0 / 0%	0 / 0%	0 / 0%	0 / 0%	0 / 0%	0 / 0%	0 / 0%
-TC	0	0 / 0%	0 / 0%	0 / 0%	0 / 0%	0 / 0%	0 / 0%	0 / 0%
-I	0	0 / 0%	0 / 0%	0 / 0%	0 / 0%	0 / 0%	0 / 0%	0 / 0%
	0	0 / 0%	0 / 0%	0 / 0%	0 / 0%	0 / 0%	0 / 0%	0 / 0%

455 - RAILROAD COMMISSION OF TEXAS - BUILDING CONSTRUCTION UNADJUSTED GOAL IS 21.1%

T	0	0 / 0%	0 / 0%	0 / 0%	0 / 0%	0 / 0%	0 / 0%	0 / 0%
N	0	0 / 0%	0 / 0%	0 / 0%	0 / 0%	0 / 0%	0 / 0%	0 / 0%
S	***	0 / 0%	0 / 0%	0 / 0%	0 / 0%	0 / 0%	0 / 0%	0 / 0%
-TC	0	0 / 0%	0 / 0%	0 / 0%	0 / 0%	0 / 0%	0 / 0%	0 / 0%
-I	0	0 / 0%	0 / 0%	0 / 0%	0 / 0%	0 / 0%	0 / 0%	0 / 0%
	0	0 / 0%	0 / 0%	0 / 0%	0 / 0%	0 / 0%	0 / 0%	0 / 0%

455 - RAILROAD COMMISSION OF TEXAS - SPECIAL TRADE UNADJUSTED GOAL IS 32.9%

T	\$9,792	\$2,500 / 25.53%	0 / 0%	\$2,500 / 25.53%	0 / 0%	0 / 0%	0 / 0%	0 / 0%
N	0	0 / 0%	0 / 0%	0 / 0%	0 / 0%	0 / 0%	0 / 0%	0 / 0%
S	***	0 / 0%	0 / 0%	0 / 0%	0 / 0%	0 / 0%	0 / 0%	0 / 0%
-TC	0	0 / 0%	0 / 0%	0 / 0%	0 / 0%	0 / 0%	0 / 0%	0 / 0%
-I	\$573	0 / 0%	0 / 0%	0 / 0%	0 / 0%	0 / 0%	0 / 0%	0 / 0%
	\$9,218	\$2,500 / 25.53%	0 / 0%	\$2,500 / 25.53%	0 / 0%	0 / 0%	0 / 0%	0 / 0%

*** DOLLARS REPORTED BUT NOT SHOWN IN THESE COLUMNS. T=TREASURY, N=NON-TREASURY, S=SUBCONTRACTOR FUNDS & PROCUREMENT CARD HUB PURCHASES, TC=TERM CONTRACT, I= INTER GOVERNMENT



TEXAS HISTORICALLY UNDERUTILIZED BUSINESS (HUB) SEMI-ANNUAL REPORT RECEIVED FOR FISCAL YEAR 2024

SECTION VII - STATE AGENCY EXPENDITURE DATA

FUND TYPE	TOTAL EXPENDITURE	TOTAL SPENT WITH HUBS AMOUNT / %	BLACK AMOUNT / %	HISPANIC AMOUNT / %	WOMAN AMOUNT / %	ASIAN PACIFIC AMOUNT / %	NATIVE AMERICAN AMOUNT / %	SERVICE-DISABLED VETERAN AMOUNT / %
455 - RAILROAD COMMISSION OF TEXAS - PROFESSIONAL SERVICES UNADJUSTED GOAL IS 23.7%								
T	\$420,718	\$93,241 / 22.16%	0 / 0%	0 / 0%	\$93,241 / 22.16%	0 / 0%	0 / 0%	0 / 0%
N	0	0 / 0%	0 / 0%	0 / 0%	0 / 0%	0 / 0%	0 / 0%	0 / 0%
S	***	0 / 0%	0 / 0%	0 / 0%	0 / 0%	0 / 0%	0 / 0%	0 / 0%
-TC	0	0 / 0%	0 / 0%	0 / 0%	0 / 0%	0 / 0%	0 / 0%	0 / 0%
-I	\$327,477	0 / 0%	0 / 0%	0 / 0%	0 / 0%	0 / 0%	0 / 0%	0 / 0%
	\$93,241	\$93,241 / 22.16%	0 / 0%	0 / 0%	\$93,241 / 22.16%	0 / 0%	0 / 0%	0 / 0%
455 - RAILROAD COMMISSION OF TEXAS - OTHER SERVICES UNADJUSTED GOAL IS 26%								
T	\$49,899,311	\$3,836,984 / 7.69%	\$32,294 / 0.06%	\$274,500 / 0.55%	\$1,690,174 / 3.39%	\$1,804,391 / 3.62%	\$24,648 / 0.05%	\$10,977 / 0.02%
N	0	0 / 0%	0 / 0%	0 / 0%	0 / 0%	0 / 0%	0 / 0%	0 / 0%
S	***	\$76,030 / 7.98%	0 / 0%	\$26,209 / 2.75%	\$31,521 / 3.31%	\$18,300 / 1.92%	0 / 0%	0 / 0%
-TC	\$315,227	\$4,932 / 1.56%	0 / 0%	0 / 0%	\$4,932 / 1.56%	0 / 0%	0 / 0%	0 / 0%
-I	\$44,643,441	0 / 0%	0 / 0%	0 / 0%	0 / 0%	0 / 0%	0 / 0%	0 / 0%
	\$4,940,643	\$3,908,082 / 17.24%	\$32,294 / 0.06%	\$300,709 / 3.30%	\$1,716,763 / 8.26%	\$1,822,691 / 5.54%	\$24,648 / 0.05%	\$10,977 / 0.02%
455 - RAILROAD COMMISSION OF TEXAS - COMMODITY PURCHASING UNADJUSTED GOAL IS 21.1%								
T	\$7,139,478	\$640,461 / 8.97%	\$19,822 / 0.28%	\$259,699 / 3.64%	\$160,021 / 2.24%	\$168,564 / 2.36%	0 / 0%	\$32,355 / 0.45%
N	0	0 / 0%	0 / 0%	0 / 0%	0 / 0%	0 / 0%	0 / 0%	0 / 0%
S	***	\$283 / 0.42%	0 / 0%	0 / 0%	\$283 / 0.42%	0 / 0%	0 / 0%	0 / 0%
-TC	\$5,109,532	\$266 / 0.01%	0 / 0%	0 / 0%	\$266 / 0.01%	0 / 0%	0 / 0%	0 / 0%
-I	\$18,240	0 / 0%	0 / 0%	0 / 0%	0 / 0%	0 / 0%	0 / 0%	0 / 0%
	\$2,011,705	\$640,478 / 9.40%	\$19,822 / 0.28%	\$259,699 / 3.64%	\$160,038 / 2.67%	\$168,564 / 2.36%	0 / 0%	\$32,355 / 0.45%

*** DOLLARS REPORTED BUT NOT SHOWN IN THESE COLUMNS. T=TREASURY, N=NON-TREASURY, S=SUBCONTRACTOR FUNDS & PROCUREMENT CARD HUB PURCHASES, TC=TERM CONTRACT, I= INTER GOVERNMENT



TEXAS HISTORICALLY UNDERUTILIZED BUSINESS (HUB) SEMI-ANNUAL REPORT RECEIVED FOR FISCAL YEAR 2024

SECTION VII - STATE AGENCY EXPENDITURE DATA

FUND TYPE	TOTAL EXPENDITURE	TOTAL SPENT WITH HUBS AMOUNT / %	BLACK AMOUNT / %	HISPANIC AMOUNT / %	WOMAN AMOUNT / %	ASIAN PACIFIC AMOUNT / %	NATIVE AMERICAN AMOUNT / %	SERVICE-DISABLED VETERAN AMOUNT / %
455 - RAILROAD COMMISSION OF TEXAS - Statewide Grand Total Expenditures								
T	\$57,469,298	\$4,573,186 / 7.96%	\$52,116 / 0.09%	\$536,699 / 0.93%	\$1,943,435 / 3.38%	\$1,972,955 / 3.43%	\$24,648 / 0.04%	\$43,332 / 0.08%
N	0	0 / 0%	0 / 0%	0 / 0%	0 / 0%	0 / 0%	0 / 0%	0 / 0%
S	***	\$76,313 / 7.48%	0 / 0%	\$26,209 / 2.57%	\$31,804 / 3.12%	\$18,300 / 1.79%	0 / 0%	0 / 0%
-TC	\$5,424,760	\$5,198 / 0.10%	0 / 0%	0 / 0%	\$5,198 / 0.10%	0 / 0%	0 / 0%	0 / 0%
-I	\$44,989,731	0 / 0%	0 / 0%	0 / 0%	0 / 0%	0 / 0%	0 / 0%	0 / 0%
	\$7,054,807	\$4,644,301 / 15.54%	\$52,116 / 0.09%	\$562,909 / 3.50%	\$1,970,042 / 6.60%	\$1,991,255 / 5.23%	\$24,648 / 0.04%	\$43,332 / 0.08%

*** DOLLARS REPORTED BUT NOT SHOWN IN THESE COLUMNS. T=TREASURY, N=NON-TREASURY, S=SUBCONTRACTOR FUNDS & PROCUREMENT CARD HUB PURCHASES, TC=TERM CONTRACT, I= INTER GOVERNMENTAL



TEXAS HISTORICALLY UNDERUTILIZED BUSINESS (HUB) SEMI-ANNUAL REPORT RECEIVED FOR FISCAL YEAR 2024

SECTION VII - STATE AGENCY EXPENDITURE DATA

FUND TYPE	TOTAL EXPENDITURE	TOTAL SPENT WITH HUBS AMOUNT / %	BLACK AMOUNT / %	HISPANIC AMOUNT / %	WOMAN AMOUNT / %	ASIAN PACIFIC AMOUNT / %	NATIVE AMERICAN AMOUNT / %	SERVICE-DISABLED VETERAN AMOUNT / %
-----------	-------------------	----------------------------------	------------------	---------------------	------------------	--------------------------	----------------------------	-------------------------------------

456 - BOARD OF PLUMBING EXAMINERS - HEAVY CONSTRUCTION UNADJUSTED GOAL IS 11.2%

T	0	0 / 0%	0 / 0%	0 / 0%	0 / 0%	0 / 0%	0 / 0%	0 / 0%
N	0	0 / 0%	0 / 0%	0 / 0%	0 / 0%	0 / 0%	0 / 0%	0 / 0%
S	***	0 / 0%	0 / 0%	0 / 0%	0 / 0%	0 / 0%	0 / 0%	0 / 0%
-TC	0	0 / 0%	0 / 0%	0 / 0%	0 / 0%	0 / 0%	0 / 0%	0 / 0%
-I	0	0 / 0%	0 / 0%	0 / 0%	0 / 0%	0 / 0%	0 / 0%	0 / 0%
	0	0 / 0%	0 / 0%	0 / 0%	0 / 0%	0 / 0%	0 / 0%	0 / 0%

456 - BOARD OF PLUMBING EXAMINERS - BUILDING CONSTRUCTION UNADJUSTED GOAL IS 21.1%

T	0	0 / 0%	0 / 0%	0 / 0%	0 / 0%	0 / 0%	0 / 0%	0 / 0%
N	0	0 / 0%	0 / 0%	0 / 0%	0 / 0%	0 / 0%	0 / 0%	0 / 0%
S	***	0 / 0%	0 / 0%	0 / 0%	0 / 0%	0 / 0%	0 / 0%	0 / 0%
-TC	0	0 / 0%	0 / 0%	0 / 0%	0 / 0%	0 / 0%	0 / 0%	0 / 0%
-I	0	0 / 0%	0 / 0%	0 / 0%	0 / 0%	0 / 0%	0 / 0%	0 / 0%
	0	0 / 0%	0 / 0%	0 / 0%	0 / 0%	0 / 0%	0 / 0%	0 / 0%

456 - BOARD OF PLUMBING EXAMINERS - SPECIAL TRADE UNADJUSTED GOAL IS 32.9%

T	\$11,705	0 / 0%	0 / 0%	0 / 0%	0 / 0%	0 / 0%	0 / 0%	0 / 0%
N	0	0 / 0%	0 / 0%	0 / 0%	0 / 0%	0 / 0%	0 / 0%	0 / 0%
S	***	0 / 0%	0 / 0%	0 / 0%	0 / 0%	0 / 0%	0 / 0%	0 / 0%
-TC	0	0 / 0%	0 / 0%	0 / 0%	0 / 0%	0 / 0%	0 / 0%	0 / 0%
-I	0	0 / 0%	0 / 0%	0 / 0%	0 / 0%	0 / 0%	0 / 0%	0 / 0%
	\$11,705	0 / 0%	0 / 0%	0 / 0%	0 / 0%	0 / 0%	0 / 0%	0 / 0%

*** DOLLARS REPORTED BUT NOT SHOWN IN THESE COLUMNS. T=TREASURY, N=NON-TREASURY, S=SUBCONTRACTOR FUNDS & PROCUREMENT CARD HUB PURCHASES, TC=TERM CONTRACT, I= INTER GOVERNMENT



TEXAS HISTORICALLY UNDERUTILIZED BUSINESS (HUB) SEMI-ANNUAL REPORT RECEIVED FOR FISCAL YEAR 2024

SECTION VII - STATE AGENCY EXPENDITURE DATA

FUND TYPE	TOTAL EXPENDITURE	TOTAL SPENT WITH HUBS AMOUNT / %	BLACK AMOUNT / %	HISPANIC AMOUNT / %	WOMAN AMOUNT / %	ASIAN PACIFIC AMOUNT / %	NATIVE AMERICAN AMOUNT / %	SERVICE-DISABLED VETERAN AMOUNT / %
-----------	-------------------	----------------------------------	------------------	---------------------	------------------	--------------------------	----------------------------	-------------------------------------

456 - BOARD OF PLUMBING EXAMINERS - PROFESSIONAL SERVICES UNADJUSTED GOAL IS 23.7%

T	0	0 / 0%	0 / 0%	0 / 0%	0 / 0%	0 / 0%	0 / 0%	0 / 0%
N	0	0 / 0%	0 / 0%	0 / 0%	0 / 0%	0 / 0%	0 / 0%	0 / 0%
S	***	0 / 0%	0 / 0%	0 / 0%	0 / 0%	0 / 0%	0 / 0%	0 / 0%
-TC	0	0 / 0%	0 / 0%	0 / 0%	0 / 0%	0 / 0%	0 / 0%	0 / 0%
-I	0	0 / 0%	0 / 0%	0 / 0%	0 / 0%	0 / 0%	0 / 0%	0 / 0%
	0	0 / 0%	0 / 0%	0 / 0%	0 / 0%	0 / 0%	0 / 0%	0 / 0%

456 - BOARD OF PLUMBING EXAMINERS - OTHER SERVICES UNADJUSTED GOAL IS 26%

T	\$120,273	\$31,837 / 26.47%	\$2,565 / 2.13%	\$4,000 / 3.33%	\$25,272 / 21.01%	0 / 0%	0 / 0%	0 / 0%
N	0	0 / 0%	0 / 0%	0 / 0%	0 / 0%	0 / 0%	0 / 0%	0 / 0%
S	***	0 / 0%	0 / 0%	0 / 0%	0 / 0%	0 / 0%	0 / 0%	0 / 0%
-TC	\$118	0 / 0%	0 / 0%	0 / 0%	0 / 0%	0 / 0%	0 / 0%	0 / 0%
-I	0	0 / 0%	0 / 0%	0 / 0%	0 / 0%	0 / 0%	0 / 0%	0 / 0%
	\$120,156	\$31,837 / 26.47%	\$2,565 / 2.13%	\$4,000 / 3.33%	\$25,272 / 21.01%	0 / 0%	0 / 0%	0 / 0%

456 - BOARD OF PLUMBING EXAMINERS - COMMODITY PURCHASING UNADJUSTED GOAL IS 21.1%

T	\$73,614	\$41,879 / 56.89%	0 / 0%	\$9,904 / 13.45%	\$30,044 / 40.81%	\$1,931 / 2.62%	0 / 0%	0 / 0%
N	0	0 / 0%	0 / 0%	0 / 0%	0 / 0%	0 / 0%	0 / 0%	0 / 0%
S	***	0 / 0%	0 / 0%	0 / 0%	0 / 0%	0 / 0%	0 / 0%	0 / 0%
-TC	\$307	0 / 0%	0 / 0%	0 / 0%	0 / 0%	0 / 0%	0 / 0%	0 / 0%
-I	0	0 / 0%	0 / 0%	0 / 0%	0 / 0%	0 / 0%	0 / 0%	0 / 0%
	\$73,307	\$41,879 / 56.89%	0 / 0%	\$9,904 / 13.45%	\$30,044 / 40.81%	\$1,931 / 2.62%	0 / 0%	0 / 0%

*** DOLLARS REPORTED BUT NOT SHOWN IN THESE COLUMNS. T=TREASURY, N=NON-TREASURY, S=SUBCONTRACTOR FUNDS & PROCUREMENT CARD HUB PURCHASES, TC=TERM CONTRACT, I= INTER GOVERNMENTAL



TEXAS HISTORICALLY UNDERUTILIZED BUSINESS (HUB) SEMI-ANNUAL REPORT RECEIVED FOR FISCAL YEAR 2024

SECTION VII - STATE AGENCY EXPENDITURE DATA

FUND TYPE	TOTAL EXPENDITURE	TOTAL SPENT WITH HUBS AMOUNT / %	BLACK AMOUNT / %	HISPANIC AMOUNT / %	WOMAN AMOUNT / %	ASIAN PACIFIC AMOUNT / %	NATIVE AMERICAN AMOUNT / %	SERVICE-DISABLED VETERAN AMOUNT / %
456 - BOARD OF PLUMBING EXAMINERS - Statewide Grand Total Expenditures								
T	\$205,593	\$73,717 / 35.86%	\$2,565 / 1.25%	\$13,904 / 6.76%	\$55,317 / 26.91%	\$1,931 / 0.94%	0 / 0%	0 / 0%
N	0	0 / 0%	0 / 0%	0 / 0%	0 / 0%	0 / 0%	0 / 0%	0 / 0%
S	***	0 / 0%	0 / 0%	0 / 0%	0 / 0%	0 / 0%	0 / 0%	0 / 0%
-TC	\$425	0 / 0%	0 / 0%	0 / 0%	0 / 0%	0 / 0%	0 / 0%	0 / 0%
-I	0	0 / 0%	0 / 0%	0 / 0%	0 / 0%	0 / 0%	0 / 0%	0 / 0%
	\$205,168	\$73,717 / 35.86%	\$2,565 / 1.25%	\$13,904 / 6.76%	\$55,317 / 26.91%	\$1,931 / 0.94%	0 / 0%	0 / 0%

*** DOLLARS REPORTED BUT NOT SHOWN IN THESE COLUMNS. T=TREASURY, N=NON-TREASURY, S=SUBCONTRACTOR FUNDS & PROCUREMENT CARD HUB PURCHASES, TC=TERM CONTRACT, I= INTER GOVERNMENTAL



TEXAS HISTORICALLY UNDERUTILIZED BUSINESS (HUB) SEMI-ANNUAL REPORT RECEIVED FOR FISCAL YEAR 2024

SECTION VII - STATE AGENCY EXPENDITURE DATA

FUND TYPE	TOTAL EXPENDITURE	TOTAL SPENT WITH HUBS AMOUNT / %	BLACK AMOUNT / %	HISPANIC AMOUNT / %	WOMAN AMOUNT / %	ASIAN PACIFIC AMOUNT / %	NATIVE AMERICAN AMOUNT / %	SERVICE-DISABLED VETERAN AMOUNT / %
-----------	-------------------	----------------------------------	------------------	---------------------	------------------	--------------------------	----------------------------	-------------------------------------

457 - STATE BOARD OF PUBLIC ACCOUNTANCY - HEAVY CONSTRUCTION UNADJUSTED GOAL IS 11.2%

T	0	0 / 0%	0 / 0%	0 / 0%	0 / 0%	0 / 0%	0 / 0%	0 / 0%
N	0	0 / 0%	0 / 0%	0 / 0%	0 / 0%	0 / 0%	0 / 0%	0 / 0%
S	***	0 / 0%	0 / 0%	0 / 0%	0 / 0%	0 / 0%	0 / 0%	0 / 0%
-TC	0	0 / 0%	0 / 0%	0 / 0%	0 / 0%	0 / 0%	0 / 0%	0 / 0%
-I	0	0 / 0%	0 / 0%	0 / 0%	0 / 0%	0 / 0%	0 / 0%	0 / 0%
	0	0 / 0%	0 / 0%	0 / 0%	0 / 0%	0 / 0%	0 / 0%	0 / 0%

457 - STATE BOARD OF PUBLIC ACCOUNTANCY - BUILDING CONSTRUCTION UNADJUSTED GOAL IS 21.1%

T	0	0 / 0%	0 / 0%	0 / 0%	0 / 0%	0 / 0%	0 / 0%	0 / 0%
N	0	0 / 0%	0 / 0%	0 / 0%	0 / 0%	0 / 0%	0 / 0%	0 / 0%
S	***	0 / 0%	0 / 0%	0 / 0%	0 / 0%	0 / 0%	0 / 0%	0 / 0%
-TC	0	0 / 0%	0 / 0%	0 / 0%	0 / 0%	0 / 0%	0 / 0%	0 / 0%
-I	0	0 / 0%	0 / 0%	0 / 0%	0 / 0%	0 / 0%	0 / 0%	0 / 0%
	0	0 / 0%	0 / 0%	0 / 0%	0 / 0%	0 / 0%	0 / 0%	0 / 0%

457 - STATE BOARD OF PUBLIC ACCOUNTANCY - SPECIAL TRADE UNADJUSTED GOAL IS 32.9%

T	\$19,680	\$1,975 / 10.04%	0 / 0%	0 / 0%	\$1,975 / 10.04%	0 / 0%	0 / 0%	0 / 0%
N	0	0 / 0%	0 / 0%	0 / 0%	0 / 0%	0 / 0%	0 / 0%	0 / 0%
S	***	0 / 0%	0 / 0%	0 / 0%	0 / 0%	0 / 0%	0 / 0%	0 / 0%
-TC	0	0 / 0%	0 / 0%	0 / 0%	0 / 0%	0 / 0%	0 / 0%	0 / 0%
-I	0	0 / 0%	0 / 0%	0 / 0%	0 / 0%	0 / 0%	0 / 0%	0 / 0%
	\$19,680	\$1,975 / 10.04%	0 / 0%	0 / 0%	\$1,975 / 10.04%	0 / 0%	0 / 0%	0 / 0%

*** DOLLARS REPORTED BUT NOT SHOWN IN THESE COLUMNS. T=TREASURY, N=NON-TREASURY, S=SUBCONTRACTOR FUNDS & PROCUREMENT CARD HUB PURCHASES, TC=TERM CONTRACT, I= INTER GOVERNMENTAL



TEXAS HISTORICALLY UNDERUTILIZED BUSINESS (HUB) SEMI-ANNUAL REPORT RECEIVED FOR FISCAL YEAR 2024

SECTION VII - STATE AGENCY EXPENDITURE DATA

FUND TYPE	TOTAL EXPENDITURE	TOTAL SPENT WITH HUBS AMOUNT / %	BLACK AMOUNT / %	HISPANIC AMOUNT / %	WOMAN AMOUNT / %	ASIAN PACIFIC AMOUNT / %	NATIVE AMERICAN AMOUNT / %	SERVICE-DISABLED VETERAN AMOUNT / %
-----------	-------------------	----------------------------------	------------------	---------------------	------------------	--------------------------	----------------------------	-------------------------------------

457 - STATE BOARD OF PUBLIC ACCOUNTANCY - PROFESSIONAL SERVICES UNADJUSTED GOAL IS 23.7%

T	0	0 / 0%	0 / 0%	0 / 0%	0 / 0%	0 / 0%	0 / 0%	0 / 0%
N	0	0 / 0%	0 / 0%	0 / 0%	0 / 0%	0 / 0%	0 / 0%	0 / 0%
S	***	0 / 0%	0 / 0%	0 / 0%	0 / 0%	0 / 0%	0 / 0%	0 / 0%
-TC	0	0 / 0%	0 / 0%	0 / 0%	0 / 0%	0 / 0%	0 / 0%	0 / 0%
-I	0	0 / 0%	0 / 0%	0 / 0%	0 / 0%	0 / 0%	0 / 0%	0 / 0%
	0	0 / 0%	0 / 0%	0 / 0%	0 / 0%	0 / 0%	0 / 0%	0 / 0%

457 - STATE BOARD OF PUBLIC ACCOUNTANCY - OTHER SERVICES UNADJUSTED GOAL IS 26%

T	\$198,278	\$66,345 / 33.46%	\$30 / 0.02%	\$57,016 / 28.76%	\$9,299 / 4.69%	0 / 0%	0 / 0%	0 / 0%
N	0	0 / 0%	0 / 0%	0 / 0%	0 / 0%	0 / 0%	0 / 0%	0 / 0%
S	***	0 / 0%	0 / 0%	0 / 0%	0 / 0%	0 / 0%	0 / 0%	0 / 0%
-TC	\$920	0 / 0%	0 / 0%	0 / 0%	0 / 0%	0 / 0%	0 / 0%	0 / 0%
-I	0	0 / 0%	0 / 0%	0 / 0%	0 / 0%	0 / 0%	0 / 0%	0 / 0%
	\$197,358	\$66,345 / 33.46%	\$30 / 0.02%	\$57,016 / 28.76%	\$9,299 / 4.69%	0 / 0%	0 / 0%	0 / 0%

457 - STATE BOARD OF PUBLIC ACCOUNTANCY - COMMODITY PURCHASING UNADJUSTED GOAL IS 21.1%

T	\$74,602	\$16,295 / 21.84%	\$660 / 0.88%	\$8,072 / 10.82%	\$7,563 / 10.14%	0 / 0%	0 / 0%	0 / 0%
N	0	0 / 0%	0 / 0%	0 / 0%	0 / 0%	0 / 0%	0 / 0%	0 / 0%
S	***	0 / 0%	0 / 0%	0 / 0%	0 / 0%	0 / 0%	0 / 0%	0 / 0%
-TC	\$1,963	0 / 0%	0 / 0%	0 / 0%	0 / 0%	0 / 0%	0 / 0%	0 / 0%
-I	0	0 / 0%	0 / 0%	0 / 0%	0 / 0%	0 / 0%	0 / 0%	0 / 0%
	\$72,639	\$16,295 / 21.84%	\$660 / 0.88%	\$8,072 / 10.82%	\$7,563 / 10.14%	0 / 0%	0 / 0%	0 / 0%

*** DOLLARS REPORTED BUT NOT SHOWN IN THESE COLUMNS. T=TREASURY, N=NON-TREASURY, S=SUBCONTRACTOR FUNDS & PROCUREMENT CARD HUB PURCHASES, TC=TERM CONTRACT, I= INTER GOVERNMENTAL



TEXAS HISTORICALLY UNDERUTILIZED BUSINESS (HUB) SEMI-ANNUAL REPORT RECEIVED FOR FISCAL YEAR 2024

SECTION VII - STATE AGENCY EXPENDITURE DATA

FUND TYPE	TOTAL EXPENDITURE	TOTAL SPENT WITH HUBS AMOUNT / %	BLACK AMOUNT / %	HISPANIC AMOUNT / %	WOMAN AMOUNT / %	ASIAN PACIFIC AMOUNT / %	NATIVE AMERICAN AMOUNT / %	SERVICE-DISABLED VETERAN AMOUNT / %
457 - STATE BOARD OF PUBLIC ACCOUNTANCY - Statewide Grand Total Expenditures								
T	\$292,560	\$84,615 / 28.92%	\$690 / 0.24%	\$65,088 / 22.25%	\$18,837 / 6.44%	0 / 0%	0 / 0%	0 / 0%
N	0	0 / 0%	0 / 0%	0 / 0%	0 / 0%	0 / 0%	0 / 0%	0 / 0%
S	***	0 / 0%	0 / 0%	0 / 0%	0 / 0%	0 / 0%	0 / 0%	0 / 0%
-TC	\$2,883	0 / 0%	0 / 0%	0 / 0%	0 / 0%	0 / 0%	0 / 0%	0 / 0%
-I	0	0 / 0%	0 / 0%	0 / 0%	0 / 0%	0 / 0%	0 / 0%	0 / 0%
	\$289,677	\$84,615 / 28.92%	\$690 / 0.24%	\$65,088 / 22.25%	\$18,837 / 6.44%	0 / 0%	0 / 0%	0 / 0%

*** DOLLARS REPORTED BUT NOT SHOWN IN THESE COLUMNS. T=TREASURY, N=NON-TREASURY, S=SUBCONTRACTOR FUNDS & PROCUREMENT CARD HUB PURCHASES, TC=TERM CONTRACT, I= INTER GOVERNMENTAL



TEXAS HISTORICALLY UNDERUTILIZED BUSINESS (HUB) SEMI-ANNUAL REPORT RECEIVED FOR FISCAL YEAR 2024

SECTION VII - STATE AGENCY EXPENDITURE DATA

FUND TYPE	TOTAL EXPENDITURE	TOTAL SPENT WITH HUBS AMOUNT / %	BLACK AMOUNT / %	HISPANIC AMOUNT / %	WOMAN AMOUNT / %	ASIAN PACIFIC AMOUNT / %	NATIVE AMERICAN AMOUNT / %	SERVICE-DISABLED VETERAN AMOUNT / %
458 - ALCOHOLIC BEVERAGE COMMISSION - HEAVY CONSTRUCTION UNADJUSTED GOAL IS 11.2%								
T	0	0 / 0%	0 / 0%	0 / 0%	0 / 0%	0 / 0%	0 / 0%	0 / 0%
N	0	0 / 0%	0 / 0%	0 / 0%	0 / 0%	0 / 0%	0 / 0%	0 / 0%
S	***	0 / 0%	0 / 0%	0 / 0%	0 / 0%	0 / 0%	0 / 0%	0 / 0%
-TC	0	0 / 0%	0 / 0%	0 / 0%	0 / 0%	0 / 0%	0 / 0%	0 / 0%
-I	0	0 / 0%	0 / 0%	0 / 0%	0 / 0%	0 / 0%	0 / 0%	0 / 0%
	0	0 / 0%	0 / 0%	0 / 0%	0 / 0%	0 / 0%	0 / 0%	0 / 0%
458 - ALCOHOLIC BEVERAGE COMMISSION - BUILDING CONSTRUCTION UNADJUSTED GOAL IS 21.1%								
T	0	0 / 0%	0 / 0%	0 / 0%	0 / 0%	0 / 0%	0 / 0%	0 / 0%
N	0	0 / 0%	0 / 0%	0 / 0%	0 / 0%	0 / 0%	0 / 0%	0 / 0%
S	***	0 / 0%	0 / 0%	0 / 0%	0 / 0%	0 / 0%	0 / 0%	0 / 0%
-TC	0	0 / 0%	0 / 0%	0 / 0%	0 / 0%	0 / 0%	0 / 0%	0 / 0%
-I	0	0 / 0%	0 / 0%	0 / 0%	0 / 0%	0 / 0%	0 / 0%	0 / 0%
	0	0 / 0%	0 / 0%	0 / 0%	0 / 0%	0 / 0%	0 / 0%	0 / 0%
458 - ALCOHOLIC BEVERAGE COMMISSION - SPECIAL TRADE UNADJUSTED GOAL IS 32.9%								
T	\$74,985	0 / 0%	0 / 0%	0 / 0%	0 / 0%	0 / 0%	0 / 0%	0 / 0%
N	0	0 / 0%	0 / 0%	0 / 0%	0 / 0%	0 / 0%	0 / 0%	0 / 0%
S	***	0 / 0%	0 / 0%	0 / 0%	0 / 0%	0 / 0%	0 / 0%	0 / 0%
-TC	0	0 / 0%	0 / 0%	0 / 0%	0 / 0%	0 / 0%	0 / 0%	0 / 0%
-I	0	0 / 0%	0 / 0%	0 / 0%	0 / 0%	0 / 0%	0 / 0%	0 / 0%
	\$74,985	0 / 0%	0 / 0%	0 / 0%	0 / 0%	0 / 0%	0 / 0%	0 / 0%

*** DOLLARS REPORTED BUT NOT SHOWN IN THESE COLUMNS. T=TREASURY, N=NON-TREASURY, S=SUBCONTRACTOR FUNDS & PROCUREMENT CARD HUB PURCHASES, TC=TERM CONTRACT, I= INTER GOVERNMENT



TEXAS HISTORICALLY UNDERUTILIZED BUSINESS (HUB) SEMI-ANNUAL REPORT RECEIVED FOR FISCAL YEAR 2024

SECTION VII - STATE AGENCY EXPENDITURE DATA

FUND TYPE	TOTAL EXPENDITURE	TOTAL SPENT WITH HUBS AMOUNT / %	BLACK AMOUNT / %	HISPANIC AMOUNT / %	WOMAN AMOUNT / %	ASIAN PACIFIC AMOUNT / %	NATIVE AMERICAN AMOUNT / %	SERVICE-DISABLED VETERAN AMOUNT / %
458 - ALCOHOLIC BEVERAGE COMMISSION - PROFESSIONAL SERVICES UNADJUSTED GOAL IS 23.7%								
T	0	0 / 0%	0 / 0%	0 / 0%	0 / 0%	0 / 0%	0 / 0%	0 / 0%
N	0	0 / 0%	0 / 0%	0 / 0%	0 / 0%	0 / 0%	0 / 0%	0 / 0%
S	***	0 / 0%	0 / 0%	0 / 0%	0 / 0%	0 / 0%	0 / 0%	0 / 0%
-TC	0	0 / 0%	0 / 0%	0 / 0%	0 / 0%	0 / 0%	0 / 0%	0 / 0%
-I	0	0 / 0%	0 / 0%	0 / 0%	0 / 0%	0 / 0%	0 / 0%	0 / 0%
	0	0 / 0%	0 / 0%	0 / 0%	0 / 0%	0 / 0%	0 / 0%	0 / 0%
458 - ALCOHOLIC BEVERAGE COMMISSION - OTHER SERVICES UNADJUSTED GOAL IS 26%								
T	\$1,228,083	-\$185,922 / -15.14%	\$325 / 0.03%	-\$589,787 / -48.03%	\$45,839 / 3.73%	\$357,701 / 29.13%	0 / 0%	0 / 0%
N	0	0 / 0%	0 / 0%	0 / 0%	0 / 0%	0 / 0%	0 / 0%	0 / 0%
S	***	0 / 0%	0 / 0%	0 / 0%	0 / 0%	0 / 0%	0 / 0%	0 / 0%
-TC	\$12,008	0 / 0%	0 / 0%	0 / 0%	0 / 0%	0 / 0%	0 / 0%	0 / 0%
-I	0	0 / 0%	0 / 0%	0 / 0%	0 / 0%	0 / 0%	0 / 0%	0 / 0%
	\$1,216,075	-\$185,922 / -15.14%	\$325 / 0.03%	-\$589,787 / -48.03%	\$45,839 / 3.73%	\$357,701 / 29.13%	0 / 0%	0 / 0%
458 - ALCOHOLIC BEVERAGE COMMISSION - COMMODITY PURCHASING UNADJUSTED GOAL IS 21.1%								
T	\$2,162,202	\$196,314 / 9.08%	\$1,987 / 0.09%	\$23,182 / 1.07%	\$44,599 / 2.06%	\$126,546 / 5.85%	0 / 0%	0 / 0%
N	0	0 / 0%	0 / 0%	0 / 0%	0 / 0%	0 / 0%	0 / 0%	0 / 0%
S	***	0 / 0%	0 / 0%	0 / 0%	0 / 0%	0 / 0%	0 / 0%	0 / 0%
-TC	\$305,594	0 / 0%	0 / 0%	0 / 0%	0 / 0%	0 / 0%	0 / 0%	0 / 0%
-I	0	0 / 0%	0 / 0%	0 / 0%	0 / 0%	0 / 0%	0 / 0%	0 / 0%
	\$1,856,608	\$196,314 / 9.08%	\$1,987 / 0.09%	\$23,182 / 1.07%	\$44,599 / 2.06%	\$126,546 / 5.85%	0 / 0%	0 / 0%

*** DOLLARS REPORTED BUT NOT SHOWN IN THESE COLUMNS. T=TREASURY, N=NON-TREASURY, S=SUBCONTRACTOR FUNDS & PROCUREMENT CARD HUB PURCHASES, TC=TERM CONTRACT, I= INTER GOVERNMENT



TEXAS HISTORICALLY UNDERUTILIZED BUSINESS (HUB) SEMI-ANNUAL REPORT RECEIVED FOR FISCAL YEAR 2024

SECTION VII - STATE AGENCY EXPENDITURE DATA

FUND TYPE	TOTAL EXPENDITURE	TOTAL SPENT WITH HUBS AMOUNT / %	BLACK AMOUNT / %	HISPANIC AMOUNT / %	WOMAN AMOUNT / %	ASIAN PACIFIC AMOUNT / %	NATIVE AMERICAN AMOUNT / %	SERVICE-DISABLED VETERAN AMOUNT / %
458 - ALCOHOLIC BEVERAGE COMMISSION - Statewide Grand Total Expenditures								
T	\$3,465,271	\$10,392 / 0.30%	\$2,312 / 0.07%	-\$566,605 / -16.35%	\$90,438 / 2.61%	\$484,247 / 13.97%	0 / 0%	0 / 0%
N	0	0 / 0%	0 / 0%	0 / 0%	0 / 0%	0 / 0%	0 / 0%	0 / 0%
S	***	0 / 0%	0 / 0%	0 / 0%	0 / 0%	0 / 0%	0 / 0%	0 / 0%
-TC	\$317,603	0 / 0%	0 / 0%	0 / 0%	0 / 0%	0 / 0%	0 / 0%	0 / 0%
-I	0	0 / 0%	0 / 0%	0 / 0%	0 / 0%	0 / 0%	0 / 0%	0 / 0%
	\$3,147,668	\$10,392 / 0.30%	\$2,312 / 0.07%	-\$566,605 / -16.35%	\$90,438 / 2.61%	\$484,247 / 13.97%	0 / 0%	0 / 0%

*** DOLLARS REPORTED BUT NOT SHOWN IN THESE COLUMNS. T=TREASURY, N=NON-TREASURY, S=SUBCONTRACTOR FUNDS & PROCUREMENT CARD HUB PURCHASES, TC=TERM CONTRACT, I= INTER GOVERNMENTAL



TEXAS HISTORICALLY UNDERUTILIZED BUSINESS (HUB) SEMI-ANNUAL REPORT RECEIVED FOR FISCAL YEAR 2024

SECTION VII - STATE AGENCY EXPENDITURE DATA

FUND TYPE	TOTAL EXPENDITURE	TOTAL SPENT WITH HUBS AMOUNT / %	BLACK AMOUNT / %	HISPANIC AMOUNT / %	WOMAN AMOUNT / %	ASIAN PACIFIC AMOUNT / %	NATIVE AMERICAN AMOUNT / %	SERVICE-DISABLED VETERAN AMOUNT / %
-----------	-------------------	----------------------------------	------------------	---------------------	------------------	--------------------------	----------------------------	-------------------------------------

459 - TX BOARD OF ARCHITECTURAL EXAMINERS - HEAVY CONSTRUCTION UNADJUSTED GOAL IS 11.2%

T	0	0 / 0%	0 / 0%	0 / 0%	0 / 0%	0 / 0%	0 / 0%	0 / 0%
N	0	0 / 0%	0 / 0%	0 / 0%	0 / 0%	0 / 0%	0 / 0%	0 / 0%
S	***	0 / 0%	0 / 0%	0 / 0%	0 / 0%	0 / 0%	0 / 0%	0 / 0%
-TC	0	0 / 0%	0 / 0%	0 / 0%	0 / 0%	0 / 0%	0 / 0%	0 / 0%
-I	0	0 / 0%	0 / 0%	0 / 0%	0 / 0%	0 / 0%	0 / 0%	0 / 0%
	0	0 / 0%	0 / 0%	0 / 0%	0 / 0%	0 / 0%	0 / 0%	0 / 0%

459 - TX BOARD OF ARCHITECTURAL EXAMINERS - BUILDING CONSTRUCTION UNADJUSTED GOAL IS 21.1%

T	0	0 / 0%	0 / 0%	0 / 0%	0 / 0%	0 / 0%	0 / 0%	0 / 0%
N	0	0 / 0%	0 / 0%	0 / 0%	0 / 0%	0 / 0%	0 / 0%	0 / 0%
S	***	0 / 0%	0 / 0%	0 / 0%	0 / 0%	0 / 0%	0 / 0%	0 / 0%
-TC	0	0 / 0%	0 / 0%	0 / 0%	0 / 0%	0 / 0%	0 / 0%	0 / 0%
-I	0	0 / 0%	0 / 0%	0 / 0%	0 / 0%	0 / 0%	0 / 0%	0 / 0%
	0	0 / 0%	0 / 0%	0 / 0%	0 / 0%	0 / 0%	0 / 0%	0 / 0%

459 - TX BOARD OF ARCHITECTURAL EXAMINERS - SPECIAL TRADE UNADJUSTED GOAL IS 32.9%

T	0	0 / 0%	0 / 0%	0 / 0%	0 / 0%	0 / 0%	0 / 0%	0 / 0%
N	0	0 / 0%	0 / 0%	0 / 0%	0 / 0%	0 / 0%	0 / 0%	0 / 0%
S	***	0 / 0%	0 / 0%	0 / 0%	0 / 0%	0 / 0%	0 / 0%	0 / 0%
-TC	0	0 / 0%	0 / 0%	0 / 0%	0 / 0%	0 / 0%	0 / 0%	0 / 0%
-I	0	0 / 0%	0 / 0%	0 / 0%	0 / 0%	0 / 0%	0 / 0%	0 / 0%
	0	0 / 0%	0 / 0%	0 / 0%	0 / 0%	0 / 0%	0 / 0%	0 / 0%

*** DOLLARS REPORTED BUT NOT SHOWN IN THESE COLUMNS. T=TREASURY, N=NON-TREASURY, S=SUBCONTRACTOR FUNDS & PROCUREMENT CARD HUB PURCHASES, TC=TERM CONTRACT, I= INTER GOVERNMENT



TEXAS HISTORICALLY UNDERUTILIZED BUSINESS (HUB) SEMI-ANNUAL REPORT RECEIVED FOR FISCAL YEAR 2024

SECTION VII - STATE AGENCY EXPENDITURE DATA

FUND TYPE	TOTAL EXPENDITURE	TOTAL SPENT WITH HUBS AMOUNT / %	BLACK AMOUNT / %	HISPANIC AMOUNT / %	WOMAN AMOUNT / %	ASIAN PACIFIC AMOUNT / %	NATIVE AMERICAN AMOUNT / %	SERVICE-DISABLED VETERAN AMOUNT / %
-----------	-------------------	----------------------------------	------------------	---------------------	------------------	--------------------------	----------------------------	-------------------------------------

459 - TX BOARD OF ARCHITECTURAL EXAMINERS - PROFESSIONAL SERVICES UNADJUSTED GOAL IS 23.7%

T	0	0 / 0%	0 / 0%	0 / 0%	0 / 0%	0 / 0%	0 / 0%	0 / 0%
N	0	0 / 0%	0 / 0%	0 / 0%	0 / 0%	0 / 0%	0 / 0%	0 / 0%
S	***	0 / 0%	0 / 0%	0 / 0%	0 / 0%	0 / 0%	0 / 0%	0 / 0%
-TC	0	0 / 0%	0 / 0%	0 / 0%	0 / 0%	0 / 0%	0 / 0%	0 / 0%
-I	0	0 / 0%	0 / 0%	0 / 0%	0 / 0%	0 / 0%	0 / 0%	0 / 0%
	0	0 / 0%	0 / 0%	0 / 0%	0 / 0%	0 / 0%	0 / 0%	0 / 0%

459 - TX BOARD OF ARCHITECTURAL EXAMINERS - OTHER SERVICES UNADJUSTED GOAL IS 26%

T	\$37,855	\$312 / 0.82%	0 / 0%	0 / 0%	\$312 / 0.82%	0 / 0%	0 / 0%	0 / 0%
N	0	0 / 0%	0 / 0%	0 / 0%	0 / 0%	0 / 0%	0 / 0%	0 / 0%
S	***	0 / 0%	0 / 0%	0 / 0%	0 / 0%	0 / 0%	0 / 0%	0 / 0%
-TC	\$353	\$142 / 40.32%	0 / 0%	0 / 0%	\$142 / 40.32%	0 / 0%	0 / 0%	0 / 0%
-I	0	0 / 0%	0 / 0%	0 / 0%	0 / 0%	0 / 0%	0 / 0%	0 / 0%
	\$37,502	\$170 / 41.14%	0 / 0%	0 / 0%	\$170 / 41.14%	0 / 0%	0 / 0%	0 / 0%

459 - TX BOARD OF ARCHITECTURAL EXAMINERS - COMMODITY PURCHASING UNADJUSTED GOAL IS 21.1%

T	\$10,182	\$3,010 / 29.56%	0 / 0%	0 / 0%	\$848 / 8.33%	\$2,162 / 21.23%	0 / 0%	0 / 0%
N	0	0 / 0%	0 / 0%	0 / 0%	0 / 0%	0 / 0%	0 / 0%	0 / 0%
S	***	0 / 0%	0 / 0%	0 / 0%	0 / 0%	0 / 0%	0 / 0%	0 / 0%
-TC	0	0 / 0%	0 / 0%	0 / 0%	0 / 0%	0 / 0%	0 / 0%	0 / 0%
-I	0	0 / 0%	0 / 0%	0 / 0%	0 / 0%	0 / 0%	0 / 0%	0 / 0%
	\$10,182	\$3,010 / 29.56%	0 / 0%	0 / 0%	\$848 / 8.33%	\$2,162 / 21.23%	0 / 0%	0 / 0%

*** DOLLARS REPORTED BUT NOT SHOWN IN THESE COLUMNS. T=TREASURY, N=NON-TREASURY, S=SUBCONTRACTOR FUNDS & PROCUREMENT CARD HUB PURCHASES, TC=TERM CONTRACT, I= INTER GOVERNMENT



TEXAS HISTORICALLY UNDERUTILIZED BUSINESS (HUB) SEMI-ANNUAL REPORT RECEIVED FOR FISCAL YEAR 2024

SECTION VII - STATE AGENCY EXPENDITURE DATA

FUND TYPE	TOTAL EXPENDITURE	TOTAL SPENT WITH HUBS AMOUNT / %	BLACK AMOUNT / %	HISPANIC AMOUNT / %	WOMAN AMOUNT / %	ASIAN PACIFIC AMOUNT / %	NATIVE AMERICAN AMOUNT / %	SERVICE-DISABLED VETERAN AMOUNT / %
459 - TX BOARD OF ARCHITECTURAL EXAMINERS - Statewide Grand Total Expenditures								
T	\$48,037	\$3,322 / 6.92%	0 / 0%	0 / 0%	\$1,161 / 2.42%	\$2,162 / 4.50%	0 / 0%	0 / 0%
N	0	0 / 0%	0 / 0%	0 / 0%	0 / 0%	0 / 0%	0 / 0%	0 / 0%
S	***	0 / 0%	0 / 0%	0 / 0%	0 / 0%	0 / 0%	0 / 0%	0 / 0%
-TC	\$353	\$142 / 40.32%	0 / 0%	0 / 0%	\$142 / 40.32%	0 / 0%	0 / 0%	0 / 0%
-I	0	0 / 0%	0 / 0%	0 / 0%	0 / 0%	0 / 0%	0 / 0%	0 / 0%
	\$47,684	\$3,180 / 47.23%	0 / 0%	0 / 0%	\$1,018 / 42.73%	\$2,162 / 4.50%	0 / 0%	0 / 0%

*** DOLLARS REPORTED BUT NOT SHOWN IN THESE COLUMNS. T=TREASURY, N=NON-TREASURY, S=SUBCONTRACTOR FUNDS & PROCUREMENT CARD HUB PURCHASES, TC=TERM CONTRACT, I= INTER GOVERNMENTAL



TEXAS HISTORICALLY UNDERUTILIZED BUSINESS (HUB) SEMI-ANNUAL REPORT RECEIVED FOR FISCAL YEAR 2024

SECTION VII - STATE AGENCY EXPENDITURE DATA

FUND TYPE	TOTAL EXPENDITURE	TOTAL SPENT WITH HUBS AMOUNT / %	BLACK AMOUNT / %	HISPANIC AMOUNT / %	WOMAN AMOUNT / %	ASIAN PACIFIC AMOUNT / %	NATIVE AMERICAN AMOUNT / %	SERVICE-DISABLED VETERAN AMOUNT / %
-----------	-------------------	----------------------------------	------------------	---------------------	------------------	--------------------------	----------------------------	-------------------------------------

460 - TEXAS BD OF PROF ENGINEERS & LAND SU - HEAVY CONSTRUCTION UNADJUSTED GOAL IS 11.2%

T	0	0 / 0%	0 / 0%	0 / 0%	0 / 0%	0 / 0%	0 / 0%	0 / 0%
N	0	0 / 0%	0 / 0%	0 / 0%	0 / 0%	0 / 0%	0 / 0%	0 / 0%
S	***	0 / 0%	0 / 0%	0 / 0%	0 / 0%	0 / 0%	0 / 0%	0 / 0%
-TC	0	0 / 0%	0 / 0%	0 / 0%	0 / 0%	0 / 0%	0 / 0%	0 / 0%
-I	0	0 / 0%	0 / 0%	0 / 0%	0 / 0%	0 / 0%	0 / 0%	0 / 0%
	0	0 / 0%	0 / 0%	0 / 0%	0 / 0%	0 / 0%	0 / 0%	0 / 0%

460 - TEXAS BD OF PROF ENGINEERS & LAND SU - BUILDING CONSTRUCTION UNADJUSTED GOAL IS 21.1%

T	0	0 / 0%	0 / 0%	0 / 0%	0 / 0%	0 / 0%	0 / 0%	0 / 0%
N	0	0 / 0%	0 / 0%	0 / 0%	0 / 0%	0 / 0%	0 / 0%	0 / 0%
S	***	0 / 0%	0 / 0%	0 / 0%	0 / 0%	0 / 0%	0 / 0%	0 / 0%
-TC	0	0 / 0%	0 / 0%	0 / 0%	0 / 0%	0 / 0%	0 / 0%	0 / 0%
-I	0	0 / 0%	0 / 0%	0 / 0%	0 / 0%	0 / 0%	0 / 0%	0 / 0%
	0	0 / 0%	0 / 0%	0 / 0%	0 / 0%	0 / 0%	0 / 0%	0 / 0%

460 - TEXAS BD OF PROF ENGINEERS & LAND SU - SPECIAL TRADE UNADJUSTED GOAL IS 32.9%

T	\$8,089	\$470 / 5.81%	0 / 0%	\$470 / 5.81%	0 / 0%	0 / 0%	0 / 0%	0 / 0%
N	0	0 / 0%	0 / 0%	0 / 0%	0 / 0%	0 / 0%	0 / 0%	0 / 0%
S	***	0 / 0%	0 / 0%	0 / 0%	0 / 0%	0 / 0%	0 / 0%	0 / 0%
-TC	0	0 / 0%	0 / 0%	0 / 0%	0 / 0%	0 / 0%	0 / 0%	0 / 0%
-I	0	0 / 0%	0 / 0%	0 / 0%	0 / 0%	0 / 0%	0 / 0%	0 / 0%
	\$8,089	\$470 / 5.81%	0 / 0%	\$470 / 5.81%	0 / 0%	0 / 0%	0 / 0%	0 / 0%

*** DOLLARS REPORTED BUT NOT SHOWN IN THESE COLUMNS. T=TREASURY, N=NON-TREASURY, S=SUBCONTRACTOR FUNDS & PROCUREMENT CARD HUB PURCHASES, TC=TERM CONTRACT, I= INTER GOVERNMENT



TEXAS HISTORICALLY UNDERUTILIZED BUSINESS (HUB) SEMI-ANNUAL REPORT RECEIVED FOR FISCAL YEAR 2024

SECTION VII - STATE AGENCY EXPENDITURE DATA

FUND TYPE	TOTAL EXPENDITURE	TOTAL SPENT WITH HUBS AMOUNT / %	BLACK AMOUNT / %	HISPANIC AMOUNT / %	WOMAN AMOUNT / %	ASIAN PACIFIC AMOUNT / %	NATIVE AMERICAN AMOUNT / %	SERVICE-DISABLED VETERAN AMOUNT / %
-----------	-------------------	----------------------------------	------------------	---------------------	------------------	--------------------------	----------------------------	-------------------------------------

460 - TEXAS BD OF PROF ENGINEERS & LAND SU - PROFESSIONAL SERVICES UNADJUSTED GOAL IS 23.7%

T	\$2,808	\$2,808 / 100.00%	\$2,808 / 100.00%	0 / 0%	0 / 0%	0 / 0%	0 / 0%	0 / 0%
N	0	0 / 0%	0 / 0%	0 / 0%	0 / 0%	0 / 0%	0 / 0%	0 / 0%
S	***	0 / 0%	0 / 0%	0 / 0%	0 / 0%	0 / 0%	0 / 0%	0 / 0%
-TC	0	0 / 0%	0 / 0%	0 / 0%	0 / 0%	0 / 0%	0 / 0%	0 / 0%
-I	0	0 / 0%	0 / 0%	0 / 0%	0 / 0%	0 / 0%	0 / 0%	0 / 0%
	\$2,808	\$2,808 / 100.00%	\$2,808 / 100.00%	0 / 0%	0 / 0%	0 / 0%	0 / 0%	0 / 0%

460 - TEXAS BD OF PROF ENGINEERS & LAND SU - OTHER SERVICES UNADJUSTED GOAL IS 26%

T	\$134,209	\$1,015 / 0.76%	0 / 0%	0 / 0%	\$1,015 / 0.76%	0 / 0%	0 / 0%	0 / 0%
N	0	0 / 0%	0 / 0%	0 / 0%	0 / 0%	0 / 0%	0 / 0%	0 / 0%
S	***	0 / 0%	0 / 0%	0 / 0%	0 / 0%	0 / 0%	0 / 0%	0 / 0%
-TC	\$6,743	0 / 0%	0 / 0%	0 / 0%	0 / 0%	0 / 0%	0 / 0%	0 / 0%
-I	0	0 / 0%	0 / 0%	0 / 0%	0 / 0%	0 / 0%	0 / 0%	0 / 0%
	\$127,466	\$1,015 / 0.76%	0 / 0%	0 / 0%	\$1,015 / 0.76%	0 / 0%	0 / 0%	0 / 0%

460 - TEXAS BD OF PROF ENGINEERS & LAND SU - COMMODITY PURCHASING UNADJUSTED GOAL IS 21.1%

T	\$47,618	\$11,687 / 24.54%	0 / 0%	\$1,354 / 2.84%	\$3,923 / 8.24%	\$6,410 / 13.46%	0 / 0%	0 / 0%
N	0	0 / 0%	0 / 0%	0 / 0%	0 / 0%	0 / 0%	0 / 0%	0 / 0%
S	***	0 / 0%	0 / 0%	0 / 0%	0 / 0%	0 / 0%	0 / 0%	0 / 0%
-TC	\$1,194	\$24 / 2.02%	0 / 0%	0 / 0%	\$24 / 2.02%	0 / 0%	0 / 0%	0 / 0%
-I	0	0 / 0%	0 / 0%	0 / 0%	0 / 0%	0 / 0%	0 / 0%	0 / 0%
	\$46,424	\$11,662 / 26.56%	0 / 0%	\$1,354 / 2.84%	\$3,899 / 10.26%	\$6,410 / 13.46%	0 / 0%	0 / 0%

*** DOLLARS REPORTED BUT NOT SHOWN IN THESE COLUMNS. T=TREASURY, N=NON-TREASURY, S=SUBCONTRACTOR FUNDS & PROCUREMENT CARD HUB PURCHASES, TC=TERM CONTRACT, I= INTER GOVERNMENT



TEXAS HISTORICALLY UNDERUTILIZED BUSINESS (HUB) SEMI-ANNUAL REPORT RECEIVED FOR FISCAL YEAR 2024

SECTION VII - STATE AGENCY EXPENDITURE DATA

FUND TYPE	TOTAL EXPENDITURE	TOTAL SPENT WITH HUBS AMOUNT / %	BLACK AMOUNT / %	HISPANIC AMOUNT / %	WOMAN AMOUNT / %	ASIAN PACIFIC AMOUNT / %	NATIVE AMERICAN AMOUNT / %	SERVICE-DISABLED VETERAN AMOUNT / %
460 - TEXAS BD OF PROF ENGINEERS & LAND SU - Statewide Grand Total Expenditures								
T	\$192,724	\$15,979 / 8.29%	\$2,808 / 1.46%	\$1,824 / 0.95%	\$4,938 / 2.56%	\$6,410 / 3.33%	0 / 0%	0 / 0%
N	0	0 / 0%	0 / 0%	0 / 0%	0 / 0%	0 / 0%	0 / 0%	0 / 0%
S	***	0 / 0%	0 / 0%	0 / 0%	0 / 0%	0 / 0%	0 / 0%	0 / 0%
-TC	\$7,937	\$24 / 0.30%	0 / 0%	0 / 0%	\$24 / 0.30%	0 / 0%	0 / 0%	0 / 0%
-I	0	0 / 0%	0 / 0%	0 / 0%	0 / 0%	0 / 0%	0 / 0%	0 / 0%
	\$184,787	\$15,955 / 8.60%	\$2,808 / 1.46%	\$1,824 / 0.95%	\$4,914 / 2.87%	\$6,410 / 3.33%	0 / 0%	0 / 0%

*** DOLLARS REPORTED BUT NOT SHOWN IN THESE COLUMNS. T=TREASURY, N=NON-TREASURY, S=SUBCONTRACTOR FUNDS & PROCUREMENT CARD HUB PURCHASES, TC=TERM CONTRACT, I= INTER GOVERNMENTAL



TEXAS HISTORICALLY UNDERUTILIZED BUSINESS (HUB) SEMI-ANNUAL REPORT RECEIVED FOR FISCAL YEAR 2024

SECTION VII - STATE AGENCY EXPENDITURE DATA

FUND TYPE	TOTAL EXPENDITURE	TOTAL SPENT WITH HUBS AMOUNT / %	BLACK AMOUNT / %	HISPANIC AMOUNT / %	WOMAN AMOUNT / %	ASIAN PACIFIC AMOUNT / %	NATIVE AMERICAN AMOUNT / %	SERVICE-DISABLED VETERAN AMOUNT / %
-----------	-------------------	----------------------------------	------------------	---------------------	------------------	--------------------------	----------------------------	-------------------------------------

466 - CONSUMER CREDIT COMMISSIONER - HEAVY CONSTRUCTION UNADJUSTED GOAL IS 11.2%

T	0	0 / 0%	0 / 0%	0 / 0%	0 / 0%	0 / 0%	0 / 0%	0 / 0%
N	0	0 / 0%	0 / 0%	0 / 0%	0 / 0%	0 / 0%	0 / 0%	0 / 0%
S	***	0 / 0%	0 / 0%	0 / 0%	0 / 0%	0 / 0%	0 / 0%	0 / 0%
-TC	0	0 / 0%	0 / 0%	0 / 0%	0 / 0%	0 / 0%	0 / 0%	0 / 0%
-I	0	0 / 0%	0 / 0%	0 / 0%	0 / 0%	0 / 0%	0 / 0%	0 / 0%
	0	0 / 0%	0 / 0%	0 / 0%	0 / 0%	0 / 0%	0 / 0%	0 / 0%

466 - CONSUMER CREDIT COMMISSIONER - BUILDING CONSTRUCTION UNADJUSTED GOAL IS 21.1%

T	0	0 / 0%	0 / 0%	0 / 0%	0 / 0%	0 / 0%	0 / 0%	0 / 0%
N	0	0 / 0%	0 / 0%	0 / 0%	0 / 0%	0 / 0%	0 / 0%	0 / 0%
S	***	0 / 0%	0 / 0%	0 / 0%	0 / 0%	0 / 0%	0 / 0%	0 / 0%
-TC	0	0 / 0%	0 / 0%	0 / 0%	0 / 0%	0 / 0%	0 / 0%	0 / 0%
-I	0	0 / 0%	0 / 0%	0 / 0%	0 / 0%	0 / 0%	0 / 0%	0 / 0%
	0	0 / 0%	0 / 0%	0 / 0%	0 / 0%	0 / 0%	0 / 0%	0 / 0%

466 - CONSUMER CREDIT COMMISSIONER - SPECIAL TRADE UNADJUSTED GOAL IS 32.9%

T	0	0 / 0%	0 / 0%	0 / 0%	0 / 0%	0 / 0%	0 / 0%	0 / 0%
N	0	0 / 0%	0 / 0%	0 / 0%	0 / 0%	0 / 0%	0 / 0%	0 / 0%
S	***	0 / 0%	0 / 0%	0 / 0%	0 / 0%	0 / 0%	0 / 0%	0 / 0%
-TC	0	0 / 0%	0 / 0%	0 / 0%	0 / 0%	0 / 0%	0 / 0%	0 / 0%
-I	0	0 / 0%	0 / 0%	0 / 0%	0 / 0%	0 / 0%	0 / 0%	0 / 0%
	0	0 / 0%	0 / 0%	0 / 0%	0 / 0%	0 / 0%	0 / 0%	0 / 0%

*** DOLLARS REPORTED BUT NOT SHOWN IN THESE COLUMNS. T=TREASURY, N=NON-TREASURY, S=SUBCONTRACTOR FUNDS & PROCUREMENT CARD HUB PURCHASES, TC=TERM CONTRACT, I= INTER GOVERNMENT



TEXAS HISTORICALLY UNDERUTILIZED BUSINESS (HUB) SEMI-ANNUAL REPORT RECEIVED FOR FISCAL YEAR 2024

SECTION VII - STATE AGENCY EXPENDITURE DATA

FUND TYPE	TOTAL EXPENDITURE	TOTAL SPENT WITH HUBS AMOUNT / %	BLACK AMOUNT / %	HISPANIC AMOUNT / %	WOMAN AMOUNT / %	ASIAN PACIFIC AMOUNT / %	NATIVE AMERICAN AMOUNT / %	SERVICE-DISABLED VETERAN AMOUNT / %
-----------	-------------------	----------------------------------	------------------	---------------------	------------------	--------------------------	----------------------------	-------------------------------------

466 - CONSUMER CREDIT COMMISSIONER - PROFESSIONAL SERVICES UNADJUSTED GOAL IS 23.7%

T	\$18,800	\$18,800 / 100.00%	0 / 0%	\$18,800 / 100.00%	0 / 0%	0 / 0%	0 / 0%	0 / 0%
N	0	0 / 0%	0 / 0%	0 / 0%	0 / 0%	0 / 0%	0 / 0%	0 / 0%
S	***	0 / 0%	0 / 0%	0 / 0%	0 / 0%	0 / 0%	0 / 0%	0 / 0%
-TC	0	0 / 0%	0 / 0%	0 / 0%	0 / 0%	0 / 0%	0 / 0%	0 / 0%
-I	0	0 / 0%	0 / 0%	0 / 0%	0 / 0%	0 / 0%	0 / 0%	0 / 0%
	\$18,800	\$18,800 / 100.00%	0 / 0%	\$18,800 / 100.00%	0 / 0%	0 / 0%	0 / 0%	0 / 0%

466 - CONSUMER CREDIT COMMISSIONER - OTHER SERVICES UNADJUSTED GOAL IS 26%

T	\$198,364	\$132,496 / 66.79%	0 / 0%	\$92,780 / 46.77%	\$36,391 / 18.35%	\$3,324 / 1.68%	0 / 0%	0 / 0%
N	0	0 / 0%	0 / 0%	0 / 0%	0 / 0%	0 / 0%	0 / 0%	0 / 0%
S	***	0 / 0%	0 / 0%	0 / 0%	0 / 0%	0 / 0%	0 / 0%	0 / 0%
-TC	\$5,328	0 / 0%	0 / 0%	0 / 0%	0 / 0%	0 / 0%	0 / 0%	0 / 0%
-I	0	0 / 0%	0 / 0%	0 / 0%	0 / 0%	0 / 0%	0 / 0%	0 / 0%
	\$193,035	\$132,496 / 66.79%	0 / 0%	\$92,780 / 46.77%	\$36,391 / 18.35%	\$3,324 / 1.68%	0 / 0%	0 / 0%

466 - CONSUMER CREDIT COMMISSIONER - COMMODITY PURCHASING UNADJUSTED GOAL IS 21.1%

T	\$10,295	\$4,616 / 44.83%	0 / 0%	\$1,668 / 16.20%	\$152 / 1.48%	\$2,796 / 27.16%	0 / 0%	0 / 0%
N	0	0 / 0%	0 / 0%	0 / 0%	0 / 0%	0 / 0%	0 / 0%	0 / 0%
S	***	0 / 0%	0 / 0%	0 / 0%	0 / 0%	0 / 0%	0 / 0%	0 / 0%
-TC	0	0 / 0%	0 / 0%	0 / 0%	0 / 0%	0 / 0%	0 / 0%	0 / 0%
-I	0	0 / 0%	0 / 0%	0 / 0%	0 / 0%	0 / 0%	0 / 0%	0 / 0%
	\$10,295	\$4,616 / 44.83%	0 / 0%	\$1,668 / 16.20%	\$152 / 1.48%	\$2,796 / 27.16%	0 / 0%	0 / 0%

*** DOLLARS REPORTED BUT NOT SHOWN IN THESE COLUMNS. T=TREASURY, N=NON-TREASURY, S=SUBCONTRACTOR FUNDS & PROCUREMENT CARD HUB PURCHASES, TC=TERM CONTRACT, I= INTER GOVERNMENTAL



TEXAS HISTORICALLY UNDERUTILIZED BUSINESS (HUB) SEMI-ANNUAL REPORT RECEIVED FOR FISCAL YEAR 2024

SECTION VII - STATE AGENCY EXPENDITURE DATA

FUND TYPE	TOTAL EXPENDITURE	TOTAL SPENT WITH HUBS AMOUNT / %	BLACK AMOUNT / %	HISPANIC AMOUNT / %	WOMAN AMOUNT / %	ASIAN PACIFIC AMOUNT / %	NATIVE AMERICAN AMOUNT / %	SERVICE-DISABLED VETERAN AMOUNT / %
466 - CONSUMER CREDIT COMMISSIONER - Statewide Grand Total Expenditures								
T	\$227,459	\$155,912 / 68.54%	0 / 0%	\$113,248 / 49.79%	\$36,543 / 16.07%	\$6,120 / 2.69%	0 / 0%	0 / 0%
N	0	0 / 0%	0 / 0%	0 / 0%	0 / 0%	0 / 0%	0 / 0%	0 / 0%
S	***	0 / 0%	0 / 0%	0 / 0%	0 / 0%	0 / 0%	0 / 0%	0 / 0%
-TC	\$5,328	0 / 0%	0 / 0%	0 / 0%	0 / 0%	0 / 0%	0 / 0%	0 / 0%
-I	0	0 / 0%	0 / 0%	0 / 0%	0 / 0%	0 / 0%	0 / 0%	0 / 0%
	\$222,131	\$155,912 / 68.54%	0 / 0%	\$113,248 / 49.79%	\$36,543 / 16.07%	\$6,120 / 2.69%	0 / 0%	0 / 0%

*** DOLLARS REPORTED BUT NOT SHOWN IN THESE COLUMNS. T=TREASURY, N=NON-TREASURY, S=SUBCONTRACTOR FUNDS & PROCUREMENT CARD HUB PURCHASES, TC=TERM CONTRACT, I= INTER GOVERNMENTAL



TEXAS HISTORICALLY UNDERUTILIZED BUSINESS (HUB) SEMI-ANNUAL REPORT RECEIVED FOR FISCAL YEAR 2024

SECTION VII - STATE AGENCY EXPENDITURE DATA

FUND TYPE	TOTAL EXPENDITURE	TOTAL SPENT WITH HUBS AMOUNT / %	BLACK AMOUNT / %	HISPANIC AMOUNT / %	WOMAN AMOUNT / %	ASIAN PACIFIC AMOUNT / %	NATIVE AMERICAN AMOUNT / %	SERVICE-DISABLED VETERAN AMOUNT / %
-----------	-------------------	----------------------------------	------------------	---------------------	------------------	--------------------------	----------------------------	-------------------------------------

469 - CREDIT UNION DEPARTMENT - HEAVY CONSTRUCTION UNADJUSTED GOAL IS 11.2%

T	0	0 / 0%	0 / 0%	0 / 0%	0 / 0%	0 / 0%	0 / 0%	0 / 0%
N	0	0 / 0%	0 / 0%	0 / 0%	0 / 0%	0 / 0%	0 / 0%	0 / 0%
S	***	0 / 0%	0 / 0%	0 / 0%	0 / 0%	0 / 0%	0 / 0%	0 / 0%
-TC	0	0 / 0%	0 / 0%	0 / 0%	0 / 0%	0 / 0%	0 / 0%	0 / 0%
-I	0	0 / 0%	0 / 0%	0 / 0%	0 / 0%	0 / 0%	0 / 0%	0 / 0%
	0	0 / 0%	0 / 0%	0 / 0%	0 / 0%	0 / 0%	0 / 0%	0 / 0%

469 - CREDIT UNION DEPARTMENT - BUILDING CONSTRUCTION UNADJUSTED GOAL IS 21.1%

T	0	0 / 0%	0 / 0%	0 / 0%	0 / 0%	0 / 0%	0 / 0%	0 / 0%
N	0	0 / 0%	0 / 0%	0 / 0%	0 / 0%	0 / 0%	0 / 0%	0 / 0%
S	***	0 / 0%	0 / 0%	0 / 0%	0 / 0%	0 / 0%	0 / 0%	0 / 0%
-TC	0	0 / 0%	0 / 0%	0 / 0%	0 / 0%	0 / 0%	0 / 0%	0 / 0%
-I	0	0 / 0%	0 / 0%	0 / 0%	0 / 0%	0 / 0%	0 / 0%	0 / 0%
	0	0 / 0%	0 / 0%	0 / 0%	0 / 0%	0 / 0%	0 / 0%	0 / 0%

469 - CREDIT UNION DEPARTMENT - SPECIAL TRADE UNADJUSTED GOAL IS 32.9%

T	\$326	0 / 0%	0 / 0%	0 / 0%	0 / 0%	0 / 0%	0 / 0%	0 / 0%
N	0	0 / 0%	0 / 0%	0 / 0%	0 / 0%	0 / 0%	0 / 0%	0 / 0%
S	***	0 / 0%	0 / 0%	0 / 0%	0 / 0%	0 / 0%	0 / 0%	0 / 0%
-TC	0	0 / 0%	0 / 0%	0 / 0%	0 / 0%	0 / 0%	0 / 0%	0 / 0%
-I	0	0 / 0%	0 / 0%	0 / 0%	0 / 0%	0 / 0%	0 / 0%	0 / 0%
	\$326	0 / 0%	0 / 0%	0 / 0%	0 / 0%	0 / 0%	0 / 0%	0 / 0%

*** DOLLARS REPORTED BUT NOT SHOWN IN THESE COLUMNS. T=TREASURY, N=NON-TREASURY, S=SUBCONTRACTOR FUNDS & PROCUREMENT CARD HUB PURCHASES, TC=TERM CONTRACT, I= INTER GOVERNMENT



TEXAS HISTORICALLY UNDERUTILIZED BUSINESS (HUB) SEMI-ANNUAL REPORT RECEIVED FOR FISCAL YEAR 2024

SECTION VII - STATE AGENCY EXPENDITURE DATA

FUND TYPE	TOTAL EXPENDITURE	TOTAL SPENT WITH HUBS AMOUNT / %	BLACK AMOUNT / %	HISPANIC AMOUNT / %	WOMAN AMOUNT / %	ASIAN PACIFIC AMOUNT / %	NATIVE AMERICAN AMOUNT / %	SERVICE-DISABLED VETERAN AMOUNT / %
-----------	-------------------	----------------------------------	------------------	---------------------	------------------	--------------------------	----------------------------	-------------------------------------

469 - CREDIT UNION DEPARTMENT - PROFESSIONAL SERVICES UNADJUSTED GOAL IS 23.7%

T	0	0 / 0%	0 / 0%	0 / 0%	0 / 0%	0 / 0%	0 / 0%	0 / 0%
N	0	0 / 0%	0 / 0%	0 / 0%	0 / 0%	0 / 0%	0 / 0%	0 / 0%
S	***	0 / 0%	0 / 0%	0 / 0%	0 / 0%	0 / 0%	0 / 0%	0 / 0%
-TC	0	0 / 0%	0 / 0%	0 / 0%	0 / 0%	0 / 0%	0 / 0%	0 / 0%
-I	0	0 / 0%	0 / 0%	0 / 0%	0 / 0%	0 / 0%	0 / 0%	0 / 0%
	0	0 / 0%	0 / 0%	0 / 0%	0 / 0%	0 / 0%	0 / 0%	0 / 0%

469 - CREDIT UNION DEPARTMENT - OTHER SERVICES UNADJUSTED GOAL IS 26%

T	\$58,958	\$25,907 / 43.94%	\$1,943 / 3.29%	0 / 0%	\$23,965 / 40.65%	0 / 0%	0 / 0%	0 / 0%
N	0	0 / 0%	0 / 0%	0 / 0%	0 / 0%	0 / 0%	0 / 0%	0 / 0%
S	***	0 / 0%	0 / 0%	0 / 0%	0 / 0%	0 / 0%	0 / 0%	0 / 0%
-TC	\$64	0 / 0%	0 / 0%	0 / 0%	0 / 0%	0 / 0%	0 / 0%	0 / 0%
-I	0	0 / 0%	0 / 0%	0 / 0%	0 / 0%	0 / 0%	0 / 0%	0 / 0%
	\$58,894	\$25,907 / 43.94%	\$1,943 / 3.29%	0 / 0%	\$23,965 / 40.65%	0 / 0%	0 / 0%	0 / 0%

469 - CREDIT UNION DEPARTMENT - COMMODITY PURCHASING UNADJUSTED GOAL IS 21.1%

T	\$8,573	\$4,886 / 56.99%	0 / 0%	0 / 0%	\$94 / 1.10%	\$4,791 / 55.89%	0 / 0%	0 / 0%
N	0	0 / 0%	0 / 0%	0 / 0%	0 / 0%	0 / 0%	0 / 0%	0 / 0%
S	***	0 / 0%	0 / 0%	0 / 0%	0 / 0%	0 / 0%	0 / 0%	0 / 0%
-TC	\$1,647	0 / 0%	0 / 0%	0 / 0%	0 / 0%	0 / 0%	0 / 0%	0 / 0%
-I	0	0 / 0%	0 / 0%	0 / 0%	0 / 0%	0 / 0%	0 / 0%	0 / 0%
	\$6,925	\$4,886 / 56.99%	0 / 0%	0 / 0%	\$94 / 1.10%	\$4,791 / 55.89%	0 / 0%	0 / 0%

*** DOLLARS REPORTED BUT NOT SHOWN IN THESE COLUMNS. T=TREASURY, N=NON-TREASURY, S=SUBCONTRACTOR FUNDS & PROCUREMENT CARD HUB PURCHASES, TC=TERM CONTRACT, I= INTER GOVERNMENT



TEXAS HISTORICALLY UNDERUTILIZED BUSINESS (HUB) SEMI-ANNUAL REPORT RECEIVED FOR FISCAL YEAR 2024

SECTION VII - STATE AGENCY EXPENDITURE DATA

FUND TYPE	TOTAL EXPENDITURE	TOTAL SPENT WITH HUBS AMOUNT / %	BLACK AMOUNT / %	HISPANIC AMOUNT / %	WOMAN AMOUNT / %	ASIAN PACIFIC AMOUNT / %	NATIVE AMERICAN AMOUNT / %	SERVICE-DISABLED VETERAN AMOUNT / %
469 - CREDIT UNION DEPARTMENT - Statewide Grand Total Expenditures								
T	\$67,857	\$30,793 / 45.38%	\$1,943 / 2.86%	0 / 0%	\$24,059 / 35.46%	\$4,791 / 7.06%	0 / 0%	0 / 0%
N	0	0 / 0%	0 / 0%	0 / 0%	0 / 0%	0 / 0%	0 / 0%	0 / 0%
S	***	0 / 0%	0 / 0%	0 / 0%	0 / 0%	0 / 0%	0 / 0%	0 / 0%
-TC	\$1,711	0 / 0%	0 / 0%	0 / 0%	0 / 0%	0 / 0%	0 / 0%	0 / 0%
-I	0	0 / 0%	0 / 0%	0 / 0%	0 / 0%	0 / 0%	0 / 0%	0 / 0%
	\$66,146	\$30,793 / 45.38%	\$1,943 / 2.86%	0 / 0%	\$24,059 / 35.46%	\$4,791 / 7.06%	0 / 0%	0 / 0%

*** DOLLARS REPORTED BUT NOT SHOWN IN THESE COLUMNS. T=TREASURY, N=NON-TREASURY, S=SUBCONTRACTOR FUNDS & PROCUREMENT CARD HUB PURCHASES, TC=TERM CONTRACT, I= INTER GOVERNMENTAL



TEXAS HISTORICALLY UNDERUTILIZED BUSINESS (HUB) SEMI-ANNUAL REPORT RECEIVED FOR FISCAL YEAR 2024

SECTION VII - STATE AGENCY EXPENDITURE DATA

FUND TYPE	TOTAL EXPENDITURE	TOTAL SPENT WITH HUBS AMOUNT / %	BLACK AMOUNT / %	HISPANIC AMOUNT / %	WOMAN AMOUNT / %	ASIAN PACIFIC AMOUNT / %	NATIVE AMERICAN AMOUNT / %	SERVICE-DISABLED VETERAN AMOUNT / %
-----------	-------------------	----------------------------------	------------------	---------------------	------------------	--------------------------	----------------------------	-------------------------------------

473 - PUBLIC UTILITY COMMISSION OF TEXAS - HEAVY CONSTRUCTION UNADJUSTED GOAL IS 11.2%

T	0	0 / 0%	0 / 0%	0 / 0%	0 / 0%	0 / 0%	0 / 0%	0 / 0%
N	0	0 / 0%	0 / 0%	0 / 0%	0 / 0%	0 / 0%	0 / 0%	0 / 0%
S	***	0 / 0%	0 / 0%	0 / 0%	0 / 0%	0 / 0%	0 / 0%	0 / 0%
-TC	0	0 / 0%	0 / 0%	0 / 0%	0 / 0%	0 / 0%	0 / 0%	0 / 0%
-I	0	0 / 0%	0 / 0%	0 / 0%	0 / 0%	0 / 0%	0 / 0%	0 / 0%
	0	0 / 0%	0 / 0%	0 / 0%	0 / 0%	0 / 0%	0 / 0%	0 / 0%

473 - PUBLIC UTILITY COMMISSION OF TEXAS - BUILDING CONSTRUCTION UNADJUSTED GOAL IS 21.1%

T	0	0 / 0%	0 / 0%	0 / 0%	0 / 0%	0 / 0%	0 / 0%	0 / 0%
N	0	0 / 0%	0 / 0%	0 / 0%	0 / 0%	0 / 0%	0 / 0%	0 / 0%
S	***	0 / 0%	0 / 0%	0 / 0%	0 / 0%	0 / 0%	0 / 0%	0 / 0%
-TC	0	0 / 0%	0 / 0%	0 / 0%	0 / 0%	0 / 0%	0 / 0%	0 / 0%
-I	0	0 / 0%	0 / 0%	0 / 0%	0 / 0%	0 / 0%	0 / 0%	0 / 0%
	0	0 / 0%	0 / 0%	0 / 0%	0 / 0%	0 / 0%	0 / 0%	0 / 0%

473 - PUBLIC UTILITY COMMISSION OF TEXAS - SPECIAL TRADE UNADJUSTED GOAL IS 32.9%

T	\$78	0 / 0%	0 / 0%	0 / 0%	0 / 0%	0 / 0%	0 / 0%	0 / 0%
N	0	0 / 0%	0 / 0%	0 / 0%	0 / 0%	0 / 0%	0 / 0%	0 / 0%
S	***	0 / 0%	0 / 0%	0 / 0%	0 / 0%	0 / 0%	0 / 0%	0 / 0%
-TC	0	0 / 0%	0 / 0%	0 / 0%	0 / 0%	0 / 0%	0 / 0%	0 / 0%
-I	0	0 / 0%	0 / 0%	0 / 0%	0 / 0%	0 / 0%	0 / 0%	0 / 0%
	\$78	0 / 0%	0 / 0%	0 / 0%	0 / 0%	0 / 0%	0 / 0%	0 / 0%

*** DOLLARS REPORTED BUT NOT SHOWN IN THESE COLUMNS. T=TREASURY, N=NON-TREASURY, S=SUBCONTRACTOR FUNDS & PROCUREMENT CARD HUB PURCHASES, TC=TERM CONTRACT, I= INTER GOVERNMENTAL



TEXAS HISTORICALLY UNDERUTILIZED BUSINESS (HUB) SEMI-ANNUAL REPORT RECEIVED FOR FISCAL YEAR 2024

SECTION VII - STATE AGENCY EXPENDITURE DATA

FUND TYPE	TOTAL EXPENDITURE	TOTAL SPENT WITH HUBS AMOUNT / %	BLACK AMOUNT / %	HISPANIC AMOUNT / %	WOMAN AMOUNT / %	ASIAN PACIFIC AMOUNT / %	NATIVE AMERICAN AMOUNT / %	SERVICE-DISABLED VETERAN AMOUNT / %
473 - PUBLIC UTILITY COMMISSION OF TEXAS - PROFESSIONAL SERVICES UNADJUSTED GOAL IS 23.7%								
T	0	0 / 0%	0 / 0%	0 / 0%	0 / 0%	0 / 0%	0 / 0%	0 / 0%
N	0	0 / 0%	0 / 0%	0 / 0%	0 / 0%	0 / 0%	0 / 0%	0 / 0%
S	***	0 / 0%	0 / 0%	0 / 0%	0 / 0%	0 / 0%	0 / 0%	0 / 0%
-TC	0	0 / 0%	0 / 0%	0 / 0%	0 / 0%	0 / 0%	0 / 0%	0 / 0%
-I	0	0 / 0%	0 / 0%	0 / 0%	0 / 0%	0 / 0%	0 / 0%	0 / 0%
	0	0 / 0%	0 / 0%	0 / 0%	0 / 0%	0 / 0%	0 / 0%	0 / 0%

473 - PUBLIC UTILITY COMMISSION OF TEXAS - OTHER SERVICES UNADJUSTED GOAL IS 26%								
T	\$204,282	\$42,590 / 20.85%	\$41,438 / 20.28%	0 / 0%	\$1,153 / 0.56%	0 / 0%	0 / 0%	0 / 0%
N	0	0 / 0%	0 / 0%	0 / 0%	0 / 0%	0 / 0%	0 / 0%	0 / 0%
S	***	0 / 0%	0 / 0%	0 / 0%	0 / 0%	0 / 0%	0 / 0%	0 / 0%
-TC	\$1,257	\$913 / 72.65%	0 / 0%	0 / 0%	\$913 / 72.65%	0 / 0%	0 / 0%	0 / 0%
-I	\$2,319	0 / 0%	0 / 0%	0 / 0%	0 / 0%	0 / 0%	0 / 0%	0 / 0%
	\$200,706	\$41,677 / 93.50%	\$41,438 / 20.28%	0 / 0%	\$240 / 73.21%	0 / 0%	0 / 0%	0 / 0%

473 - PUBLIC UTILITY COMMISSION OF TEXAS - COMMODITY PURCHASING UNADJUSTED GOAL IS 21.1%								
T	\$608,468	\$126,304 / 20.76%	0 / 0%	\$67,451 / 11.09%	\$56,850 / 9.34%	\$2,004 / 0.33%	0 / 0%	0 / 0%
N	0	0 / 0%	0 / 0%	0 / 0%	0 / 0%	0 / 0%	0 / 0%	0 / 0%
S	***	0 / 0%	0 / 0%	0 / 0%	0 / 0%	0 / 0%	0 / 0%	0 / 0%
-TC	\$40,998	0 / 0%	0 / 0%	0 / 0%	0 / 0%	0 / 0%	0 / 0%	0 / 0%
-I	-\$3,097	0 / 0%	0 / 0%	0 / 0%	0 / 0%	0 / 0%	0 / 0%	0 / 0%
	\$570,567	\$126,304 / 20.76%	0 / 0%	\$67,451 / 11.09%	\$56,850 / 9.34%	\$2,004 / 0.33%	0 / 0%	0 / 0%

*** DOLLARS REPORTED BUT NOT SHOWN IN THESE COLUMNS. T=TREASURY, N=NON-TREASURY, S=SUBCONTRACTOR FUNDS & PROCUREMENT CARD HUB PURCHASES, TC=TERM CONTRACT, I= INTER GOVERNMENTAL



TEXAS HISTORICALLY UNDERUTILIZED BUSINESS (HUB) SEMI-ANNUAL REPORT RECEIVED FOR FISCAL YEAR 2024

SECTION VII - STATE AGENCY EXPENDITURE DATA

FUND TYPE	TOTAL EXPENDITURE	TOTAL SPENT WITH HUBS AMOUNT / %	BLACK AMOUNT / %	HISPANIC AMOUNT / %	WOMAN AMOUNT / %	ASIAN PACIFIC AMOUNT / %	NATIVE AMERICAN AMOUNT / %	SERVICE-DISABLED VETERAN AMOUNT / %
473 - PUBLIC UTILITY COMMISSION OF TEXAS - Statewide Grand Total Expenditures								
T	\$812,829	\$168,895 / 20.78%	\$41,438 / 5.10%	\$67,451 / 8.30%	\$58,003 / 7.14%	\$2,004 / 0.25%	0 / 0%	0 / 0%
N	0	0 / 0%	0 / 0%	0 / 0%	0 / 0%	0 / 0%	0 / 0%	0 / 0%
S	***	0 / 0%	0 / 0%	0 / 0%	0 / 0%	0 / 0%	0 / 0%	0 / 0%
-TC	\$42,255	\$913 / 2.16%	0 / 0%	0 / 0%	\$913 / 2.16%	0 / 0%	0 / 0%	0 / 0%
-I	\$-778	0 / 0%	0 / 0%	0 / 0%	0 / 0%	0 / 0%	0 / 0%	0 / 0%
	\$771,352	\$167,982 / 22.94%	\$41,438 / 5.10%	\$67,451 / 8.30%	\$57,090 / 9.30%	\$2,004 / 0.25%	0 / 0%	0 / 0%

*** DOLLARS REPORTED BUT NOT SHOWN IN THESE COLUMNS. T=TREASURY, N=NON-TREASURY, S=SUBCONTRACTOR FUNDS & PROCUREMENT CARD HUB PURCHASES, TC=TERM CONTRACT, I= INTER GOVERNMENTAL



TEXAS HISTORICALLY UNDERUTILIZED BUSINESS (HUB) SEMI-ANNUAL REPORT RECEIVED FOR FISCAL YEAR 2024

SECTION VII - STATE AGENCY EXPENDITURE DATA

FUND TYPE	TOTAL EXPENDITURE	TOTAL SPENT WITH HUBS AMOUNT / %	BLACK AMOUNT / %	HISPANIC AMOUNT / %	WOMAN AMOUNT / %	ASIAN PACIFIC AMOUNT / %	NATIVE AMERICAN AMOUNT / %	SERVICE-DISABLED VETERAN AMOUNT / %
-----------	-------------------	----------------------------------	------------------	---------------------	------------------	--------------------------	----------------------------	-------------------------------------

475 - OFFICE OF PUBLIC UTILITY COUNSEL - HEAVY CONSTRUCTION UNADJUSTED GOAL IS 11.2%

T	0	0 / 0%	0 / 0%	0 / 0%	0 / 0%	0 / 0%	0 / 0%	0 / 0%
N	0	0 / 0%	0 / 0%	0 / 0%	0 / 0%	0 / 0%	0 / 0%	0 / 0%
S	***	0 / 0%	0 / 0%	0 / 0%	0 / 0%	0 / 0%	0 / 0%	0 / 0%
-TC	0	0 / 0%	0 / 0%	0 / 0%	0 / 0%	0 / 0%	0 / 0%	0 / 0%
-I	0	0 / 0%	0 / 0%	0 / 0%	0 / 0%	0 / 0%	0 / 0%	0 / 0%
	0	0 / 0%	0 / 0%	0 / 0%	0 / 0%	0 / 0%	0 / 0%	0 / 0%

475 - OFFICE OF PUBLIC UTILITY COUNSEL - BUILDING CONSTRUCTION UNADJUSTED GOAL IS 21.1%

T	0	0 / 0%	0 / 0%	0 / 0%	0 / 0%	0 / 0%	0 / 0%	0 / 0%
N	0	0 / 0%	0 / 0%	0 / 0%	0 / 0%	0 / 0%	0 / 0%	0 / 0%
S	***	0 / 0%	0 / 0%	0 / 0%	0 / 0%	0 / 0%	0 / 0%	0 / 0%
-TC	0	0 / 0%	0 / 0%	0 / 0%	0 / 0%	0 / 0%	0 / 0%	0 / 0%
-I	0	0 / 0%	0 / 0%	0 / 0%	0 / 0%	0 / 0%	0 / 0%	0 / 0%
	0	0 / 0%	0 / 0%	0 / 0%	0 / 0%	0 / 0%	0 / 0%	0 / 0%

475 - OFFICE OF PUBLIC UTILITY COUNSEL - SPECIAL TRADE UNADJUSTED GOAL IS 32.9%

T	0	0 / 0%	0 / 0%	0 / 0%	0 / 0%	0 / 0%	0 / 0%	0 / 0%
N	0	0 / 0%	0 / 0%	0 / 0%	0 / 0%	0 / 0%	0 / 0%	0 / 0%
S	***	0 / 0%	0 / 0%	0 / 0%	0 / 0%	0 / 0%	0 / 0%	0 / 0%
-TC	0	0 / 0%	0 / 0%	0 / 0%	0 / 0%	0 / 0%	0 / 0%	0 / 0%
-I	0	0 / 0%	0 / 0%	0 / 0%	0 / 0%	0 / 0%	0 / 0%	0 / 0%
	0	0 / 0%	0 / 0%	0 / 0%	0 / 0%	0 / 0%	0 / 0%	0 / 0%

*** DOLLARS REPORTED BUT NOT SHOWN IN THESE COLUMNS. T=TREASURY, N=NON-TREASURY, S=SUBCONTRACTOR FUNDS & PROCUREMENT CARD HUB PURCHASES, TC=TERM CONTRACT, I= INTER GOVERNMENTAL



TEXAS HISTORICALLY UNDERUTILIZED BUSINESS (HUB) SEMI-ANNUAL REPORT RECEIVED FOR FISCAL YEAR 2024

SECTION VII - STATE AGENCY EXPENDITURE DATA

FUND TYPE	TOTAL EXPENDITURE	TOTAL SPENT WITH HUBS AMOUNT / %	BLACK AMOUNT / %	HISPANIC AMOUNT / %	WOMAN AMOUNT / %	ASIAN PACIFIC AMOUNT / %	NATIVE AMERICAN AMOUNT / %	SERVICE-DISABLED VETERAN AMOUNT / %
-----------	-------------------	----------------------------------	------------------	---------------------	------------------	--------------------------	----------------------------	-------------------------------------

475 - OFFICE OF PUBLIC UTILITY COUNSEL - PROFESSIONAL SERVICES UNADJUSTED GOAL IS 23.7%

T	0	0 / 0%	0 / 0%	0 / 0%	0 / 0%	0 / 0%	0 / 0%	0 / 0%
N	0	0 / 0%	0 / 0%	0 / 0%	0 / 0%	0 / 0%	0 / 0%	0 / 0%
S	***	0 / 0%	0 / 0%	0 / 0%	0 / 0%	0 / 0%	0 / 0%	0 / 0%
-TC	0	0 / 0%	0 / 0%	0 / 0%	0 / 0%	0 / 0%	0 / 0%	0 / 0%
-I	0	0 / 0%	0 / 0%	0 / 0%	0 / 0%	0 / 0%	0 / 0%	0 / 0%
	0	0 / 0%	0 / 0%	0 / 0%	0 / 0%	0 / 0%	0 / 0%	0 / 0%

475 - OFFICE OF PUBLIC UTILITY COUNSEL - OTHER SERVICES UNADJUSTED GOAL IS 26%

T	\$23,442	\$235 / 1.00%	0 / 0%	\$235 / 1.00%	0 / 0%	0 / 0%	0 / 0%	0 / 0%
N	0	0 / 0%	0 / 0%	0 / 0%	0 / 0%	0 / 0%	0 / 0%	0 / 0%
S	***	0 / 0%	0 / 0%	0 / 0%	0 / 0%	0 / 0%	0 / 0%	0 / 0%
-TC	\$30	0 / 0%	0 / 0%	0 / 0%	0 / 0%	0 / 0%	0 / 0%	0 / 0%
-I	0	0 / 0%	0 / 0%	0 / 0%	0 / 0%	0 / 0%	0 / 0%	0 / 0%
	\$23,412	\$235 / 1.00%	0 / 0%	\$235 / 1.00%	0 / 0%	0 / 0%	0 / 0%	0 / 0%

475 - OFFICE OF PUBLIC UTILITY COUNSEL - COMMODITY PURCHASING UNADJUSTED GOAL IS 21.1%

T	0	0 / 0%	0 / 0%	0 / 0%	0 / 0%	0 / 0%	0 / 0%	0 / 0%
N	0	0 / 0%	0 / 0%	0 / 0%	0 / 0%	0 / 0%	0 / 0%	0 / 0%
S	***	0 / 0%	0 / 0%	0 / 0%	0 / 0%	0 / 0%	0 / 0%	0 / 0%
-TC	0	0 / 0%	0 / 0%	0 / 0%	0 / 0%	0 / 0%	0 / 0%	0 / 0%
-I	0	0 / 0%	0 / 0%	0 / 0%	0 / 0%	0 / 0%	0 / 0%	0 / 0%
	0	0 / 0%	0 / 0%	0 / 0%	0 / 0%	0 / 0%	0 / 0%	0 / 0%

*** DOLLARS REPORTED BUT NOT SHOWN IN THESE COLUMNS. T=TREASURY, N=NON-TREASURY, S=SUBCONTRACTOR FUNDS & PROCUREMENT CARD HUB PURCHASES, TC=TERM CONTRACT, I= INTER GOVERNMENTAL



TEXAS HISTORICALLY UNDERUTILIZED BUSINESS (HUB) SEMI-ANNUAL REPORT RECEIVED FOR FISCAL YEAR 2024

SECTION VII - STATE AGENCY EXPENDITURE DATA

FUND TYPE	TOTAL EXPENDITURE	TOTAL SPENT WITH HUBS AMOUNT / %	BLACK AMOUNT / %	HISPANIC AMOUNT / %	WOMAN AMOUNT / %	ASIAN PACIFIC AMOUNT / %	NATIVE AMERICAN AMOUNT / %	SERVICE-DISABLED VETERAN AMOUNT / %
475 - OFFICE OF PUBLIC UTILITY COUNSEL - Statewide Grand Total Expenditures								
T	\$23,442	\$235 / 1.00%	0 / 0%	\$235 / 1.00%	0 / 0%	0 / 0%	0 / 0%	0 / 0%
N	0	0 / 0%	0 / 0%	0 / 0%	0 / 0%	0 / 0%	0 / 0%	0 / 0%
S	***	0 / 0%	0 / 0%	0 / 0%	0 / 0%	0 / 0%	0 / 0%	0 / 0%
-TC	\$30	0 / 0%	0 / 0%	0 / 0%	0 / 0%	0 / 0%	0 / 0%	0 / 0%
-I	0	0 / 0%	0 / 0%	0 / 0%	0 / 0%	0 / 0%	0 / 0%	0 / 0%
	\$23,412	\$235 / 1.00%	0 / 0%	\$235 / 1.00%	0 / 0%	0 / 0%	0 / 0%	0 / 0%

*** DOLLARS REPORTED BUT NOT SHOWN IN THESE COLUMNS. T=TREASURY, N=NON-TREASURY, S=SUBCONTRACTOR FUNDS & PROCUREMENT CARD HUB PURCHASES, TC=TERM CONTRACT, I= INTER GOVERNMENTAL



TEXAS HISTORICALLY UNDERUTILIZED BUSINESS (HUB) SEMI-ANNUAL REPORT RECEIVED FOR FISCAL YEAR 2024

SECTION VII - STATE AGENCY EXPENDITURE DATA

FUND TYPE	TOTAL EXPENDITURE	TOTAL SPENT WITH HUBS AMOUNT / %	BLACK AMOUNT / %	HISPANIC AMOUNT / %	WOMAN AMOUNT / %	ASIAN PACIFIC AMOUNT / %	NATIVE AMERICAN AMOUNT / %	SERVICE-DISABLED VETERAN AMOUNT / %
-----------	-------------------	----------------------------------	------------------	---------------------	------------------	--------------------------	----------------------------	-------------------------------------

476 - TEXAS RACING COMMISSION - HEAVY CONSTRUCTION UNADJUSTED GOAL IS 11.2%

T	0	0 / 0%	0 / 0%	0 / 0%	0 / 0%	0 / 0%	0 / 0%	0 / 0%
N	0	0 / 0%	0 / 0%	0 / 0%	0 / 0%	0 / 0%	0 / 0%	0 / 0%
S	***	0 / 0%	0 / 0%	0 / 0%	0 / 0%	0 / 0%	0 / 0%	0 / 0%
-TC	0	0 / 0%	0 / 0%	0 / 0%	0 / 0%	0 / 0%	0 / 0%	0 / 0%
-I	0	0 / 0%	0 / 0%	0 / 0%	0 / 0%	0 / 0%	0 / 0%	0 / 0%
	0	0 / 0%	0 / 0%	0 / 0%	0 / 0%	0 / 0%	0 / 0%	0 / 0%

476 - TEXAS RACING COMMISSION - BUILDING CONSTRUCTION UNADJUSTED GOAL IS 21.1%

T	0	0 / 0%	0 / 0%	0 / 0%	0 / 0%	0 / 0%	0 / 0%	0 / 0%
N	0	0 / 0%	0 / 0%	0 / 0%	0 / 0%	0 / 0%	0 / 0%	0 / 0%
S	***	0 / 0%	0 / 0%	0 / 0%	0 / 0%	0 / 0%	0 / 0%	0 / 0%
-TC	0	0 / 0%	0 / 0%	0 / 0%	0 / 0%	0 / 0%	0 / 0%	0 / 0%
-I	0	0 / 0%	0 / 0%	0 / 0%	0 / 0%	0 / 0%	0 / 0%	0 / 0%
	0	0 / 0%	0 / 0%	0 / 0%	0 / 0%	0 / 0%	0 / 0%	0 / 0%

476 - TEXAS RACING COMMISSION - SPECIAL TRADE UNADJUSTED GOAL IS 32.9%

T	0	0 / 0%	0 / 0%	0 / 0%	0 / 0%	0 / 0%	0 / 0%	0 / 0%
N	0	0 / 0%	0 / 0%	0 / 0%	0 / 0%	0 / 0%	0 / 0%	0 / 0%
S	***	0 / 0%	0 / 0%	0 / 0%	0 / 0%	0 / 0%	0 / 0%	0 / 0%
-TC	0	0 / 0%	0 / 0%	0 / 0%	0 / 0%	0 / 0%	0 / 0%	0 / 0%
-I	0	0 / 0%	0 / 0%	0 / 0%	0 / 0%	0 / 0%	0 / 0%	0 / 0%
	0	0 / 0%	0 / 0%	0 / 0%	0 / 0%	0 / 0%	0 / 0%	0 / 0%

*** DOLLARS REPORTED BUT NOT SHOWN IN THESE COLUMNS. T=TREASURY, N=NON-TREASURY, S=SUBCONTRACTOR FUNDS & PROCUREMENT CARD HUB PURCHASES, TC=TERM CONTRACT, I= INTER GOVERNMENT



TEXAS HISTORICALLY UNDERUTILIZED BUSINESS (HUB) SEMI-ANNUAL REPORT RECEIVED FOR FISCAL YEAR 2024

SECTION VII - STATE AGENCY EXPENDITURE DATA

FUND TYPE	TOTAL EXPENDITURE	TOTAL SPENT WITH HUBS AMOUNT / %	BLACK AMOUNT / %	HISPANIC AMOUNT / %	WOMAN AMOUNT / %	ASIAN PACIFIC AMOUNT / %	NATIVE AMERICAN AMOUNT / %	SERVICE-DISABLED VETERAN AMOUNT / %
-----------	-------------------	----------------------------------	------------------	---------------------	------------------	--------------------------	----------------------------	-------------------------------------

476 - TEXAS RACING COMMISSION - PROFESSIONAL SERVICES UNADJUSTED GOAL IS 23.7%

T	0	0 / 0%	0 / 0%	0 / 0%	0 / 0%	0 / 0%	0 / 0%	0 / 0%
N	0	0 / 0%	0 / 0%	0 / 0%	0 / 0%	0 / 0%	0 / 0%	0 / 0%
S	***	0 / 0%	0 / 0%	0 / 0%	0 / 0%	0 / 0%	0 / 0%	0 / 0%
-TC	0	0 / 0%	0 / 0%	0 / 0%	0 / 0%	0 / 0%	0 / 0%	0 / 0%
-I	0	0 / 0%	0 / 0%	0 / 0%	0 / 0%	0 / 0%	0 / 0%	0 / 0%
	0	0 / 0%	0 / 0%	0 / 0%	0 / 0%	0 / 0%	0 / 0%	0 / 0%

476 - TEXAS RACING COMMISSION - OTHER SERVICES UNADJUSTED GOAL IS 26%

T	\$215,579	\$41,051 / 19.04%	0 / 0%	\$13,491 / 6.26%	\$2,800 / 1.30%	\$24,761 / 11.49%	0 / 0%	0 / 0%
N	0	0 / 0%	0 / 0%	0 / 0%	0 / 0%	0 / 0%	0 / 0%	0 / 0%
S	***	0 / 0%	0 / 0%	0 / 0%	0 / 0%	0 / 0%	0 / 0%	0 / 0%
-TC	\$224	0 / 0%	0 / 0%	0 / 0%	0 / 0%	0 / 0%	0 / 0%	0 / 0%
-I	0	0 / 0%	0 / 0%	0 / 0%	0 / 0%	0 / 0%	0 / 0%	0 / 0%
	\$215,355	\$41,051 / 19.04%	0 / 0%	\$13,491 / 6.26%	\$2,800 / 1.30%	\$24,761 / 11.49%	0 / 0%	0 / 0%

476 - TEXAS RACING COMMISSION - COMMODITY PURCHASING UNADJUSTED GOAL IS 21.1%

T	\$112,202	\$87,666 / 78.13%	0 / 0%	\$1,668 / 1.49%	\$14,522 / 12.94%	\$71,476 / 63.70%	0 / 0%	0 / 0%
N	0	0 / 0%	0 / 0%	0 / 0%	0 / 0%	0 / 0%	0 / 0%	0 / 0%
S	***	0 / 0%	0 / 0%	0 / 0%	0 / 0%	0 / 0%	0 / 0%	0 / 0%
-TC	0	0 / 0%	0 / 0%	0 / 0%	0 / 0%	0 / 0%	0 / 0%	0 / 0%
-I	0	0 / 0%	0 / 0%	0 / 0%	0 / 0%	0 / 0%	0 / 0%	0 / 0%
	\$112,202	\$87,666 / 78.13%	0 / 0%	\$1,668 / 1.49%	\$14,522 / 12.94%	\$71,476 / 63.70%	0 / 0%	0 / 0%

*** DOLLARS REPORTED BUT NOT SHOWN IN THESE COLUMNS. T=TREASURY, N=NON-TREASURY, S=SUBCONTRACTOR FUNDS & PROCUREMENT CARD HUB PURCHASES, TC=TERM CONTRACT, I= INTER GOVERNMENTAL



TEXAS HISTORICALLY UNDERUTILIZED BUSINESS (HUB) SEMI-ANNUAL REPORT RECEIVED FOR FISCAL YEAR 2024

SECTION VII - STATE AGENCY EXPENDITURE DATA

FUND TYPE	TOTAL EXPENDITURE	TOTAL SPENT WITH HUBS AMOUNT / %	BLACK AMOUNT / %	HISPANIC AMOUNT / %	WOMAN AMOUNT / %	ASIAN PACIFIC AMOUNT / %	NATIVE AMERICAN AMOUNT / %	SERVICE-DISABLED VETERAN AMOUNT / %
476 - TEXAS RACING COMMISSION - Statewide Grand Total Expenditures								
T	\$327,781	\$128,718 / 39.27%	0 / 0%	\$15,159 / 4.62%	\$17,322 / 5.28%	\$96,237 / 29.36%	0 / 0%	0 / 0%
N	0	0 / 0%	0 / 0%	0 / 0%	0 / 0%	0 / 0%	0 / 0%	0 / 0%
S	***	0 / 0%	0 / 0%	0 / 0%	0 / 0%	0 / 0%	0 / 0%	0 / 0%
-TC	\$224	0 / 0%	0 / 0%	0 / 0%	0 / 0%	0 / 0%	0 / 0%	0 / 0%
-I	0	0 / 0%	0 / 0%	0 / 0%	0 / 0%	0 / 0%	0 / 0%	0 / 0%
	\$327,558	\$128,718 / 39.27%	0 / 0%	\$15,159 / 4.62%	\$17,322 / 5.28%	\$96,237 / 29.36%	0 / 0%	0 / 0%

*** DOLLARS REPORTED BUT NOT SHOWN IN THESE COLUMNS. T=TREASURY, N=NON-TREASURY, S=SUBCONTRACTOR FUNDS & PROCUREMENT CARD HUB PURCHASES, TC=TERM CONTRACT, I= INTER GOVERNMENTAL



TEXAS HISTORICALLY UNDERUTILIZED BUSINESS (HUB) SEMI-ANNUAL REPORT RECEIVED FOR FISCAL YEAR 2024

SECTION VII - STATE AGENCY EXPENDITURE DATA

FUND TYPE	TOTAL EXPENDITURE	TOTAL SPENT WITH HUBS AMOUNT / %	BLACK AMOUNT / %	HISPANIC AMOUNT / %	WOMAN AMOUNT / %	ASIAN PACIFIC AMOUNT / %	NATIVE AMERICAN AMOUNT / %	SERVICE-DISABLED VETERAN AMOUNT / %
-----------	-------------------	----------------------------------	------------------	---------------------	------------------	--------------------------	----------------------------	-------------------------------------

477 - COMM/STATE EMERGENCY COMMUNICATION - HEAVY CONSTRUCTION UNADJUSTED GOAL IS 11.2%

T	0	0 / 0%	0 / 0%	0 / 0%	0 / 0%	0 / 0%	0 / 0%	0 / 0%
N	0	0 / 0%	0 / 0%	0 / 0%	0 / 0%	0 / 0%	0 / 0%	0 / 0%
S	***	0 / 0%	0 / 0%	0 / 0%	0 / 0%	0 / 0%	0 / 0%	0 / 0%
-TC	0	0 / 0%	0 / 0%	0 / 0%	0 / 0%	0 / 0%	0 / 0%	0 / 0%
-I	0	0 / 0%	0 / 0%	0 / 0%	0 / 0%	0 / 0%	0 / 0%	0 / 0%
	0	0 / 0%	0 / 0%	0 / 0%	0 / 0%	0 / 0%	0 / 0%	0 / 0%

477 - COMM/STATE EMERGENCY COMMUNICATION - BUILDING CONSTRUCTION UNADJUSTED GOAL IS 21.1%

T	0	0 / 0%	0 / 0%	0 / 0%	0 / 0%	0 / 0%	0 / 0%	0 / 0%
N	0	0 / 0%	0 / 0%	0 / 0%	0 / 0%	0 / 0%	0 / 0%	0 / 0%
S	***	0 / 0%	0 / 0%	0 / 0%	0 / 0%	0 / 0%	0 / 0%	0 / 0%
-TC	0	0 / 0%	0 / 0%	0 / 0%	0 / 0%	0 / 0%	0 / 0%	0 / 0%
-I	0	0 / 0%	0 / 0%	0 / 0%	0 / 0%	0 / 0%	0 / 0%	0 / 0%
	0	0 / 0%	0 / 0%	0 / 0%	0 / 0%	0 / 0%	0 / 0%	0 / 0%

477 - COMM/STATE EMERGENCY COMMUNICATION - SPECIAL TRADE UNADJUSTED GOAL IS 32.9%

T	0	0 / 0%	0 / 0%	0 / 0%	0 / 0%	0 / 0%	0 / 0%	0 / 0%
N	0	0 / 0%	0 / 0%	0 / 0%	0 / 0%	0 / 0%	0 / 0%	0 / 0%
S	***	0 / 0%	0 / 0%	0 / 0%	0 / 0%	0 / 0%	0 / 0%	0 / 0%
-TC	0	0 / 0%	0 / 0%	0 / 0%	0 / 0%	0 / 0%	0 / 0%	0 / 0%
-I	0	0 / 0%	0 / 0%	0 / 0%	0 / 0%	0 / 0%	0 / 0%	0 / 0%
	0	0 / 0%	0 / 0%	0 / 0%	0 / 0%	0 / 0%	0 / 0%	0 / 0%

*** DOLLARS REPORTED BUT NOT SHOWN IN THESE COLUMNS. T=TREASURY, N=NON-TREASURY, S=SUBCONTRACTOR FUNDS & PROCUREMENT CARD HUB PURCHASES, TC=TERM CONTRACT, I= INTER GOVERNMENTAL



TEXAS HISTORICALLY UNDERUTILIZED BUSINESS (HUB) SEMI-ANNUAL REPORT RECEIVED FOR FISCAL YEAR 2024

SECTION VII - STATE AGENCY EXPENDITURE DATA

FUND TYPE	TOTAL EXPENDITURE	TOTAL SPENT WITH HUBS AMOUNT / %	BLACK AMOUNT / %	HISPANIC AMOUNT / %	WOMAN AMOUNT / %	ASIAN PACIFIC AMOUNT / %	NATIVE AMERICAN AMOUNT / %	SERVICE-DISABLED VETERAN AMOUNT / %
477 - COMM/STATE EMERGENCY COMMUNICATION - PROFESSIONAL SERVICES UNADJUSTED GOAL IS 23.7%								
T	0	0 / 0%	0 / 0%	0 / 0%	0 / 0%	0 / 0%	0 / 0%	0 / 0%
N	0	0 / 0%	0 / 0%	0 / 0%	0 / 0%	0 / 0%	0 / 0%	0 / 0%
S	***	0 / 0%	0 / 0%	0 / 0%	0 / 0%	0 / 0%	0 / 0%	0 / 0%
-TC	0	0 / 0%	0 / 0%	0 / 0%	0 / 0%	0 / 0%	0 / 0%	0 / 0%
-I	0	0 / 0%	0 / 0%	0 / 0%	0 / 0%	0 / 0%	0 / 0%	0 / 0%
	0	0 / 0%	0 / 0%	0 / 0%	0 / 0%	0 / 0%	0 / 0%	0 / 0%

477 - COMM/STATE EMERGENCY COMMUNICATION - OTHER SERVICES UNADJUSTED GOAL IS 26%								
T	\$2,097,240	\$394,346 / 18.80%	0 / 0%	\$55,407 / 2.64%	\$146,804 / 7.00%	\$139,791 / 6.67%	0 / 0%	\$52,345 / 2.50%
N	0	0 / 0%	0 / 0%	0 / 0%	0 / 0%	0 / 0%	0 / 0%	0 / 0%
S	***	0 / 0%	0 / 0%	0 / 0%	0 / 0%	0 / 0%	0 / 0%	0 / 0%
-TC	\$882	0 / 0%	0 / 0%	0 / 0%	0 / 0%	0 / 0%	0 / 0%	0 / 0%
-I	0	0 / 0%	0 / 0%	0 / 0%	0 / 0%	0 / 0%	0 / 0%	0 / 0%
	\$2,096,358	\$394,346 / 18.80%	0 / 0%	\$55,407 / 2.64%	\$146,804 / 7.00%	\$139,791 / 6.67%	0 / 0%	\$52,345 / 2.50%

477 - COMM/STATE EMERGENCY COMMUNICATION - COMMODITY PURCHASING UNADJUSTED GOAL IS 21.1%								
T	\$377,331	\$102,409 / 27.14%	0 / 0%	\$78,181 / 20.72%	\$24,228 / 6.42%	0 / 0%	0 / 0%	0 / 0%
N	0	0 / 0%	0 / 0%	0 / 0%	0 / 0%	0 / 0%	0 / 0%	0 / 0%
S	***	0 / 0%	0 / 0%	0 / 0%	0 / 0%	0 / 0%	0 / 0%	0 / 0%
-TC	0	0 / 0%	0 / 0%	0 / 0%	0 / 0%	0 / 0%	0 / 0%	0 / 0%
-I	0	0 / 0%	0 / 0%	0 / 0%	0 / 0%	0 / 0%	0 / 0%	0 / 0%
	\$377,331	\$102,409 / 27.14%	0 / 0%	\$78,181 / 20.72%	\$24,228 / 6.42%	0 / 0%	0 / 0%	0 / 0%

*** DOLLARS REPORTED BUT NOT SHOWN IN THESE COLUMNS. T=TREASURY, N=NON-TREASURY, S=SUBCONTRACTOR FUNDS & PROCUREMENT CARD HUB PURCHASES, TC=TERM CONTRACT, I= INTER GOVERNMENTAL



TEXAS HISTORICALLY UNDERUTILIZED BUSINESS (HUB) SEMI-ANNUAL REPORT RECEIVED FOR FISCAL YEAR 2024

SECTION VII - STATE AGENCY EXPENDITURE DATA

FUND TYPE	TOTAL EXPENDITURE	TOTAL SPENT WITH HUBS AMOUNT / %	BLACK AMOUNT / %	HISPANIC AMOUNT / %	WOMAN AMOUNT / %	ASIAN PACIFIC AMOUNT / %	NATIVE AMERICAN AMOUNT / %	SERVICE-DISABLED VETERAN AMOUNT / %
477 - COMM/STATE EMERGENCY COMMUNICATION - Statewide Grand Total Expenditures								
T	\$2,474,572	\$496,755 / 20.07%	0 / 0%	\$133,588 / 5.40%	\$171,032 / 6.91%	\$139,791 / 5.65%	0 / 0%	\$52,345 / 2.12%
N	0	0 / 0%	0 / 0%	0 / 0%	0 / 0%	0 / 0%	0 / 0%	0 / 0%
S	***	0 / 0%	0 / 0%	0 / 0%	0 / 0%	0 / 0%	0 / 0%	0 / 0%
-TC	\$882	0 / 0%	0 / 0%	0 / 0%	0 / 0%	0 / 0%	0 / 0%	0 / 0%
-I	0	0 / 0%	0 / 0%	0 / 0%	0 / 0%	0 / 0%	0 / 0%	0 / 0%
	\$2,473,690	\$496,755 / 20.07%	0 / 0%	\$133,588 / 5.40%	\$171,032 / 6.91%	\$139,791 / 5.65%	0 / 0%	\$52,345 / 2.12%

*** DOLLARS REPORTED BUT NOT SHOWN IN THESE COLUMNS. T=TREASURY, N=NON-TREASURY, S=SUBCONTRACTOR FUNDS & PROCUREMENT CARD HUB PURCHASES, TC=TERM CONTRACT, I= INTER GOVERNMENTAL



TEXAS HISTORICALLY UNDERUTILIZED BUSINESS (HUB) SEMI-ANNUAL REPORT RECEIVED FOR FISCAL YEAR 2024

SECTION VII - STATE AGENCY EXPENDITURE DATA

FUND TYPE	TOTAL EXPENDITURE	TOTAL SPENT WITH HUBS AMOUNT / %	BLACK AMOUNT / %	HISPANIC AMOUNT / %	WOMAN AMOUNT / %	ASIAN PACIFIC AMOUNT / %	NATIVE AMERICAN AMOUNT / %	SERVICE-DISABLED VETERAN AMOUNT / %
-----------	-------------------	----------------------------------	------------------	---------------------	------------------	--------------------------	----------------------------	-------------------------------------

479 - STATE OFFICE OF RISK MANAGEMENT - HEAVY CONSTRUCTION UNADJUSTED GOAL IS 11.2%

T	0	0 / 0%	0 / 0%	0 / 0%	0 / 0%	0 / 0%	0 / 0%	0 / 0%
N	0	0 / 0%	0 / 0%	0 / 0%	0 / 0%	0 / 0%	0 / 0%	0 / 0%
S	***	0 / 0%	0 / 0%	0 / 0%	0 / 0%	0 / 0%	0 / 0%	0 / 0%
-TC	0	0 / 0%	0 / 0%	0 / 0%	0 / 0%	0 / 0%	0 / 0%	0 / 0%
-I	0	0 / 0%	0 / 0%	0 / 0%	0 / 0%	0 / 0%	0 / 0%	0 / 0%
	0	0 / 0%	0 / 0%	0 / 0%	0 / 0%	0 / 0%	0 / 0%	0 / 0%

479 - STATE OFFICE OF RISK MANAGEMENT - BUILDING CONSTRUCTION UNADJUSTED GOAL IS 21.1%

T	0	0 / 0%	0 / 0%	0 / 0%	0 / 0%	0 / 0%	0 / 0%	0 / 0%
N	0	0 / 0%	0 / 0%	0 / 0%	0 / 0%	0 / 0%	0 / 0%	0 / 0%
S	***	0 / 0%	0 / 0%	0 / 0%	0 / 0%	0 / 0%	0 / 0%	0 / 0%
-TC	0	0 / 0%	0 / 0%	0 / 0%	0 / 0%	0 / 0%	0 / 0%	0 / 0%
-I	0	0 / 0%	0 / 0%	0 / 0%	0 / 0%	0 / 0%	0 / 0%	0 / 0%
	0	0 / 0%	0 / 0%	0 / 0%	0 / 0%	0 / 0%	0 / 0%	0 / 0%

479 - STATE OFFICE OF RISK MANAGEMENT - SPECIAL TRADE UNADJUSTED GOAL IS 32.9%

T	0	0 / 0%	0 / 0%	0 / 0%	0 / 0%	0 / 0%	0 / 0%	0 / 0%
N	0	0 / 0%	0 / 0%	0 / 0%	0 / 0%	0 / 0%	0 / 0%	0 / 0%
S	***	0 / 0%	0 / 0%	0 / 0%	0 / 0%	0 / 0%	0 / 0%	0 / 0%
-TC	0	0 / 0%	0 / 0%	0 / 0%	0 / 0%	0 / 0%	0 / 0%	0 / 0%
-I	0	0 / 0%	0 / 0%	0 / 0%	0 / 0%	0 / 0%	0 / 0%	0 / 0%
	0	0 / 0%	0 / 0%	0 / 0%	0 / 0%	0 / 0%	0 / 0%	0 / 0%

*** DOLLARS REPORTED BUT NOT SHOWN IN THESE COLUMNS. T=TREASURY, N=NON-TREASURY, S=SUBCONTRACTOR FUNDS & PROCUREMENT CARD HUB PURCHASES, TC=TERM CONTRACT, I= INTER GOVERNMENTAL



TEXAS HISTORICALLY UNDERUTILIZED BUSINESS (HUB) SEMI-ANNUAL REPORT RECEIVED FOR FISCAL YEAR 2024

SECTION VII - STATE AGENCY EXPENDITURE DATA

FUND TYPE	TOTAL EXPENDITURE	TOTAL SPENT WITH HUBS AMOUNT / %	BLACK AMOUNT / %	HISPANIC AMOUNT / %	WOMAN AMOUNT / %	ASIAN PACIFIC AMOUNT / %	NATIVE AMERICAN AMOUNT / %	SERVICE-DISABLED VETERAN AMOUNT / %
-----------	-------------------	----------------------------------	------------------	---------------------	------------------	--------------------------	----------------------------	-------------------------------------

479 - STATE OFFICE OF RISK MANAGEMENT - PROFESSIONAL SERVICES UNADJUSTED GOAL IS 23.7%

T	\$8,598	\$8,598 / 100.00%	\$8,598 / 100.00%	0 / 0%	0 / 0%	0 / 0%	0 / 0%	0 / 0%
N	0	0 / 0%	0 / 0%	0 / 0%	0 / 0%	0 / 0%	0 / 0%	0 / 0%
S	***	0 / 0%	0 / 0%	0 / 0%	0 / 0%	0 / 0%	0 / 0%	0 / 0%
-TC	0	0 / 0%	0 / 0%	0 / 0%	0 / 0%	0 / 0%	0 / 0%	0 / 0%
-I	0	0 / 0%	0 / 0%	0 / 0%	0 / 0%	0 / 0%	0 / 0%	0 / 0%
	\$8,598	\$8,598 / 100.00%	\$8,598 / 100.00%	0 / 0%	0 / 0%	0 / 0%	0 / 0%	0 / 0%

479 - STATE OFFICE OF RISK MANAGEMENT - OTHER SERVICES UNADJUSTED GOAL IS 26%

T	\$603,631	\$531 / 0.09%	0 / 0%	0 / 0%	0 / 0%	\$531 / 0.09%	0 / 0%	0 / 0%
N	0	0 / 0%	0 / 0%	0 / 0%	0 / 0%	0 / 0%	0 / 0%	0 / 0%
S	***	0 / 0%	0 / 0%	0 / 0%	0 / 0%	0 / 0%	0 / 0%	0 / 0%
-TC	0	0 / 0%	0 / 0%	0 / 0%	0 / 0%	0 / 0%	0 / 0%	0 / 0%
-I	0	0 / 0%	0 / 0%	0 / 0%	0 / 0%	0 / 0%	0 / 0%	0 / 0%
	\$603,631	\$531 / 0.09%	0 / 0%	0 / 0%	0 / 0%	\$531 / 0.09%	0 / 0%	0 / 0%

479 - STATE OFFICE OF RISK MANAGEMENT - COMMODITY PURCHASING UNADJUSTED GOAL IS 21.1%

T	\$182,216	\$571 / 0.31%	0 / 0%	0 / 0%	0 / 0%	\$571 / 0.31%	0 / 0%	0 / 0%
N	0	0 / 0%	0 / 0%	0 / 0%	0 / 0%	0 / 0%	0 / 0%	0 / 0%
S	***	0 / 0%	0 / 0%	0 / 0%	0 / 0%	0 / 0%	0 / 0%	0 / 0%
-TC	\$91	0 / 0%	0 / 0%	0 / 0%	0 / 0%	0 / 0%	0 / 0%	0 / 0%
-I	0	0 / 0%	0 / 0%	0 / 0%	0 / 0%	0 / 0%	0 / 0%	0 / 0%
	\$182,125	\$571 / 0.31%	0 / 0%	0 / 0%	0 / 0%	\$571 / 0.31%	0 / 0%	0 / 0%

*** DOLLARS REPORTED BUT NOT SHOWN IN THESE COLUMNS. T=TREASURY, N=NON-TREASURY, S=SUBCONTRACTOR FUNDS & PROCUREMENT CARD HUB PURCHASES, TC=TERM CONTRACT, I= INTER GOVERNMENT



TEXAS HISTORICALLY UNDERUTILIZED BUSINESS (HUB) SEMI-ANNUAL REPORT RECEIVED FOR FISCAL YEAR 2024

SECTION VII - STATE AGENCY EXPENDITURE DATA

FUND TYPE	TOTAL EXPENDITURE	TOTAL SPENT WITH HUBS AMOUNT / %	BLACK AMOUNT / %	HISPANIC AMOUNT / %	WOMAN AMOUNT / %	ASIAN PACIFIC AMOUNT / %	NATIVE AMERICAN AMOUNT / %	SERVICE-DISABLED VETERAN AMOUNT / %
479 - STATE OFFICE OF RISK MANAGEMENT - Statewide Grand Total Expenditures								
T	\$794,444	\$9,699 / 1.22%	\$8,598 / 1.08%	0 / 0%	0 / 0%	\$1,102 / 0.14%	0 / 0%	0 / 0%
N	0	0 / 0%	0 / 0%	0 / 0%	0 / 0%	0 / 0%	0 / 0%	0 / 0%
S	***	0 / 0%	0 / 0%	0 / 0%	0 / 0%	0 / 0%	0 / 0%	0 / 0%
-TC	\$91	0 / 0%	0 / 0%	0 / 0%	0 / 0%	0 / 0%	0 / 0%	0 / 0%
-I	0	0 / 0%	0 / 0%	0 / 0%	0 / 0%	0 / 0%	0 / 0%	0 / 0%
	\$794,354	\$9,699 / 1.22%	\$8,598 / 1.08%	0 / 0%	0 / 0%	\$1,102 / 0.14%	0 / 0%	0 / 0%

*** DOLLARS REPORTED BUT NOT SHOWN IN THESE COLUMNS. T=TREASURY, N=NON-TREASURY, S=SUBCONTRACTOR FUNDS & PROCUREMENT CARD HUB PURCHASES, TC=TERM CONTRACT, I= INTER GOVERNMENTAL



TEXAS HISTORICALLY UNDERUTILIZED BUSINESS (HUB) SEMI-ANNUAL REPORT RECEIVED FOR FISCAL YEAR 2024

SECTION VII - STATE AGENCY EXPENDITURE DATA

FUND TYPE	TOTAL EXPENDITURE	TOTAL SPENT WITH HUBS AMOUNT / %	BLACK AMOUNT / %	HISPANIC AMOUNT / %	WOMAN AMOUNT / %	ASIAN PACIFIC AMOUNT / %	NATIVE AMERICAN AMOUNT / %	SERVICE-DISABLED VETERAN AMOUNT / %
-----------	-------------------	----------------------------------	------------------	---------------------	------------------	--------------------------	----------------------------	-------------------------------------

481 - BOARD OF PROFESSIONAL GEOSCIENTISTS - HEAVY CONSTRUCTION UNADJUSTED GOAL IS 11.2%

T	0	0 / 0%	0 / 0%	0 / 0%	0 / 0%	0 / 0%	0 / 0%	0 / 0%
N	0	0 / 0%	0 / 0%	0 / 0%	0 / 0%	0 / 0%	0 / 0%	0 / 0%
S	***	0 / 0%	0 / 0%	0 / 0%	0 / 0%	0 / 0%	0 / 0%	0 / 0%
-TC	0	0 / 0%	0 / 0%	0 / 0%	0 / 0%	0 / 0%	0 / 0%	0 / 0%
-I	0	0 / 0%	0 / 0%	0 / 0%	0 / 0%	0 / 0%	0 / 0%	0 / 0%
	0	0 / 0%	0 / 0%	0 / 0%	0 / 0%	0 / 0%	0 / 0%	0 / 0%

481 - BOARD OF PROFESSIONAL GEOSCIENTISTS - BUILDING CONSTRUCTION UNADJUSTED GOAL IS 21.1%

T	0	0 / 0%	0 / 0%	0 / 0%	0 / 0%	0 / 0%	0 / 0%	0 / 0%
N	0	0 / 0%	0 / 0%	0 / 0%	0 / 0%	0 / 0%	0 / 0%	0 / 0%
S	***	0 / 0%	0 / 0%	0 / 0%	0 / 0%	0 / 0%	0 / 0%	0 / 0%
-TC	0	0 / 0%	0 / 0%	0 / 0%	0 / 0%	0 / 0%	0 / 0%	0 / 0%
-I	0	0 / 0%	0 / 0%	0 / 0%	0 / 0%	0 / 0%	0 / 0%	0 / 0%
	0	0 / 0%	0 / 0%	0 / 0%	0 / 0%	0 / 0%	0 / 0%	0 / 0%

481 - BOARD OF PROFESSIONAL GEOSCIENTISTS - SPECIAL TRADE UNADJUSTED GOAL IS 32.9%

T	0	0 / 0%	0 / 0%	0 / 0%	0 / 0%	0 / 0%	0 / 0%	0 / 0%
N	0	0 / 0%	0 / 0%	0 / 0%	0 / 0%	0 / 0%	0 / 0%	0 / 0%
S	***	0 / 0%	0 / 0%	0 / 0%	0 / 0%	0 / 0%	0 / 0%	0 / 0%
-TC	0	0 / 0%	0 / 0%	0 / 0%	0 / 0%	0 / 0%	0 / 0%	0 / 0%
-I	0	0 / 0%	0 / 0%	0 / 0%	0 / 0%	0 / 0%	0 / 0%	0 / 0%
	0	0 / 0%	0 / 0%	0 / 0%	0 / 0%	0 / 0%	0 / 0%	0 / 0%

*** DOLLARS REPORTED BUT NOT SHOWN IN THESE COLUMNS. T=TREASURY, N=NON-TREASURY, S=SUBCONTRACTOR FUNDS & PROCUREMENT CARD HUB PURCHASES, TC=TERM CONTRACT, I= INTER GOVERNMENTAL



TEXAS HISTORICALLY UNDERUTILIZED BUSINESS (HUB) SEMI-ANNUAL REPORT RECEIVED FOR FISCAL YEAR 2024

SECTION VII - STATE AGENCY EXPENDITURE DATA

FUND TYPE	TOTAL EXPENDITURE	TOTAL SPENT WITH HUBS AMOUNT / %	BLACK AMOUNT / %	HISPANIC AMOUNT / %	WOMAN AMOUNT / %	ASIAN PACIFIC AMOUNT / %	NATIVE AMERICAN AMOUNT / %	SERVICE-DISABLED VETERAN AMOUNT / %
481 - BOARD OF PROFESSIONAL GEOSCIENTISTS - PROFESSIONAL SERVICES UNADJUSTED GOAL IS 23.7%								
T	\$6,200	\$6,200 / 100.00%	0 / 0%	0 / 0%	\$6,200 / 100.00%	0 / 0%	0 / 0%	0 / 0%
N	0	0 / 0%	0 / 0%	0 / 0%	0 / 0%	0 / 0%	0 / 0%	0 / 0%
S	***	0 / 0%	0 / 0%	0 / 0%	0 / 0%	0 / 0%	0 / 0%	0 / 0%
-TC	0	0 / 0%	0 / 0%	0 / 0%	0 / 0%	0 / 0%	0 / 0%	0 / 0%
-I	0	0 / 0%	0 / 0%	0 / 0%	0 / 0%	0 / 0%	0 / 0%	0 / 0%
	\$6,200	\$6,200 / 100.00%	0 / 0%	0 / 0%	\$6,200 / 100.00%	0 / 0%	0 / 0%	0 / 0%

481 - BOARD OF PROFESSIONAL GEOSCIENTISTS - OTHER SERVICES UNADJUSTED GOAL IS 26%								
T	\$3,040	0 / 0%	0 / 0%	0 / 0%	0 / 0%	0 / 0%	0 / 0%	0 / 0%
N	0	0 / 0%	0 / 0%	0 / 0%	0 / 0%	0 / 0%	0 / 0%	0 / 0%
S	***	0 / 0%	0 / 0%	0 / 0%	0 / 0%	0 / 0%	0 / 0%	0 / 0%
-TC	\$31	0 / 0%	0 / 0%	0 / 0%	0 / 0%	0 / 0%	0 / 0%	0 / 0%
-I	0	0 / 0%	0 / 0%	0 / 0%	0 / 0%	0 / 0%	0 / 0%	0 / 0%
	\$3,009	0 / 0%	0 / 0%	0 / 0%	0 / 0%	0 / 0%	0 / 0%	0 / 0%

481 - BOARD OF PROFESSIONAL GEOSCIENTISTS - COMMODITY PURCHASING UNADJUSTED GOAL IS 21.1%								
T	\$3,418	\$302 / 8.84%	0 / 0%	0 / 0%	\$302 / 8.84%	0 / 0%	0 / 0%	0 / 0%
N	0	0 / 0%	0 / 0%	0 / 0%	0 / 0%	0 / 0%	0 / 0%	0 / 0%
S	***	0 / 0%	0 / 0%	0 / 0%	0 / 0%	0 / 0%	0 / 0%	0 / 0%
-TC	0	0 / 0%	0 / 0%	0 / 0%	0 / 0%	0 / 0%	0 / 0%	0 / 0%
-I	0	0 / 0%	0 / 0%	0 / 0%	0 / 0%	0 / 0%	0 / 0%	0 / 0%
	\$3,418	\$302 / 8.84%	0 / 0%	0 / 0%	\$302 / 8.84%	0 / 0%	0 / 0%	0 / 0%

*** DOLLARS REPORTED BUT NOT SHOWN IN THESE COLUMNS. T=TREASURY, N=NON-TREASURY, S=SUBCONTRACTOR FUNDS & PROCUREMENT CARD HUB PURCHASES, TC=TERM CONTRACT, I= INTER GOVERNMENTAL



TEXAS HISTORICALLY UNDERUTILIZED BUSINESS (HUB) SEMI-ANNUAL REPORT RECEIVED FOR FISCAL YEAR 2024

SECTION VII - STATE AGENCY EXPENDITURE DATA

FUND TYPE	TOTAL EXPENDITURE	TOTAL SPENT WITH HUBS AMOUNT / %	BLACK AMOUNT / %	HISPANIC AMOUNT / %	WOMAN AMOUNT / %	ASIAN PACIFIC AMOUNT / %	NATIVE AMERICAN AMOUNT / %	SERVICE-DISABLED VETERAN AMOUNT / %
481 - BOARD OF PROFESSIONAL GEOSCIENTISTS - Statewide Grand Total Expenditures								
T	\$12,657	\$6,502 / 51.37%	0 / 0%	0 / 0%	\$6,502 / 51.37%	0 / 0%	0 / 0%	0 / 0%
N	0	0 / 0%	0 / 0%	0 / 0%	0 / 0%	0 / 0%	0 / 0%	0 / 0%
S	***	0 / 0%	0 / 0%	0 / 0%	0 / 0%	0 / 0%	0 / 0%	0 / 0%
-TC	\$31	0 / 0%	0 / 0%	0 / 0%	0 / 0%	0 / 0%	0 / 0%	0 / 0%
-I	0	0 / 0%	0 / 0%	0 / 0%	0 / 0%	0 / 0%	0 / 0%	0 / 0%
	\$12,627	\$6,502 / 51.37%	0 / 0%	0 / 0%	\$6,502 / 51.37%	0 / 0%	0 / 0%	0 / 0%

*** DOLLARS REPORTED BUT NOT SHOWN IN THESE COLUMNS. T=TREASURY, N=NON-TREASURY, S=SUBCONTRACTOR FUNDS & PROCUREMENT CARD HUB PURCHASES, TC=TERM CONTRACT, I= INTER GOVERNMENTAL



TEXAS HISTORICALLY UNDERUTILIZED BUSINESS (HUB) SEMI-ANNUAL REPORT RECEIVED FOR FISCAL YEAR 2024

SECTION VII - STATE AGENCY EXPENDITURE DATA

FUND TYPE	TOTAL EXPENDITURE	TOTAL SPENT WITH HUBS AMOUNT / %	BLACK AMOUNT / %	HISPANIC AMOUNT / %	WOMAN AMOUNT / %	ASIAN PACIFIC AMOUNT / %	NATIVE AMERICAN AMOUNT / %	SERVICE-DISABLED VETERAN AMOUNT / %
-----------	-------------------	----------------------------------	------------------	---------------------	------------------	--------------------------	----------------------------	-------------------------------------

503 - TEXAS MEDICAL BOARD - HEAVY CONSTRUCTION UNADJUSTED GOAL IS 11.2%

T	0	0 / 0%	0 / 0%	0 / 0%	0 / 0%	0 / 0%	0 / 0%	0 / 0%
N	0	0 / 0%	0 / 0%	0 / 0%	0 / 0%	0 / 0%	0 / 0%	0 / 0%
S	***	0 / 0%	0 / 0%	0 / 0%	0 / 0%	0 / 0%	0 / 0%	0 / 0%
-TC	0	0 / 0%	0 / 0%	0 / 0%	0 / 0%	0 / 0%	0 / 0%	0 / 0%
-I	0	0 / 0%	0 / 0%	0 / 0%	0 / 0%	0 / 0%	0 / 0%	0 / 0%
	0	0 / 0%	0 / 0%	0 / 0%	0 / 0%	0 / 0%	0 / 0%	0 / 0%

503 - TEXAS MEDICAL BOARD - BUILDING CONSTRUCTION UNADJUSTED GOAL IS 21.1%

T	0	0 / 0%	0 / 0%	0 / 0%	0 / 0%	0 / 0%	0 / 0%	0 / 0%
N	0	0 / 0%	0 / 0%	0 / 0%	0 / 0%	0 / 0%	0 / 0%	0 / 0%
S	***	0 / 0%	0 / 0%	0 / 0%	0 / 0%	0 / 0%	0 / 0%	0 / 0%
-TC	0	0 / 0%	0 / 0%	0 / 0%	0 / 0%	0 / 0%	0 / 0%	0 / 0%
-I	0	0 / 0%	0 / 0%	0 / 0%	0 / 0%	0 / 0%	0 / 0%	0 / 0%
	0	0 / 0%	0 / 0%	0 / 0%	0 / 0%	0 / 0%	0 / 0%	0 / 0%

503 - TEXAS MEDICAL BOARD - SPECIAL TRADE UNADJUSTED GOAL IS 32.9%

T	0	0 / 0%	0 / 0%	0 / 0%	0 / 0%	0 / 0%	0 / 0%	0 / 0%
N	0	0 / 0%	0 / 0%	0 / 0%	0 / 0%	0 / 0%	0 / 0%	0 / 0%
S	***	0 / 0%	0 / 0%	0 / 0%	0 / 0%	0 / 0%	0 / 0%	0 / 0%
-TC	0	0 / 0%	0 / 0%	0 / 0%	0 / 0%	0 / 0%	0 / 0%	0 / 0%
-I	0	0 / 0%	0 / 0%	0 / 0%	0 / 0%	0 / 0%	0 / 0%	0 / 0%
	0	0 / 0%	0 / 0%	0 / 0%	0 / 0%	0 / 0%	0 / 0%	0 / 0%

*** DOLLARS REPORTED BUT NOT SHOWN IN THESE COLUMNS. T=TREASURY, N=NON-TREASURY, S=SUBCONTRACTOR FUNDS & PROCUREMENT CARD HUB PURCHASES, TC=TERM CONTRACT, I= INTER GOVERNMENTAL



TEXAS HISTORICALLY UNDERUTILIZED BUSINESS (HUB) SEMI-ANNUAL REPORT RECEIVED FOR FISCAL YEAR 2024

SECTION VII - STATE AGENCY EXPENDITURE DATA

FUND TYPE	TOTAL EXPENDITURE	TOTAL SPENT WITH HUBS AMOUNT / %	BLACK AMOUNT / %	HISPANIC AMOUNT / %	WOMAN AMOUNT / %	ASIAN PACIFIC AMOUNT / %	NATIVE AMERICAN AMOUNT / %	SERVICE-DISABLED VETERAN AMOUNT / %
-----------	-------------------	----------------------------------	------------------	---------------------	------------------	--------------------------	----------------------------	-------------------------------------

503 - TEXAS MEDICAL BOARD - PROFESSIONAL SERVICES UNADJUSTED GOAL IS 23.7%

T	0	0 / 0%	0 / 0%	0 / 0%	0 / 0%	0 / 0%	0 / 0%	0 / 0%
N	0	0 / 0%	0 / 0%	0 / 0%	0 / 0%	0 / 0%	0 / 0%	0 / 0%
S	***	0 / 0%	0 / 0%	0 / 0%	0 / 0%	0 / 0%	0 / 0%	0 / 0%
-TC	0	0 / 0%	0 / 0%	0 / 0%	0 / 0%	0 / 0%	0 / 0%	0 / 0%
-I	0	0 / 0%	0 / 0%	0 / 0%	0 / 0%	0 / 0%	0 / 0%	0 / 0%
	0	0 / 0%	0 / 0%	0 / 0%	0 / 0%	0 / 0%	0 / 0%	0 / 0%

503 - TEXAS MEDICAL BOARD - OTHER SERVICES UNADJUSTED GOAL IS 26%

T	\$1,071,211	\$15,938 / 1.49%	\$8,256 / 0.77%	0 / 0%	0 / 0%	0 / 0%	\$7,682 / 0.72%	0 / 0%
N	0	0 / 0%	0 / 0%	0 / 0%	0 / 0%	0 / 0%	0 / 0%	0 / 0%
S	***	0 / 0%	0 / 0%	0 / 0%	0 / 0%	0 / 0%	0 / 0%	0 / 0%
-TC	0	0 / 0%	0 / 0%	0 / 0%	0 / 0%	0 / 0%	0 / 0%	0 / 0%
-I	0	0 / 0%	0 / 0%	0 / 0%	0 / 0%	0 / 0%	0 / 0%	0 / 0%
	\$1,071,211	\$15,938 / 1.49%	\$8,256 / 0.77%	0 / 0%	0 / 0%	0 / 0%	\$7,682 / 0.72%	0 / 0%

503 - TEXAS MEDICAL BOARD - COMMODITY PURCHASING UNADJUSTED GOAL IS 21.1%

T	\$584,531	\$407,044 / 69.64%	\$134,490 / 23.01%	0 / 0%	\$13,695 / 2.34%	\$258,859 / 44.28%	0 / 0%	0 / 0%
N	0	0 / 0%	0 / 0%	0 / 0%	0 / 0%	0 / 0%	0 / 0%	0 / 0%
S	***	0 / 0%	0 / 0%	0 / 0%	0 / 0%	0 / 0%	0 / 0%	0 / 0%
-TC	\$2,905	\$576 / 19.81%	0 / 0%	0 / 0%	\$576 / 19.81%	0 / 0%	0 / 0%	0 / 0%
-I	0	0 / 0%	0 / 0%	0 / 0%	0 / 0%	0 / 0%	0 / 0%	0 / 0%
	\$581,626	\$406,469 / 89.45%	\$134,490 / 23.01%	0 / 0%	\$13,120 / 22.16%	\$258,859 / 44.28%	0 / 0%	0 / 0%

*** DOLLARS REPORTED BUT NOT SHOWN IN THESE COLUMNS. T=TREASURY, N=NON-TREASURY, S=SUBCONTRACTOR FUNDS & PROCUREMENT CARD HUB PURCHASES, TC=TERM CONTRACT, I= INTER GOVERNMENTAL



TEXAS HISTORICALLY UNDERUTILIZED BUSINESS (HUB) SEMI-ANNUAL REPORT RECEIVED FOR FISCAL YEAR 2024

SECTION VII - STATE AGENCY EXPENDITURE DATA

FUND TYPE	TOTAL EXPENDITURE	TOTAL SPENT WITH HUBS AMOUNT / %	BLACK AMOUNT / %	HISPANIC AMOUNT / %	WOMAN AMOUNT / %	ASIAN PACIFIC AMOUNT / %	NATIVE AMERICAN AMOUNT / %	SERVICE-DISABLED VETERAN AMOUNT / %
503 - TEXAS MEDICAL BOARD - Statewide Grand Total Expenditures								
T	\$1,655,742	\$422,982 / 25.55%	\$142,746 / 8.62%	0 / 0%	\$13,695 / 0.83%	\$258,859 / 15.63%	\$7,682 / 0.46%	0 / 0%
N	0	0 / 0%	0 / 0%	0 / 0%	0 / 0%	0 / 0%	0 / 0%	0 / 0%
S	***	0 / 0%	0 / 0%	0 / 0%	0 / 0%	0 / 0%	0 / 0%	0 / 0%
-TC	\$2,905	\$576 / 19.81%	0 / 0%	0 / 0%	\$576 / 19.81%	0 / 0%	0 / 0%	0 / 0%
-I	0	0 / 0%	0 / 0%	0 / 0%	0 / 0%	0 / 0%	0 / 0%	0 / 0%
	\$1,652,837	\$422,407 / 45.36%	\$142,746 / 8.62%	0 / 0%	\$13,120 / 20.64%	\$258,859 / 15.63%	\$7,682 / 0.46%	0 / 0%

*** DOLLARS REPORTED BUT NOT SHOWN IN THESE COLUMNS. T=TREASURY, N=NON-TREASURY, S=SUBCONTRACTOR FUNDS & PROCUREMENT CARD HUB PURCHASES, TC=TERM CONTRACT, I= INTER GOVERNMENTAL



TEXAS HISTORICALLY UNDERUTILIZED BUSINESS (HUB) SEMI-ANNUAL REPORT RECEIVED FOR FISCAL YEAR 2024

SECTION VII - STATE AGENCY EXPENDITURE DATA

FUND TYPE	TOTAL EXPENDITURE	TOTAL SPENT WITH HUBS AMOUNT / %	BLACK AMOUNT / %	HISPANIC AMOUNT / %	WOMAN AMOUNT / %	ASIAN PACIFIC AMOUNT / %	NATIVE AMERICAN AMOUNT / %	SERVICE-DISABLED VETERAN AMOUNT / %
-----------	-------------------	----------------------------------	------------------	---------------------	------------------	--------------------------	----------------------------	-------------------------------------

504 - TX STATE BOARD OF DENTAL EXAMINERS - HEAVY CONSTRUCTION UNADJUSTED GOAL IS 11.2%

T	0	0 / 0%	0 / 0%	0 / 0%	0 / 0%	0 / 0%	0 / 0%	0 / 0%
N	0	0 / 0%	0 / 0%	0 / 0%	0 / 0%	0 / 0%	0 / 0%	0 / 0%
S	***	0 / 0%	0 / 0%	0 / 0%	0 / 0%	0 / 0%	0 / 0%	0 / 0%
-TC	0	0 / 0%	0 / 0%	0 / 0%	0 / 0%	0 / 0%	0 / 0%	0 / 0%
-I	0	0 / 0%	0 / 0%	0 / 0%	0 / 0%	0 / 0%	0 / 0%	0 / 0%
	0	0 / 0%	0 / 0%	0 / 0%	0 / 0%	0 / 0%	0 / 0%	0 / 0%

504 - TX STATE BOARD OF DENTAL EXAMINERS - BUILDING CONSTRUCTION UNADJUSTED GOAL IS 21.1%

T	0	0 / 0%	0 / 0%	0 / 0%	0 / 0%	0 / 0%	0 / 0%	0 / 0%
N	0	0 / 0%	0 / 0%	0 / 0%	0 / 0%	0 / 0%	0 / 0%	0 / 0%
S	***	0 / 0%	0 / 0%	0 / 0%	0 / 0%	0 / 0%	0 / 0%	0 / 0%
-TC	0	0 / 0%	0 / 0%	0 / 0%	0 / 0%	0 / 0%	0 / 0%	0 / 0%
-I	0	0 / 0%	0 / 0%	0 / 0%	0 / 0%	0 / 0%	0 / 0%	0 / 0%
	0	0 / 0%	0 / 0%	0 / 0%	0 / 0%	0 / 0%	0 / 0%	0 / 0%

504 - TX STATE BOARD OF DENTAL EXAMINERS - SPECIAL TRADE UNADJUSTED GOAL IS 32.9%

T	0	0 / 0%	0 / 0%	0 / 0%	0 / 0%	0 / 0%	0 / 0%	0 / 0%
N	0	0 / 0%	0 / 0%	0 / 0%	0 / 0%	0 / 0%	0 / 0%	0 / 0%
S	***	0 / 0%	0 / 0%	0 / 0%	0 / 0%	0 / 0%	0 / 0%	0 / 0%
-TC	0	0 / 0%	0 / 0%	0 / 0%	0 / 0%	0 / 0%	0 / 0%	0 / 0%
-I	0	0 / 0%	0 / 0%	0 / 0%	0 / 0%	0 / 0%	0 / 0%	0 / 0%
	0	0 / 0%	0 / 0%	0 / 0%	0 / 0%	0 / 0%	0 / 0%	0 / 0%

*** DOLLARS REPORTED BUT NOT SHOWN IN THESE COLUMNS. T=TREASURY, N=NON-TREASURY, S=SUBCONTRACTOR FUNDS & PROCUREMENT CARD HUB PURCHASES, TC=TERM CONTRACT, I= INTER GOVERNMENT



TEXAS HISTORICALLY UNDERUTILIZED BUSINESS (HUB) SEMI-ANNUAL REPORT RECEIVED FOR FISCAL YEAR 2024

SECTION VII - STATE AGENCY EXPENDITURE DATA

FUND TYPE	TOTAL EXPENDITURE	TOTAL SPENT WITH HUBS AMOUNT / %	BLACK AMOUNT / %	HISPANIC AMOUNT / %	WOMAN AMOUNT / %	ASIAN PACIFIC AMOUNT / %	NATIVE AMERICAN AMOUNT / %	SERVICE-DISABLED VETERAN AMOUNT / %
-----------	-------------------	----------------------------------	------------------	---------------------	------------------	--------------------------	----------------------------	-------------------------------------

504 - TX STATE BOARD OF DENTAL EXAMINERS - PROFESSIONAL SERVICES UNADJUSTED GOAL IS 23.7%

T	0	0 / 0%	0 / 0%	0 / 0%	0 / 0%	0 / 0%	0 / 0%	0 / 0%
N	0	0 / 0%	0 / 0%	0 / 0%	0 / 0%	0 / 0%	0 / 0%	0 / 0%
S	***	0 / 0%	0 / 0%	0 / 0%	0 / 0%	0 / 0%	0 / 0%	0 / 0%
-TC	0	0 / 0%	0 / 0%	0 / 0%	0 / 0%	0 / 0%	0 / 0%	0 / 0%
-I	0	0 / 0%	0 / 0%	0 / 0%	0 / 0%	0 / 0%	0 / 0%	0 / 0%
	0	0 / 0%	0 / 0%	0 / 0%	0 / 0%	0 / 0%	0 / 0%	0 / 0%

504 - TX STATE BOARD OF DENTAL EXAMINERS - OTHER SERVICES UNADJUSTED GOAL IS 26%

T	\$203,527	\$7,733 / 3.80%	\$118 / 0.06%	0 / 0%	\$7,614 / 3.74%	0 / 0%	0 / 0%	0 / 0%
N	0	0 / 0%	0 / 0%	0 / 0%	0 / 0%	0 / 0%	0 / 0%	0 / 0%
S	***	0 / 0%	0 / 0%	0 / 0%	0 / 0%	0 / 0%	0 / 0%	0 / 0%
-TC	\$2,059	0 / 0%	0 / 0%	0 / 0%	0 / 0%	0 / 0%	0 / 0%	0 / 0%
-I	0	0 / 0%	0 / 0%	0 / 0%	0 / 0%	0 / 0%	0 / 0%	0 / 0%
	\$201,467	\$7,733 / 3.80%	\$118 / 0.06%	0 / 0%	\$7,614 / 3.74%	0 / 0%	0 / 0%	0 / 0%

504 - TX STATE BOARD OF DENTAL EXAMINERS - COMMODITY PURCHASING UNADJUSTED GOAL IS 21.1%

T	\$87,795	\$69,792 / 79.49%	0 / 0%	\$15,377 / 17.52%	\$1,900 / 2.16%	\$52,514 / 59.81%	0 / 0%	0 / 0%
N	0	0 / 0%	0 / 0%	0 / 0%	0 / 0%	0 / 0%	0 / 0%	0 / 0%
S	***	0 / 0%	0 / 0%	0 / 0%	0 / 0%	0 / 0%	0 / 0%	0 / 0%
-TC	\$446	0 / 0%	0 / 0%	0 / 0%	0 / 0%	0 / 0%	0 / 0%	0 / 0%
-I	0	0 / 0%	0 / 0%	0 / 0%	0 / 0%	0 / 0%	0 / 0%	0 / 0%
	\$87,349	\$69,792 / 79.49%	0 / 0%	\$15,377 / 17.52%	\$1,900 / 2.16%	\$52,514 / 59.81%	0 / 0%	0 / 0%

*** DOLLARS REPORTED BUT NOT SHOWN IN THESE COLUMNS. T=TREASURY, N=NON-TREASURY, S=SUBCONTRACTOR FUNDS & PROCUREMENT CARD HUB PURCHASES, TC=TERM CONTRACT, I= INTER GOVERNMENTAL



TEXAS HISTORICALLY UNDERUTILIZED BUSINESS (HUB) SEMI-ANNUAL REPORT RECEIVED FOR FISCAL YEAR 2024

SECTION VII - STATE AGENCY EXPENDITURE DATA

FUND TYPE	TOTAL EXPENDITURE	TOTAL SPENT WITH HUBS AMOUNT / %	BLACK AMOUNT / %	HISPANIC AMOUNT / %	WOMAN AMOUNT / %	ASIAN PACIFIC AMOUNT / %	NATIVE AMERICAN AMOUNT / %	SERVICE-DISABLED VETERAN AMOUNT / %
504 - TX STATE BOARD OF DENTAL EXAMINERS - Statewide Grand Total Expenditures								
T	\$291,322	\$77,524 / 26.61%	\$118 / 0.04%	\$15,377 / 5.28%	\$9,514 / 3.27%	\$52,514 / 18.03%	0 / 0%	0 / 0%
N	0	0 / 0%	0 / 0%	0 / 0%	0 / 0%	0 / 0%	0 / 0%	0 / 0%
S	***	0 / 0%	0 / 0%	0 / 0%	0 / 0%	0 / 0%	0 / 0%	0 / 0%
-TC	\$2,505	0 / 0%	0 / 0%	0 / 0%	0 / 0%	0 / 0%	0 / 0%	0 / 0%
-I	0	0 / 0%	0 / 0%	0 / 0%	0 / 0%	0 / 0%	0 / 0%	0 / 0%
	\$288,816	\$77,524 / 26.61%	\$118 / 0.04%	\$15,377 / 5.28%	\$9,514 / 3.27%	\$52,514 / 18.03%	0 / 0%	0 / 0%

*** DOLLARS REPORTED BUT NOT SHOWN IN THESE COLUMNS. T=TREASURY, N=NON-TREASURY, S=SUBCONTRACTOR FUNDS & PROCUREMENT CARD HUB PURCHASES, TC=TERM CONTRACT, I= INTER GOVERNMENTAL



TEXAS HISTORICALLY UNDERUTILIZED BUSINESS (HUB) SEMI-ANNUAL REPORT RECEIVED FOR FISCAL YEAR 2024

SECTION VII - STATE AGENCY EXPENDITURE DATA

FUND TYPE	TOTAL EXPENDITURE	TOTAL SPENT WITH HUBS AMOUNT / %	BLACK AMOUNT / %	HISPANIC AMOUNT / %	WOMAN AMOUNT / %	ASIAN PACIFIC AMOUNT / %	NATIVE AMERICAN AMOUNT / %	SERVICE-DISABLED VETERAN AMOUNT / %
-----------	-------------------	----------------------------------	------------------	---------------------	------------------	--------------------------	----------------------------	-------------------------------------

506 - UT MD ANDERSON CANCER CENTER - HEAVY CONSTRUCTION UNADJUSTED GOAL IS 11.2%

T	0	0 / 0%	0 / 0%	0 / 0%	0 / 0%	0 / 0%	0 / 0%	0 / 0%
N	0	0 / 0%	0 / 0%	0 / 0%	0 / 0%	0 / 0%	0 / 0%	0 / 0%
S	***	0 / 0%	0 / 0%	0 / 0%	0 / 0%	0 / 0%	0 / 0%	0 / 0%
-TC	0	0 / 0%	0 / 0%	0 / 0%	0 / 0%	0 / 0%	0 / 0%	0 / 0%
-I	0	0 / 0%	0 / 0%	0 / 0%	0 / 0%	0 / 0%	0 / 0%	0 / 0%
	0	0 / 0%	0 / 0%	0 / 0%	0 / 0%	0 / 0%	0 / 0%	0 / 0%

506 - UT MD ANDERSON CANCER CENTER - BUILDING CONSTRUCTION UNADJUSTED GOAL IS 21.1%

T	0	0 / 0%	0 / 0%	0 / 0%	0 / 0%	0 / 0%	0 / 0%	0 / 0%
N	\$72,011,171	\$650,045 / 0.90%	\$650,045 / 0.90%	0 / 0%	0 / 0%	0 / 0%	0 / 0%	0 / 0%
S	***	\$6,841,003 / 9.50%	\$401,724 / 0.56%	\$4,704,413 / 6.53%	\$1,734,866 / 2.41%	0 / 0%	0 / 0%	0 / 0%
-TC	0	0 / 0%	0 / 0%	0 / 0%	0 / 0%	0 / 0%	0 / 0%	0 / 0%
-I	0	0 / 0%	0 / 0%	0 / 0%	0 / 0%	0 / 0%	0 / 0%	0 / 0%
	\$72,011,171	\$7,491,048 / 10.40%	\$1,051,769 / 1.46%	\$4,704,413 / 6.53%	\$1,734,866 / 2.41%	0 / 0%	0 / 0%	0 / 0%

506 - UT MD ANDERSON CANCER CENTER - SPECIAL TRADE UNADJUSTED GOAL IS 32.9%

T	0	0 / 0%	0 / 0%	0 / 0%	0 / 0%	0 / 0%	0 / 0%	0 / 0%
N	\$17,322,605	\$190,863 / 1.10%	\$34,337 / 0.20%	0 / 0%	\$96,591 / 0.56%	\$59,935 / 0.35%	0 / 0%	0 / 0%
S	***	\$24,680 / 0.16%	\$12,563 / 0.08%	0 / 0%	\$150 / 0.00%	\$11,968 / 0.08%	0 / 0%	0 / 0%
-TC	0	0 / 0%	0 / 0%	0 / 0%	0 / 0%	0 / 0%	0 / 0%	0 / 0%
-I	0	0 / 0%	0 / 0%	0 / 0%	0 / 0%	0 / 0%	0 / 0%	0 / 0%
	\$17,322,605	\$215,543 / 1.26%	\$46,900 / 0.28%	0 / 0%	\$96,740 / 0.56%	\$71,903 / 0.43%	0 / 0%	0 / 0%

*** DOLLARS REPORTED BUT NOT SHOWN IN THESE COLUMNS. T=TREASURY, N=NON-TREASURY, S=SUBCONTRACTOR FUNDS & PROCUREMENT CARD HUB PURCHASES, TC=TERM CONTRACT, I= INTER GOVERNMENT



TEXAS HISTORICALLY UNDERUTILIZED BUSINESS (HUB) SEMI-ANNUAL REPORT RECEIVED FOR FISCAL YEAR 2024

SECTION VII - STATE AGENCY EXPENDITURE DATA

FUND TYPE	TOTAL EXPENDITURE	TOTAL SPENT WITH HUBS AMOUNT / %	BLACK AMOUNT / %	HISPANIC AMOUNT / %	WOMAN AMOUNT / %	ASIAN PACIFIC AMOUNT / %	NATIVE AMERICAN AMOUNT / %	SERVICE-DISABLED VETERAN AMOUNT / %
-----------	-------------------	----------------------------------	------------------	---------------------	------------------	--------------------------	----------------------------	-------------------------------------

506 - UT MD ANDERSON CANCER CENTER - PROFESSIONAL SERVICES UNADJUSTED GOAL IS 23.7%

T	0	0 / 0%	0 / 0%	0 / 0%	0 / 0%	0 / 0%	0 / 0%	0 / 0%
N	\$34,957,386	\$38,716 / 0.11%	0 / 0%	\$1,865 / 0.01%	\$7,630 / 0.02%	\$29,220 / 0.08%	0 / 0%	0 / 0%
S	***	\$2,471,940 / 9.03%	0 / 0%	\$1,006,808 / 3.68%	\$1,299,444 / 4.75%	\$165,688 / 0.61%	0 / 0%	0 / 0%
-TC	0	0 / 0%	0 / 0%	0 / 0%	0 / 0%	0 / 0%	0 / 0%	0 / 0%
-I	0	0 / 0%	0 / 0%	0 / 0%	0 / 0%	0 / 0%	0 / 0%	0 / 0%
	\$34,957,386	\$2,510,655 / 9.15%	0 / 0%	\$1,008,674 / 3.68%	\$1,307,074 / 4.77%	\$194,908 / 0.69%	0 / 0%	0 / 0%

506 - UT MD ANDERSON CANCER CENTER - OTHER SERVICES UNADJUSTED GOAL IS 26%

T	\$44,115	0 / 0%	0 / 0%	0 / 0%	0 / 0%	0 / 0%	0 / 0%	0 / 0%
N	\$206,669,465	\$21,837,018 / 10.57%	\$65,277 / 0.03%	\$12,160,117 / 5.88%	\$3,786,540 / 1.83%	\$5,651,316 / 2.73%	0 / 0%	\$173,769 / 0.08%
S	***	\$880,192 / 1.49%	\$105,625 / 0.18%	\$406,613 / 0.69%	\$13,273 / 0.02%	\$354,681 / 0.60%	0 / 0%	0 / 0%
-TC	0	0 / 0%	0 / 0%	0 / 0%	0 / 0%	0 / 0%	0 / 0%	0 / 0%
-I	0	0 / 0%	0 / 0%	0 / 0%	0 / 0%	0 / 0%	0 / 0%	0 / 0%
	\$206,713,580	\$22,717,210 / 12.05%	\$170,901 / 0.21%	\$12,566,729 / 6.57%	\$3,799,813 / 1.85%	\$6,005,998 / 3.33%	0 / 0%	\$173,769 / 0.08%

506 - UT MD ANDERSON CANCER CENTER - COMMODITY PURCHASING UNADJUSTED GOAL IS 21.1%

T	\$2,635	0 / 0%	0 / 0%	0 / 0%	0 / 0%	0 / 0%	0 / 0%	0 / 0%
N	\$1,018,451,700	\$29,562,356 / 2.90%	\$8,829,505 / 0.87%	\$12,339,211 / 1.21%	\$2,302,125 / 0.23%	\$3,250,346 / 0.32%	\$6,293 / 0.00%	\$2,834,874 / 0.28%
S	***	\$86,445 / 0.23%	\$58 / 0.00%	\$1,357 / 0.00%	\$84,146 / 0.22%	\$885 / 0.00%	0 / 0%	0 / 0%
-TC	0	0 / 0%	0 / 0%	0 / 0%	0 / 0%	0 / 0%	0 / 0%	0 / 0%
-I	0	0 / 0%	0 / 0%	0 / 0%	0 / 0%	0 / 0%	0 / 0%	0 / 0%
	\$1,018,454,335	\$29,648,801 / 3.13%	\$8,829,563 / 0.87%	\$12,340,568 / 1.22%	\$2,386,271 / 0.45%	\$3,251,231 / 0.32%	\$6,293 / 0.00%	\$2,834,874 / 0.28%

*** DOLLARS REPORTED BUT NOT SHOWN IN THESE COLUMNS. T=TREASURY, N=NON-TREASURY, S=SUBCONTRACTOR FUNDS & PROCUREMENT CARD HUB PURCHASES, TC=TERM CONTRACT, I= INTER GOVERNMENTAL



TEXAS HISTORICALLY UNDERUTILIZED BUSINESS (HUB) SEMI-ANNUAL REPORT RECEIVED FOR FISCAL YEAR 2024

SECTION VII - STATE AGENCY EXPENDITURE DATA

FUND TYPE	TOTAL EXPENDITURE	TOTAL SPENT WITH HUBS AMOUNT / %	BLACK AMOUNT / %	HISPANIC AMOUNT / %	WOMAN AMOUNT / %	ASIAN PACIFIC AMOUNT / %	NATIVE AMERICAN AMOUNT / %	SERVICE-DISABLED VETERAN AMOUNT / %
506 - UT MD ANDERSON CANCER CENTER - Statewide Grand Total Expenditures								
T	\$46,750	0 / 0%	0 / 0%	0 / 0%	0 / 0%	0 / 0%	0 / 0%	0 / 0%
N	\$1,349,412,328	\$52,278,997 / 3.87%	\$9,579,164 / 0.71%	\$24,501,193 / 1.82%	\$6,192,886 / 0.46%	\$8,990,818 / 0.67%	\$6,293 / 0.00%	\$3,008,643 / 0.22%
S	***	\$10,304,260 / 4.86%	\$519,970 / 0.25%	\$6,119,190 / 2.88%	\$3,131,879 / 1.48%	\$533,222 / 0.25%	0 / 0%	0 / 0%
-TC	0	0 / 0%	0 / 0%	0 / 0%	0 / 0%	0 / 0%	0 / 0%	0 / 0%
-I	0	0 / 0%	0 / 0%	0 / 0%	0 / 0%	0 / 0%	0 / 0%	0 / 0%
	\$1,349,459,078	\$62,583,257 / 8.73%	\$10,099,134 / 0.95%	\$30,620,383 / 4.70%	\$9,324,764 / 1.94%	\$9,524,040 / 0.92%	\$6,293 / 0.00%	\$3,008,643 / 0.22%

*** DOLLARS REPORTED BUT NOT SHOWN IN THESE COLUMNS. T=TREASURY, N=NON-TREASURY, S=SUBCONTRACTOR FUNDS & PROCUREMENT CARD HUB PURCHASES, TC=TERM CONTRACT, I= INTER GOVERNMENTAL



TEXAS HISTORICALLY UNDERUTILIZED BUSINESS (HUB) SEMI-ANNUAL REPORT RECEIVED FOR FISCAL YEAR 2024

SECTION VII - STATE AGENCY EXPENDITURE DATA

FUND TYPE	TOTAL EXPENDITURE	TOTAL SPENT WITH HUBS AMOUNT / %	BLACK AMOUNT / %	HISPANIC AMOUNT / %	WOMAN AMOUNT / %	ASIAN PACIFIC AMOUNT / %	NATIVE AMERICAN AMOUNT / %	SERVICE-DISABLED VETERAN AMOUNT / %
-----------	-------------------	----------------------------------	------------------	---------------------	------------------	--------------------------	----------------------------	-------------------------------------

507 - TEXAS BOARD OF NURSING - HEAVY CONSTRUCTION UNADJUSTED GOAL IS 11.2%

T	0	0 / 0%	0 / 0%	0 / 0%	0 / 0%	0 / 0%	0 / 0%	0 / 0%
N	0	0 / 0%	0 / 0%	0 / 0%	0 / 0%	0 / 0%	0 / 0%	0 / 0%
S	***	0 / 0%	0 / 0%	0 / 0%	0 / 0%	0 / 0%	0 / 0%	0 / 0%
-TC	0	0 / 0%	0 / 0%	0 / 0%	0 / 0%	0 / 0%	0 / 0%	0 / 0%
-I	0	0 / 0%	0 / 0%	0 / 0%	0 / 0%	0 / 0%	0 / 0%	0 / 0%
	0	0 / 0%	0 / 0%	0 / 0%	0 / 0%	0 / 0%	0 / 0%	0 / 0%

507 - TEXAS BOARD OF NURSING - BUILDING CONSTRUCTION UNADJUSTED GOAL IS 21.1%

T	0	0 / 0%	0 / 0%	0 / 0%	0 / 0%	0 / 0%	0 / 0%	0 / 0%
N	0	0 / 0%	0 / 0%	0 / 0%	0 / 0%	0 / 0%	0 / 0%	0 / 0%
S	***	0 / 0%	0 / 0%	0 / 0%	0 / 0%	0 / 0%	0 / 0%	0 / 0%
-TC	0	0 / 0%	0 / 0%	0 / 0%	0 / 0%	0 / 0%	0 / 0%	0 / 0%
-I	0	0 / 0%	0 / 0%	0 / 0%	0 / 0%	0 / 0%	0 / 0%	0 / 0%
	0	0 / 0%	0 / 0%	0 / 0%	0 / 0%	0 / 0%	0 / 0%	0 / 0%

507 - TEXAS BOARD OF NURSING - SPECIAL TRADE UNADJUSTED GOAL IS 32.9%

T	0	0 / 0%	0 / 0%	0 / 0%	0 / 0%	0 / 0%	0 / 0%	0 / 0%
N	0	0 / 0%	0 / 0%	0 / 0%	0 / 0%	0 / 0%	0 / 0%	0 / 0%
S	***	0 / 0%	0 / 0%	0 / 0%	0 / 0%	0 / 0%	0 / 0%	0 / 0%
-TC	0	0 / 0%	0 / 0%	0 / 0%	0 / 0%	0 / 0%	0 / 0%	0 / 0%
-I	0	0 / 0%	0 / 0%	0 / 0%	0 / 0%	0 / 0%	0 / 0%	0 / 0%
	0	0 / 0%	0 / 0%	0 / 0%	0 / 0%	0 / 0%	0 / 0%	0 / 0%

*** DOLLARS REPORTED BUT NOT SHOWN IN THESE COLUMNS. T=TREASURY, N=NON-TREASURY, S=SUBCONTRACTOR FUNDS & PROCUREMENT CARD HUB PURCHASES, TC=TERM CONTRACT, I= INTER GOVERNMENT



TEXAS HISTORICALLY UNDERUTILIZED BUSINESS (HUB) SEMI-ANNUAL REPORT RECEIVED FOR FISCAL YEAR 2024

SECTION VII - STATE AGENCY EXPENDITURE DATA

FUND TYPE	TOTAL EXPENDITURE	TOTAL SPENT WITH HUBS AMOUNT / %	BLACK AMOUNT / %	HISPANIC AMOUNT / %	WOMAN AMOUNT / %	ASIAN PACIFIC AMOUNT / %	NATIVE AMERICAN AMOUNT / %	SERVICE-DISABLED VETERAN AMOUNT / %
-----------	-------------------	----------------------------------	------------------	---------------------	------------------	--------------------------	----------------------------	-------------------------------------

507 - TEXAS BOARD OF NURSING - PROFESSIONAL SERVICES UNADJUSTED GOAL IS 23.7%

T	\$23,436	\$23,436 / 100.00%	\$23,436 / 100.00%	0 / 0%	0 / 0%	0 / 0%	0 / 0%	0 / 0%
N	0	0 / 0%	0 / 0%	0 / 0%	0 / 0%	0 / 0%	0 / 0%	0 / 0%
S	***	0 / 0%	0 / 0%	0 / 0%	0 / 0%	0 / 0%	0 / 0%	0 / 0%
-TC	0	0 / 0%	0 / 0%	0 / 0%	0 / 0%	0 / 0%	0 / 0%	0 / 0%
-I	0	0 / 0%	0 / 0%	0 / 0%	0 / 0%	0 / 0%	0 / 0%	0 / 0%
	\$23,436	\$23,436 / 100.00%	\$23,436 / 100.00%	0 / 0%	0 / 0%	0 / 0%	0 / 0%	0 / 0%

507 - TEXAS BOARD OF NURSING - OTHER SERVICES UNADJUSTED GOAL IS 26%

T	\$895,507	\$4,610 / 0.51%	0 / 0%	0 / 0%	\$2,510 / 0.28%	\$2,100 / 0.23%	0 / 0%	0 / 0%
N	0	0 / 0%	0 / 0%	0 / 0%	0 / 0%	0 / 0%	0 / 0%	0 / 0%
S	***	0 / 0%	0 / 0%	0 / 0%	0 / 0%	0 / 0%	0 / 0%	0 / 0%
-TC	\$2,057	\$378 / 18.38%	0 / 0%	0 / 0%	\$378 / 18.38%	0 / 0%	0 / 0%	0 / 0%
-I	0	0 / 0%	0 / 0%	0 / 0%	0 / 0%	0 / 0%	0 / 0%	0 / 0%
	\$893,450	\$4,232 / 18.89%	0 / 0%	0 / 0%	\$2,132 / 18.66%	\$2,100 / 0.23%	0 / 0%	0 / 0%

507 - TEXAS BOARD OF NURSING - COMMODITY PURCHASING UNADJUSTED GOAL IS 21.1%

T	\$222,807	\$177,023 / 79.45%	\$132,818 / 59.61%	\$9,270 / 4.16%	\$7,228 / 3.24%	\$27,707 / 12.44%	0 / 0%	0 / 0%
N	0	0 / 0%	0 / 0%	0 / 0%	0 / 0%	0 / 0%	0 / 0%	0 / 0%
S	***	0 / 0%	0 / 0%	0 / 0%	0 / 0%	0 / 0%	0 / 0%	0 / 0%
-TC	\$5,368	\$39 / 0.73%	0 / 0%	0 / 0%	\$39 / 0.73%	0 / 0%	0 / 0%	0 / 0%
-I	0	0 / 0%	0 / 0%	0 / 0%	0 / 0%	0 / 0%	0 / 0%	0 / 0%
	\$217,439	\$176,983 / 80.18%	\$132,818 / 59.61%	\$9,270 / 4.16%	\$7,189 / 3.97%	\$27,707 / 12.44%	0 / 0%	0 / 0%

*** DOLLARS REPORTED BUT NOT SHOWN IN THESE COLUMNS. T=TREASURY, N=NON-TREASURY, S=SUBCONTRACTOR FUNDS & PROCUREMENT CARD HUB PURCHASES, TC=TERM CONTRACT, I= INTER GOVERNMENTAL



TEXAS HISTORICALLY UNDERUTILIZED BUSINESS (HUB) SEMI-ANNUAL REPORT RECEIVED FOR FISCAL YEAR 2024

SECTION VII - STATE AGENCY EXPENDITURE DATA

FUND TYPE	TOTAL EXPENDITURE	TOTAL SPENT WITH HUBS AMOUNT / %	BLACK AMOUNT / %	HISPANIC AMOUNT / %	WOMAN AMOUNT / %	ASIAN PACIFIC AMOUNT / %	NATIVE AMERICAN AMOUNT / %	SERVICE-DISABLED VETERAN AMOUNT / %
507 - TEXAS BOARD OF NURSING - Statewide Grand Total Expenditures								
T	\$1,141,751	\$205,069 / 17.96%	\$156,254 / 13.69%	\$9,270 / 0.81%	\$9,738 / 0.85%	\$29,807 / 2.61%	0 / 0%	0 / 0%
N	0	0 / 0%	0 / 0%	0 / 0%	0 / 0%	0 / 0%	0 / 0%	0 / 0%
S	***	0 / 0%	0 / 0%	0 / 0%	0 / 0%	0 / 0%	0 / 0%	0 / 0%
-TC	\$7,425	\$417 / 5.62%	0 / 0%	0 / 0%	\$417 / 5.62%	0 / 0%	0 / 0%	0 / 0%
-I	0	0 / 0%	0 / 0%	0 / 0%	0 / 0%	0 / 0%	0 / 0%	0 / 0%
	\$1,134,326	\$204,651 / 23.58%	\$156,254 / 13.69%	\$9,270 / 0.81%	\$9,321 / 6.47%	\$29,807 / 2.61%	0 / 0%	0 / 0%

*** DOLLARS REPORTED BUT NOT SHOWN IN THESE COLUMNS. T=TREASURY, N=NON-TREASURY, S=SUBCONTRACTOR FUNDS & PROCUREMENT CARD HUB PURCHASES, TC=TERM CONTRACT, I= INTER GOVERNMENTAL



TEXAS HISTORICALLY UNDERUTILIZED BUSINESS (HUB) SEMI-ANNUAL REPORT RECEIVED FOR FISCAL YEAR 2024

SECTION VII - STATE AGENCY EXPENDITURE DATA

FUND TYPE	TOTAL EXPENDITURE	TOTAL SPENT WITH HUBS AMOUNT / %	BLACK AMOUNT / %	HISPANIC AMOUNT / %	WOMAN AMOUNT / %	ASIAN PACIFIC AMOUNT / %	NATIVE AMERICAN AMOUNT / %	SERVICE-DISABLED VETERAN AMOUNT / %
-----------	-------------------	----------------------------------	------------------	---------------------	------------------	--------------------------	----------------------------	-------------------------------------

508 - BOARD OF CHIROPRACTIC EXAMINERS - HEAVY CONSTRUCTION UNADJUSTED GOAL IS 11.2%

T	0	0 / 0%	0 / 0%	0 / 0%	0 / 0%	0 / 0%	0 / 0%	0 / 0%
N	0	0 / 0%	0 / 0%	0 / 0%	0 / 0%	0 / 0%	0 / 0%	0 / 0%
S	***	0 / 0%	0 / 0%	0 / 0%	0 / 0%	0 / 0%	0 / 0%	0 / 0%
-TC	0	0 / 0%	0 / 0%	0 / 0%	0 / 0%	0 / 0%	0 / 0%	0 / 0%
-I	0	0 / 0%	0 / 0%	0 / 0%	0 / 0%	0 / 0%	0 / 0%	0 / 0%
	0	0 / 0%	0 / 0%	0 / 0%	0 / 0%	0 / 0%	0 / 0%	0 / 0%

508 - BOARD OF CHIROPRACTIC EXAMINERS - BUILDING CONSTRUCTION UNADJUSTED GOAL IS 21.1%

T	0	0 / 0%	0 / 0%	0 / 0%	0 / 0%	0 / 0%	0 / 0%	0 / 0%
N	0	0 / 0%	0 / 0%	0 / 0%	0 / 0%	0 / 0%	0 / 0%	0 / 0%
S	***	0 / 0%	0 / 0%	0 / 0%	0 / 0%	0 / 0%	0 / 0%	0 / 0%
-TC	0	0 / 0%	0 / 0%	0 / 0%	0 / 0%	0 / 0%	0 / 0%	0 / 0%
-I	0	0 / 0%	0 / 0%	0 / 0%	0 / 0%	0 / 0%	0 / 0%	0 / 0%
	0	0 / 0%	0 / 0%	0 / 0%	0 / 0%	0 / 0%	0 / 0%	0 / 0%

508 - BOARD OF CHIROPRACTIC EXAMINERS - SPECIAL TRADE UNADJUSTED GOAL IS 32.9%

T	0	0 / 0%	0 / 0%	0 / 0%	0 / 0%	0 / 0%	0 / 0%	0 / 0%
N	0	0 / 0%	0 / 0%	0 / 0%	0 / 0%	0 / 0%	0 / 0%	0 / 0%
S	***	0 / 0%	0 / 0%	0 / 0%	0 / 0%	0 / 0%	0 / 0%	0 / 0%
-TC	0	0 / 0%	0 / 0%	0 / 0%	0 / 0%	0 / 0%	0 / 0%	0 / 0%
-I	0	0 / 0%	0 / 0%	0 / 0%	0 / 0%	0 / 0%	0 / 0%	0 / 0%
	0	0 / 0%	0 / 0%	0 / 0%	0 / 0%	0 / 0%	0 / 0%	0 / 0%

*** DOLLARS REPORTED BUT NOT SHOWN IN THESE COLUMNS. T=TREASURY, N=NON-TREASURY, S=SUBCONTRACTOR FUNDS & PROCUREMENT CARD HUB PURCHASES, TC=TERM CONTRACT, I= INTER GOVERNMENTAL



TEXAS HISTORICALLY UNDERUTILIZED BUSINESS (HUB) SEMI-ANNUAL REPORT RECEIVED FOR FISCAL YEAR 2024

SECTION VII - STATE AGENCY EXPENDITURE DATA

FUND TYPE	TOTAL EXPENDITURE	TOTAL SPENT WITH HUBS AMOUNT / %	BLACK AMOUNT / %	HISPANIC AMOUNT / %	WOMAN AMOUNT / %	ASIAN PACIFIC AMOUNT / %	NATIVE AMERICAN AMOUNT / %	SERVICE-DISABLED VETERAN AMOUNT / %
-----------	-------------------	----------------------------------	------------------	---------------------	------------------	--------------------------	----------------------------	-------------------------------------

508 - BOARD OF CHIROPRACTIC EXAMINERS - PROFESSIONAL SERVICES UNADJUSTED GOAL IS 23.7%

T	\$7,240	\$7,240 / 100.00%	0 / 0%	0 / 0%	\$7,240 / 100.00%	0 / 0%	0 / 0%	0 / 0%
N	0	0 / 0%	0 / 0%	0 / 0%	0 / 0%	0 / 0%	0 / 0%	0 / 0%
S	***	0 / 0%	0 / 0%	0 / 0%	0 / 0%	0 / 0%	0 / 0%	0 / 0%
-TC	0	0 / 0%	0 / 0%	0 / 0%	0 / 0%	0 / 0%	0 / 0%	0 / 0%
-I	0	0 / 0%	0 / 0%	0 / 0%	0 / 0%	0 / 0%	0 / 0%	0 / 0%
	\$7,240	\$7,240 / 100.00%	0 / 0%	0 / 0%	\$7,240 / 100.00%	0 / 0%	0 / 0%	0 / 0%

508 - BOARD OF CHIROPRACTIC EXAMINERS - OTHER SERVICES UNADJUSTED GOAL IS 26%

T	\$23,021	\$1,599 / 6.94%	0 / 0%	0 / 0%	0 / 0%	\$1,599 / 6.94%	0 / 0%	0 / 0%
N	0	0 / 0%	0 / 0%	0 / 0%	0 / 0%	0 / 0%	0 / 0%	0 / 0%
S	***	0 / 0%	0 / 0%	0 / 0%	0 / 0%	0 / 0%	0 / 0%	0 / 0%
-TC	0	0 / 0%	0 / 0%	0 / 0%	0 / 0%	0 / 0%	0 / 0%	0 / 0%
-I	0	0 / 0%	0 / 0%	0 / 0%	0 / 0%	0 / 0%	0 / 0%	0 / 0%
	\$23,021	\$1,599 / 6.94%	0 / 0%	0 / 0%	0 / 0%	\$1,599 / 6.94%	0 / 0%	0 / 0%

508 - BOARD OF CHIROPRACTIC EXAMINERS - COMMODITY PURCHASING UNADJUSTED GOAL IS 21.1%

T	\$41,681	\$31,849 / 76.41%	0 / 0%	0 / 0%	\$4,165 / 9.99%	\$27,684 / 66.42%	0 / 0%	0 / 0%
N	0	0 / 0%	0 / 0%	0 / 0%	0 / 0%	0 / 0%	0 / 0%	0 / 0%
S	***	0 / 0%	0 / 0%	0 / 0%	0 / 0%	0 / 0%	0 / 0%	0 / 0%
-TC	0	0 / 0%	0 / 0%	0 / 0%	0 / 0%	0 / 0%	0 / 0%	0 / 0%
-I	0	0 / 0%	0 / 0%	0 / 0%	0 / 0%	0 / 0%	0 / 0%	0 / 0%
	\$41,681	\$31,849 / 76.41%	0 / 0%	0 / 0%	\$4,165 / 9.99%	\$27,684 / 66.42%	0 / 0%	0 / 0%

*** DOLLARS REPORTED BUT NOT SHOWN IN THESE COLUMNS. T=TREASURY, N=NON-TREASURY, S=SUBCONTRACTOR FUNDS & PROCUREMENT CARD HUB PURCHASES, TC=TERM CONTRACT, I= INTER GOVERNMENTAL



TEXAS HISTORICALLY UNDERUTILIZED BUSINESS (HUB) SEMI-ANNUAL REPORT RECEIVED FOR FISCAL YEAR 2024

SECTION VII - STATE AGENCY EXPENDITURE DATA

FUND TYPE	TOTAL EXPENDITURE	TOTAL SPENT WITH HUBS AMOUNT / %	BLACK AMOUNT / %	HISPANIC AMOUNT / %	WOMAN AMOUNT / %	ASIAN PACIFIC AMOUNT / %	NATIVE AMERICAN AMOUNT / %	SERVICE-DISABLED VETERAN AMOUNT / %
508 - BOARD OF CHIROPRACTIC EXAMINERS - Statewide Grand Total Expenditures								
T	\$71,942	\$40,688 / 56.56%	0 / 0%	0 / 0%	\$11,405 / 15.85%	\$29,283 / 40.70%	0 / 0%	0 / 0%
N	0	0 / 0%	0 / 0%	0 / 0%	0 / 0%	0 / 0%	0 / 0%	0 / 0%
S	***	0 / 0%	0 / 0%	0 / 0%	0 / 0%	0 / 0%	0 / 0%	0 / 0%
-TC	0	0 / 0%	0 / 0%	0 / 0%	0 / 0%	0 / 0%	0 / 0%	0 / 0%
-I	0	0 / 0%	0 / 0%	0 / 0%	0 / 0%	0 / 0%	0 / 0%	0 / 0%
	\$71,942	\$40,688 / 56.56%	0 / 0%	0 / 0%	\$11,405 / 15.85%	\$29,283 / 40.70%	0 / 0%	0 / 0%

*** DOLLARS REPORTED BUT NOT SHOWN IN THESE COLUMNS. T=TREASURY, N=NON-TREASURY, S=SUBCONTRACTOR FUNDS & PROCUREMENT CARD HUB PURCHASES, TC=TERM CONTRACT, I= INTER GOVERNMENTAL



TEXAS HISTORICALLY UNDERUTILIZED BUSINESS (HUB) SEMI-ANNUAL REPORT RECEIVED FOR FISCAL YEAR 2024

SECTION VII - STATE AGENCY EXPENDITURE DATA

FUND TYPE	TOTAL EXPENDITURE	TOTAL SPENT WITH HUBS AMOUNT / %	BLACK AMOUNT / %	HISPANIC AMOUNT / %	WOMAN AMOUNT / %	ASIAN PACIFIC AMOUNT / %	NATIVE AMERICAN AMOUNT / %	SERVICE-DISABLED VETERAN AMOUNT / %
-----------	-------------------	----------------------------------	------------------	---------------------	------------------	--------------------------	----------------------------	-------------------------------------

510 - TEXAS BEHAVIORAL HEALTH EXECUTIVE CO - HEAVY CONSTRUCTION UNADJUSTED GOAL IS 11.2%

T	0	0 / 0%	0 / 0%	0 / 0%	0 / 0%	0 / 0%	0 / 0%	0 / 0%
N	0	0 / 0%	0 / 0%	0 / 0%	0 / 0%	0 / 0%	0 / 0%	0 / 0%
S	***	0 / 0%	0 / 0%	0 / 0%	0 / 0%	0 / 0%	0 / 0%	0 / 0%
-TC	0	0 / 0%	0 / 0%	0 / 0%	0 / 0%	0 / 0%	0 / 0%	0 / 0%
-I	0	0 / 0%	0 / 0%	0 / 0%	0 / 0%	0 / 0%	0 / 0%	0 / 0%
	0	0 / 0%	0 / 0%	0 / 0%	0 / 0%	0 / 0%	0 / 0%	0 / 0%

510 - TEXAS BEHAVIORAL HEALTH EXECUTIVE CO - BUILDING CONSTRUCTION UNADJUSTED GOAL IS 21.1%

T	0	0 / 0%	0 / 0%	0 / 0%	0 / 0%	0 / 0%	0 / 0%	0 / 0%
N	0	0 / 0%	0 / 0%	0 / 0%	0 / 0%	0 / 0%	0 / 0%	0 / 0%
S	***	0 / 0%	0 / 0%	0 / 0%	0 / 0%	0 / 0%	0 / 0%	0 / 0%
-TC	0	0 / 0%	0 / 0%	0 / 0%	0 / 0%	0 / 0%	0 / 0%	0 / 0%
-I	0	0 / 0%	0 / 0%	0 / 0%	0 / 0%	0 / 0%	0 / 0%	0 / 0%
	0	0 / 0%	0 / 0%	0 / 0%	0 / 0%	0 / 0%	0 / 0%	0 / 0%

510 - TEXAS BEHAVIORAL HEALTH EXECUTIVE CO - SPECIAL TRADE UNADJUSTED GOAL IS 32.9%

T	0	0 / 0%	0 / 0%	0 / 0%	0 / 0%	0 / 0%	0 / 0%	0 / 0%
N	0	0 / 0%	0 / 0%	0 / 0%	0 / 0%	0 / 0%	0 / 0%	0 / 0%
S	***	0 / 0%	0 / 0%	0 / 0%	0 / 0%	0 / 0%	0 / 0%	0 / 0%
-TC	0	0 / 0%	0 / 0%	0 / 0%	0 / 0%	0 / 0%	0 / 0%	0 / 0%
-I	0	0 / 0%	0 / 0%	0 / 0%	0 / 0%	0 / 0%	0 / 0%	0 / 0%
	0	0 / 0%	0 / 0%	0 / 0%	0 / 0%	0 / 0%	0 / 0%	0 / 0%

*** DOLLARS REPORTED BUT NOT SHOWN IN THESE COLUMNS. T=TREASURY, N=NON-TREASURY, S=SUBCONTRACTOR FUNDS & PROCUREMENT CARD HUB PURCHASES, TC=TERM CONTRACT, I= INTER GOVERNMENT



TEXAS HISTORICALLY UNDERUTILIZED BUSINESS (HUB) SEMI-ANNUAL REPORT RECEIVED FOR FISCAL YEAR 2024

SECTION VII - STATE AGENCY EXPENDITURE DATA

FUND TYPE	TOTAL EXPENDITURE	TOTAL SPENT WITH HUBS AMOUNT / %	BLACK AMOUNT / %	HISPANIC AMOUNT / %	WOMAN AMOUNT / %	ASIAN PACIFIC AMOUNT / %	NATIVE AMERICAN AMOUNT / %	SERVICE-DISABLED VETERAN AMOUNT / %
-----------	-------------------	----------------------------------	------------------	---------------------	------------------	--------------------------	----------------------------	-------------------------------------

510 - TEXAS BEHAVIORAL HEALTH EXECUTIVE CO - PROFESSIONAL SERVICES UNADJUSTED GOAL IS 23.7%

T	0	0 / 0%	0 / 0%	0 / 0%	0 / 0%	0 / 0%	0 / 0%	0 / 0%
N	0	0 / 0%	0 / 0%	0 / 0%	0 / 0%	0 / 0%	0 / 0%	0 / 0%
S	***	0 / 0%	0 / 0%	0 / 0%	0 / 0%	0 / 0%	0 / 0%	0 / 0%
-TC	0	0 / 0%	0 / 0%	0 / 0%	0 / 0%	0 / 0%	0 / 0%	0 / 0%
-I	0	0 / 0%	0 / 0%	0 / 0%	0 / 0%	0 / 0%	0 / 0%	0 / 0%
	0	0 / 0%	0 / 0%	0 / 0%	0 / 0%	0 / 0%	0 / 0%	0 / 0%

510 - TEXAS BEHAVIORAL HEALTH EXECUTIVE CO - OTHER SERVICES UNADJUSTED GOAL IS 26%

T	\$443,195	\$510 / 0.12%	0 / 0%	0 / 0%	0 / 0%	\$510 / 0.12%	0 / 0%	0 / 0%
N	0	0 / 0%	0 / 0%	0 / 0%	0 / 0%	0 / 0%	0 / 0%	0 / 0%
S	***	0 / 0%	0 / 0%	0 / 0%	0 / 0%	0 / 0%	0 / 0%	0 / 0%
-TC	0	0 / 0%	0 / 0%	0 / 0%	0 / 0%	0 / 0%	0 / 0%	0 / 0%
-I	0	0 / 0%	0 / 0%	0 / 0%	0 / 0%	0 / 0%	0 / 0%	0 / 0%
	\$443,195	\$510 / 0.12%	0 / 0%	0 / 0%	0 / 0%	\$510 / 0.12%	0 / 0%	0 / 0%

510 - TEXAS BEHAVIORAL HEALTH EXECUTIVE CO - COMMODITY PURCHASING UNADJUSTED GOAL IS 21.1%

T	\$21,666	\$5,969 / 27.55%	0 / 0%	0 / 0%	\$847 / 3.91%	\$5,122 / 23.64%	0 / 0%	0 / 0%
N	0	0 / 0%	0 / 0%	0 / 0%	0 / 0%	0 / 0%	0 / 0%	0 / 0%
S	***	0 / 0%	0 / 0%	0 / 0%	0 / 0%	0 / 0%	0 / 0%	0 / 0%
-TC	\$4,254	0 / 0%	0 / 0%	0 / 0%	0 / 0%	0 / 0%	0 / 0%	0 / 0%
-I	0	0 / 0%	0 / 0%	0 / 0%	0 / 0%	0 / 0%	0 / 0%	0 / 0%
	\$17,412	\$5,969 / 27.55%	0 / 0%	0 / 0%	\$847 / 3.91%	\$5,122 / 23.64%	0 / 0%	0 / 0%

*** DOLLARS REPORTED BUT NOT SHOWN IN THESE COLUMNS. T=TREASURY, N=NON-TREASURY, S=SUBCONTRACTOR FUNDS & PROCUREMENT CARD HUB PURCHASES, TC=TERM CONTRACT, I= INTER GOVERNMENT



TEXAS HISTORICALLY UNDERUTILIZED BUSINESS (HUB) SEMI-ANNUAL REPORT RECEIVED FOR FISCAL YEAR 2024

SECTION VII - STATE AGENCY EXPENDITURE DATA

FUND TYPE	TOTAL EXPENDITURE	TOTAL SPENT WITH HUBS AMOUNT / %	BLACK AMOUNT / %	HISPANIC AMOUNT / %	WOMAN AMOUNT / %	ASIAN PACIFIC AMOUNT / %	NATIVE AMERICAN AMOUNT / %	SERVICE-DISABLED VETERAN AMOUNT / %
510 - TEXAS BEHAVIORAL HEALTH EXECUTIVE CO - Statewide Grand Total Expenditures								
T	\$464,861	\$6,479 / 1.39%	0 / 0%	0 / 0%	\$847 / 0.18%	\$5,632 / 1.21%	0 / 0%	0 / 0%
N	0	0 / 0%	0 / 0%	0 / 0%	0 / 0%	0 / 0%	0 / 0%	0 / 0%
S	***	0 / 0%	0 / 0%	0 / 0%	0 / 0%	0 / 0%	0 / 0%	0 / 0%
-TC	\$4,254	0 / 0%	0 / 0%	0 / 0%	0 / 0%	0 / 0%	0 / 0%	0 / 0%
-I	0	0 / 0%	0 / 0%	0 / 0%	0 / 0%	0 / 0%	0 / 0%	0 / 0%
	\$460,607	\$6,479 / 1.39%	0 / 0%	0 / 0%	\$847 / 0.18%	\$5,632 / 1.21%	0 / 0%	0 / 0%

*** DOLLARS REPORTED BUT NOT SHOWN IN THESE COLUMNS. T=TREASURY, N=NON-TREASURY, S=SUBCONTRACTOR FUNDS & PROCUREMENT CARD HUB PURCHASES, TC=TERM CONTRACT, I= INTER GOVERNMENTAL



TEXAS HISTORICALLY UNDERUTILIZED BUSINESS (HUB) SEMI-ANNUAL REPORT RECEIVED FOR FISCAL YEAR 2024

SECTION VII - STATE AGENCY EXPENDITURE DATA

FUND TYPE	TOTAL EXPENDITURE	TOTAL SPENT WITH HUBS AMOUNT / %	BLACK AMOUNT / %	HISPANIC AMOUNT / %	WOMAN AMOUNT / %	ASIAN PACIFIC AMOUNT / %	NATIVE AMERICAN AMOUNT / %	SERVICE-DISABLED VETERAN AMOUNT / %
-----------	-------------------	----------------------------------	------------------	---------------------	------------------	--------------------------	----------------------------	-------------------------------------

513 - TEXAS FUNERAL SERVICE COMMISSION - HEAVY CONSTRUCTION UNADJUSTED GOAL IS 11.2%

T	0	0 / 0%	0 / 0%	0 / 0%	0 / 0%	0 / 0%	0 / 0%	0 / 0%
N	0	0 / 0%	0 / 0%	0 / 0%	0 / 0%	0 / 0%	0 / 0%	0 / 0%
S	***	0 / 0%	0 / 0%	0 / 0%	0 / 0%	0 / 0%	0 / 0%	0 / 0%
-TC	0	0 / 0%	0 / 0%	0 / 0%	0 / 0%	0 / 0%	0 / 0%	0 / 0%
-I	0	0 / 0%	0 / 0%	0 / 0%	0 / 0%	0 / 0%	0 / 0%	0 / 0%
	0	0 / 0%	0 / 0%	0 / 0%	0 / 0%	0 / 0%	0 / 0%	0 / 0%

513 - TEXAS FUNERAL SERVICE COMMISSION - BUILDING CONSTRUCTION UNADJUSTED GOAL IS 21.1%

T	0	0 / 0%	0 / 0%	0 / 0%	0 / 0%	0 / 0%	0 / 0%	0 / 0%
N	0	0 / 0%	0 / 0%	0 / 0%	0 / 0%	0 / 0%	0 / 0%	0 / 0%
S	***	0 / 0%	0 / 0%	0 / 0%	0 / 0%	0 / 0%	0 / 0%	0 / 0%
-TC	0	0 / 0%	0 / 0%	0 / 0%	0 / 0%	0 / 0%	0 / 0%	0 / 0%
-I	0	0 / 0%	0 / 0%	0 / 0%	0 / 0%	0 / 0%	0 / 0%	0 / 0%
	0	0 / 0%	0 / 0%	0 / 0%	0 / 0%	0 / 0%	0 / 0%	0 / 0%

513 - TEXAS FUNERAL SERVICE COMMISSION - SPECIAL TRADE UNADJUSTED GOAL IS 32.9%

T	0	0 / 0%	0 / 0%	0 / 0%	0 / 0%	0 / 0%	0 / 0%	0 / 0%
N	0	0 / 0%	0 / 0%	0 / 0%	0 / 0%	0 / 0%	0 / 0%	0 / 0%
S	***	0 / 0%	0 / 0%	0 / 0%	0 / 0%	0 / 0%	0 / 0%	0 / 0%
-TC	0	0 / 0%	0 / 0%	0 / 0%	0 / 0%	0 / 0%	0 / 0%	0 / 0%
-I	0	0 / 0%	0 / 0%	0 / 0%	0 / 0%	0 / 0%	0 / 0%	0 / 0%
	0	0 / 0%	0 / 0%	0 / 0%	0 / 0%	0 / 0%	0 / 0%	0 / 0%

*** DOLLARS REPORTED BUT NOT SHOWN IN THESE COLUMNS. T=TREASURY, N=NON-TREASURY, S=SUBCONTRACTOR FUNDS & PROCUREMENT CARD HUB PURCHASES, TC=TERM CONTRACT, I= INTER GOVERNMENTAL



TEXAS HISTORICALLY UNDERUTILIZED BUSINESS (HUB) SEMI-ANNUAL REPORT RECEIVED FOR FISCAL YEAR 2024

SECTION VII - STATE AGENCY EXPENDITURE DATA

FUND TYPE	TOTAL EXPENDITURE	TOTAL SPENT WITH HUBS AMOUNT / %	BLACK AMOUNT / %	HISPANIC AMOUNT / %	WOMAN AMOUNT / %	ASIAN PACIFIC AMOUNT / %	NATIVE AMERICAN AMOUNT / %	SERVICE-DISABLED VETERAN AMOUNT / %
-----------	-------------------	----------------------------------	------------------	---------------------	------------------	--------------------------	----------------------------	-------------------------------------

513 - TEXAS FUNERAL SERVICE COMMISSION - PROFESSIONAL SERVICES UNADJUSTED GOAL IS 23.7%

T	0	0 / 0%	0 / 0%	0 / 0%	0 / 0%	0 / 0%	0 / 0%	0 / 0%
N	0	0 / 0%	0 / 0%	0 / 0%	0 / 0%	0 / 0%	0 / 0%	0 / 0%
S	***	0 / 0%	0 / 0%	0 / 0%	0 / 0%	0 / 0%	0 / 0%	0 / 0%
-TC	0	0 / 0%	0 / 0%	0 / 0%	0 / 0%	0 / 0%	0 / 0%	0 / 0%
-I	0	0 / 0%	0 / 0%	0 / 0%	0 / 0%	0 / 0%	0 / 0%	0 / 0%
	0	0 / 0%	0 / 0%	0 / 0%	0 / 0%	0 / 0%	0 / 0%	0 / 0%

513 - TEXAS FUNERAL SERVICE COMMISSION - OTHER SERVICES UNADJUSTED GOAL IS 26%

T	\$31,150	\$6,360 / 20.42%	0 / 0%	0 / 0%	\$6,360 / 20.42%	0 / 0%	0 / 0%	0 / 0%
N	0	0 / 0%	0 / 0%	0 / 0%	0 / 0%	0 / 0%	0 / 0%	0 / 0%
S	***	0 / 0%	0 / 0%	0 / 0%	0 / 0%	0 / 0%	0 / 0%	0 / 0%
-TC	0	0 / 0%	0 / 0%	0 / 0%	0 / 0%	0 / 0%	0 / 0%	0 / 0%
-I	0	0 / 0%	0 / 0%	0 / 0%	0 / 0%	0 / 0%	0 / 0%	0 / 0%
	\$31,150	\$6,360 / 20.42%	0 / 0%	0 / 0%	\$6,360 / 20.42%	0 / 0%	0 / 0%	0 / 0%

513 - TEXAS FUNERAL SERVICE COMMISSION - COMMODITY PURCHASING UNADJUSTED GOAL IS 21.1%

T	\$6,707	\$3,039 / 45.31%	0 / 0%	0 / 0%	\$3,039 / 45.31%	0 / 0%	0 / 0%	0 / 0%
N	0	0 / 0%	0 / 0%	0 / 0%	0 / 0%	0 / 0%	0 / 0%	0 / 0%
S	***	0 / 0%	0 / 0%	0 / 0%	0 / 0%	0 / 0%	0 / 0%	0 / 0%
-TC	0	0 / 0%	0 / 0%	0 / 0%	0 / 0%	0 / 0%	0 / 0%	0 / 0%
-I	0	0 / 0%	0 / 0%	0 / 0%	0 / 0%	0 / 0%	0 / 0%	0 / 0%
	\$6,707	\$3,039 / 45.31%	0 / 0%	0 / 0%	\$3,039 / 45.31%	0 / 0%	0 / 0%	0 / 0%

*** DOLLARS REPORTED BUT NOT SHOWN IN THESE COLUMNS. T=TREASURY, N=NON-TREASURY, S=SUBCONTRACTOR FUNDS & PROCUREMENT CARD HUB PURCHASES, TC=TERM CONTRACT, I= INTER GOVERNMENTAL



TEXAS HISTORICALLY UNDERUTILIZED BUSINESS (HUB) SEMI-ANNUAL REPORT RECEIVED FOR FISCAL YEAR 2024

SECTION VII - STATE AGENCY EXPENDITURE DATA

FUND TYPE	TOTAL EXPENDITURE	TOTAL SPENT WITH HUBS AMOUNT / %	BLACK AMOUNT / %	HISPANIC AMOUNT / %	WOMAN AMOUNT / %	ASIAN PACIFIC AMOUNT / %	NATIVE AMERICAN AMOUNT / %	SERVICE-DISABLED VETERAN AMOUNT / %
513 - TEXAS FUNERAL SERVICE COMMISSION - Statewide Grand Total Expenditures								
T	\$37,856	\$9,399 / 24.83%	0 / 0%	0 / 0%	\$9,399 / 24.83%	0 / 0%	0 / 0%	0 / 0%
N	0	0 / 0%	0 / 0%	0 / 0%	0 / 0%	0 / 0%	0 / 0%	0 / 0%
S	***	0 / 0%	0 / 0%	0 / 0%	0 / 0%	0 / 0%	0 / 0%	0 / 0%
-TC	0	0 / 0%	0 / 0%	0 / 0%	0 / 0%	0 / 0%	0 / 0%	0 / 0%
-I	0	0 / 0%	0 / 0%	0 / 0%	0 / 0%	0 / 0%	0 / 0%	0 / 0%
	\$37,856	\$9,399 / 24.83%	0 / 0%	0 / 0%	\$9,399 / 24.83%	0 / 0%	0 / 0%	0 / 0%

*** DOLLARS REPORTED BUT NOT SHOWN IN THESE COLUMNS. T=TREASURY, N=NON-TREASURY, S=SUBCONTRACTOR FUNDS & PROCUREMENT CARD HUB PURCHASES, TC=TERM CONTRACT, I= INTER GOVERNMENTAL



TEXAS HISTORICALLY UNDERUTILIZED BUSINESS (HUB) SEMI-ANNUAL REPORT RECEIVED FOR FISCAL YEAR 2024

SECTION VII - STATE AGENCY EXPENDITURE DATA

FUND TYPE	TOTAL EXPENDITURE	TOTAL SPENT WITH HUBS AMOUNT / %	BLACK AMOUNT / %	HISPANIC AMOUNT / %	WOMAN AMOUNT / %	ASIAN PACIFIC AMOUNT / %	NATIVE AMERICAN AMOUNT / %	SERVICE-DISABLED VETERAN AMOUNT / %
-----------	-------------------	----------------------------------	------------------	---------------------	------------------	--------------------------	----------------------------	-------------------------------------

514 - TEXAS OPTOMETRY BOARD - HEAVY CONSTRUCTION UNADJUSTED GOAL IS 11.2%

T	0	0 / 0%	0 / 0%	0 / 0%	0 / 0%	0 / 0%	0 / 0%	0 / 0%
N	0	0 / 0%	0 / 0%	0 / 0%	0 / 0%	0 / 0%	0 / 0%	0 / 0%
S	***	0 / 0%	0 / 0%	0 / 0%	0 / 0%	0 / 0%	0 / 0%	0 / 0%
-TC	0	0 / 0%	0 / 0%	0 / 0%	0 / 0%	0 / 0%	0 / 0%	0 / 0%
-I	0	0 / 0%	0 / 0%	0 / 0%	0 / 0%	0 / 0%	0 / 0%	0 / 0%
	0	0 / 0%	0 / 0%	0 / 0%	0 / 0%	0 / 0%	0 / 0%	0 / 0%

514 - TEXAS OPTOMETRY BOARD - BUILDING CONSTRUCTION UNADJUSTED GOAL IS 21.1%

T	0	0 / 0%	0 / 0%	0 / 0%	0 / 0%	0 / 0%	0 / 0%	0 / 0%
N	0	0 / 0%	0 / 0%	0 / 0%	0 / 0%	0 / 0%	0 / 0%	0 / 0%
S	***	0 / 0%	0 / 0%	0 / 0%	0 / 0%	0 / 0%	0 / 0%	0 / 0%
-TC	0	0 / 0%	0 / 0%	0 / 0%	0 / 0%	0 / 0%	0 / 0%	0 / 0%
-I	0	0 / 0%	0 / 0%	0 / 0%	0 / 0%	0 / 0%	0 / 0%	0 / 0%
	0	0 / 0%	0 / 0%	0 / 0%	0 / 0%	0 / 0%	0 / 0%	0 / 0%

514 - TEXAS OPTOMETRY BOARD - SPECIAL TRADE UNADJUSTED GOAL IS 32.9%

T	0	0 / 0%	0 / 0%	0 / 0%	0 / 0%	0 / 0%	0 / 0%	0 / 0%
N	0	0 / 0%	0 / 0%	0 / 0%	0 / 0%	0 / 0%	0 / 0%	0 / 0%
S	***	0 / 0%	0 / 0%	0 / 0%	0 / 0%	0 / 0%	0 / 0%	0 / 0%
-TC	0	0 / 0%	0 / 0%	0 / 0%	0 / 0%	0 / 0%	0 / 0%	0 / 0%
-I	0	0 / 0%	0 / 0%	0 / 0%	0 / 0%	0 / 0%	0 / 0%	0 / 0%
	0	0 / 0%	0 / 0%	0 / 0%	0 / 0%	0 / 0%	0 / 0%	0 / 0%

*** DOLLARS REPORTED BUT NOT SHOWN IN THESE COLUMNS. T=TREASURY, N=NON-TREASURY, S=SUBCONTRACTOR FUNDS & PROCUREMENT CARD HUB PURCHASES, TC=TERM CONTRACT, I= INTER GOVERNMENT



TEXAS HISTORICALLY UNDERUTILIZED BUSINESS (HUB) SEMI-ANNUAL REPORT RECEIVED FOR FISCAL YEAR 2024

SECTION VII - STATE AGENCY EXPENDITURE DATA

FUND TYPE	TOTAL EXPENDITURE	TOTAL SPENT WITH HUBS AMOUNT / %	BLACK AMOUNT / %	HISPANIC AMOUNT / %	WOMAN AMOUNT / %	ASIAN PACIFIC AMOUNT / %	NATIVE AMERICAN AMOUNT / %	SERVICE-DISABLED VETERAN AMOUNT / %
-----------	-------------------	----------------------------------	------------------	---------------------	------------------	--------------------------	----------------------------	-------------------------------------

514 - TEXAS OPTOMETRY BOARD - PROFESSIONAL SERVICES UNADJUSTED GOAL IS 23.7%

T	\$5,880	\$5,880 / 100.00%	0 / 0%	0 / 0%	\$5,880 / 100.00%	0 / 0%	0 / 0%	0 / 0%
N	0	0 / 0%	0 / 0%	0 / 0%	0 / 0%	0 / 0%	0 / 0%	0 / 0%
S	***	0 / 0%	0 / 0%	0 / 0%	0 / 0%	0 / 0%	0 / 0%	0 / 0%
-TC	0	0 / 0%	0 / 0%	0 / 0%	0 / 0%	0 / 0%	0 / 0%	0 / 0%
-I	0	0 / 0%	0 / 0%	0 / 0%	0 / 0%	0 / 0%	0 / 0%	0 / 0%
	\$5,880	\$5,880 / 100.00%	0 / 0%	0 / 0%	\$5,880 / 100.00%	0 / 0%	0 / 0%	0 / 0%

514 - TEXAS OPTOMETRY BOARD - OTHER SERVICES UNADJUSTED GOAL IS 26%

T	\$25,045	0 / 0%	0 / 0%	0 / 0%	0 / 0%	0 / 0%	0 / 0%	0 / 0%
N	0	0 / 0%	0 / 0%	0 / 0%	0 / 0%	0 / 0%	0 / 0%	0 / 0%
S	***	0 / 0%	0 / 0%	0 / 0%	0 / 0%	0 / 0%	0 / 0%	0 / 0%
-TC	\$23,502	0 / 0%	0 / 0%	0 / 0%	0 / 0%	0 / 0%	0 / 0%	0 / 0%
-I	0	0 / 0%	0 / 0%	0 / 0%	0 / 0%	0 / 0%	0 / 0%	0 / 0%
	\$1,543	0 / 0%	0 / 0%	0 / 0%	0 / 0%	0 / 0%	0 / 0%	0 / 0%

514 - TEXAS OPTOMETRY BOARD - COMMODITY PURCHASING UNADJUSTED GOAL IS 21.1%

T	\$5,074	\$2,115 / 41.68%	0 / 0%	0 / 0%	\$2,115 / 41.68%	0 / 0%	0 / 0%	0 / 0%
N	0	0 / 0%	0 / 0%	0 / 0%	0 / 0%	0 / 0%	0 / 0%	0 / 0%
S	***	0 / 0%	0 / 0%	0 / 0%	0 / 0%	0 / 0%	0 / 0%	0 / 0%
-TC	\$481	0 / 0%	0 / 0%	0 / 0%	0 / 0%	0 / 0%	0 / 0%	0 / 0%
-I	0	0 / 0%	0 / 0%	0 / 0%	0 / 0%	0 / 0%	0 / 0%	0 / 0%
	\$4,593	\$2,115 / 41.68%	0 / 0%	0 / 0%	\$2,115 / 41.68%	0 / 0%	0 / 0%	0 / 0%

*** DOLLARS REPORTED BUT NOT SHOWN IN THESE COLUMNS. T=TREASURY, N=NON-TREASURY, S=SUBCONTRACTOR FUNDS & PROCUREMENT CARD HUB PURCHASES, TC=TERM CONTRACT, I= INTER GOVERNMENTAL



TEXAS HISTORICALLY UNDERUTILIZED BUSINESS (HUB) SEMI-ANNUAL REPORT RECEIVED FOR FISCAL YEAR 2024

SECTION VII - STATE AGENCY EXPENDITURE DATA

FUND TYPE	TOTAL EXPENDITURE	TOTAL SPENT WITH HUBS AMOUNT / %	BLACK AMOUNT / %	HISPANIC AMOUNT / %	WOMAN AMOUNT / %	ASIAN PACIFIC AMOUNT / %	NATIVE AMERICAN AMOUNT / %	SERVICE-DISABLED VETERAN AMOUNT / %
514 - TEXAS OPTOMETRY BOARD - Statewide Grand Total Expenditures								
T	\$35,999	\$7,995 / 22.21%	0 / 0%	0 / 0%	\$7,995 / 22.21%	0 / 0%	0 / 0%	0 / 0%
N	0	0 / 0%	0 / 0%	0 / 0%	0 / 0%	0 / 0%	0 / 0%	0 / 0%
S	***	0 / 0%	0 / 0%	0 / 0%	0 / 0%	0 / 0%	0 / 0%	0 / 0%
-TC	\$23,983	0 / 0%	0 / 0%	0 / 0%	0 / 0%	0 / 0%	0 / 0%	0 / 0%
-I	0	0 / 0%	0 / 0%	0 / 0%	0 / 0%	0 / 0%	0 / 0%	0 / 0%
	\$12,016	\$7,995 / 22.21%	0 / 0%	0 / 0%	\$7,995 / 22.21%	0 / 0%	0 / 0%	0 / 0%

*** DOLLARS REPORTED BUT NOT SHOWN IN THESE COLUMNS. T=TREASURY, N=NON-TREASURY, S=SUBCONTRACTOR FUNDS & PROCUREMENT CARD HUB PURCHASES, TC=TERM CONTRACT, I= INTER GOVERNMENTAL



TEXAS HISTORICALLY UNDERUTILIZED BUSINESS (HUB) SEMI-ANNUAL REPORT RECEIVED FOR FISCAL YEAR 2024

SECTION VII - STATE AGENCY EXPENDITURE DATA

FUND TYPE	TOTAL EXPENDITURE	TOTAL SPENT WITH HUBS AMOUNT / %	BLACK AMOUNT / %	HISPANIC AMOUNT / %	WOMAN AMOUNT / %	ASIAN PACIFIC AMOUNT / %	NATIVE AMERICAN AMOUNT / %	SERVICE-DISABLED VETERAN AMOUNT / %
-----------	-------------------	----------------------------------	------------------	---------------------	------------------	--------------------------	----------------------------	-------------------------------------

515 - TEXAS STATE BOARD OF PHARMACY - HEAVY CONSTRUCTION UNADJUSTED GOAL IS 11.2%

T	0	0 / 0%	0 / 0%	0 / 0%	0 / 0%	0 / 0%	0 / 0%	0 / 0%
N	0	0 / 0%	0 / 0%	0 / 0%	0 / 0%	0 / 0%	0 / 0%	0 / 0%
S	***	0 / 0%	0 / 0%	0 / 0%	0 / 0%	0 / 0%	0 / 0%	0 / 0%
-TC	0	0 / 0%	0 / 0%	0 / 0%	0 / 0%	0 / 0%	0 / 0%	0 / 0%
-I	0	0 / 0%	0 / 0%	0 / 0%	0 / 0%	0 / 0%	0 / 0%	0 / 0%
	0	0 / 0%	0 / 0%	0 / 0%	0 / 0%	0 / 0%	0 / 0%	0 / 0%

515 - TEXAS STATE BOARD OF PHARMACY - BUILDING CONSTRUCTION UNADJUSTED GOAL IS 21.1%

T	0	0 / 0%	0 / 0%	0 / 0%	0 / 0%	0 / 0%	0 / 0%	0 / 0%
N	0	0 / 0%	0 / 0%	0 / 0%	0 / 0%	0 / 0%	0 / 0%	0 / 0%
S	***	0 / 0%	0 / 0%	0 / 0%	0 / 0%	0 / 0%	0 / 0%	0 / 0%
-TC	0	0 / 0%	0 / 0%	0 / 0%	0 / 0%	0 / 0%	0 / 0%	0 / 0%
-I	0	0 / 0%	0 / 0%	0 / 0%	0 / 0%	0 / 0%	0 / 0%	0 / 0%
	0	0 / 0%	0 / 0%	0 / 0%	0 / 0%	0 / 0%	0 / 0%	0 / 0%

515 - TEXAS STATE BOARD OF PHARMACY - SPECIAL TRADE UNADJUSTED GOAL IS 32.9%

T	0	0 / 0%	0 / 0%	0 / 0%	0 / 0%	0 / 0%	0 / 0%	0 / 0%
N	0	0 / 0%	0 / 0%	0 / 0%	0 / 0%	0 / 0%	0 / 0%	0 / 0%
S	***	0 / 0%	0 / 0%	0 / 0%	0 / 0%	0 / 0%	0 / 0%	0 / 0%
-TC	0	0 / 0%	0 / 0%	0 / 0%	0 / 0%	0 / 0%	0 / 0%	0 / 0%
-I	0	0 / 0%	0 / 0%	0 / 0%	0 / 0%	0 / 0%	0 / 0%	0 / 0%
	0	0 / 0%	0 / 0%	0 / 0%	0 / 0%	0 / 0%	0 / 0%	0 / 0%

*** DOLLARS REPORTED BUT NOT SHOWN IN THESE COLUMNS. T=TREASURY, N=NON-TREASURY, S=SUBCONTRACTOR FUNDS & PROCUREMENT CARD HUB PURCHASES, TC=TERM CONTRACT, I= INTER GOVERNMENT



TEXAS HISTORICALLY UNDERUTILIZED BUSINESS (HUB) SEMI-ANNUAL REPORT RECEIVED FOR FISCAL YEAR 2024

SECTION VII - STATE AGENCY EXPENDITURE DATA

FUND TYPE	TOTAL EXPENDITURE	TOTAL SPENT WITH HUBS AMOUNT / %	BLACK AMOUNT / %	HISPANIC AMOUNT / %	WOMAN AMOUNT / %	ASIAN PACIFIC AMOUNT / %	NATIVE AMERICAN AMOUNT / %	SERVICE-DISABLED VETERAN AMOUNT / %
515 - TEXAS STATE BOARD OF PHARMACY - PROFESSIONAL SERVICES UNADJUSTED GOAL IS 23.7%								
T	\$2,128	0 / 0%	0 / 0%	0 / 0%	0 / 0%	0 / 0%	0 / 0%	0 / 0%
N	0	0 / 0%	0 / 0%	0 / 0%	0 / 0%	0 / 0%	0 / 0%	0 / 0%
S	***	0 / 0%	0 / 0%	0 / 0%	0 / 0%	0 / 0%	0 / 0%	0 / 0%
-TC	0	0 / 0%	0 / 0%	0 / 0%	0 / 0%	0 / 0%	0 / 0%	0 / 0%
-I	0	0 / 0%	0 / 0%	0 / 0%	0 / 0%	0 / 0%	0 / 0%	0 / 0%
	\$2,128	0 / 0%	0 / 0%	0 / 0%	0 / 0%	0 / 0%	0 / 0%	0 / 0%
515 - TEXAS STATE BOARD OF PHARMACY - OTHER SERVICES UNADJUSTED GOAL IS 26%								
T	\$2,807,735	\$12,803 / 0.46%	0 / 0%	\$3,751 / 0.13%	\$5,228 / 0.19%	\$3,823 / 0.14%	0 / 0%	0 / 0%
N	0	0 / 0%	0 / 0%	0 / 0%	0 / 0%	0 / 0%	0 / 0%	0 / 0%
S	***	0 / 0%	0 / 0%	0 / 0%	0 / 0%	0 / 0%	0 / 0%	0 / 0%
-TC	\$6,247	\$368 / 5.90%	0 / 0%	0 / 0%	\$368 / 5.90%	0 / 0%	0 / 0%	0 / 0%
-I	0	0 / 0%	0 / 0%	0 / 0%	0 / 0%	0 / 0%	0 / 0%	0 / 0%
	\$2,801,488	\$12,434 / 6.35%	0 / 0%	\$3,751 / 0.13%	\$4,860 / 6.08%	\$3,823 / 0.14%	0 / 0%	0 / 0%
515 - TEXAS STATE BOARD OF PHARMACY - COMMODITY PURCHASING UNADJUSTED GOAL IS 21.1%								
T	\$150,180	\$89,479 / 59.58%	\$79,743 / 53.10%	\$2,284 / 1.52%	\$5,030 / 3.35%	\$2,422 / 1.61%	0 / 0%	0 / 0%
N	0	0 / 0%	0 / 0%	0 / 0%	0 / 0%	0 / 0%	0 / 0%	0 / 0%
S	***	0 / 0%	0 / 0%	0 / 0%	0 / 0%	0 / 0%	0 / 0%	0 / 0%
-TC	\$44,825	0 / 0%	0 / 0%	0 / 0%	0 / 0%	0 / 0%	0 / 0%	0 / 0%
-I	0	0 / 0%	0 / 0%	0 / 0%	0 / 0%	0 / 0%	0 / 0%	0 / 0%
	\$105,355	\$89,479 / 59.58%	\$79,743 / 53.10%	\$2,284 / 1.52%	\$5,030 / 3.35%	\$2,422 / 1.61%	0 / 0%	0 / 0%

*** DOLLARS REPORTED BUT NOT SHOWN IN THESE COLUMNS. T=TREASURY, N=NON-TREASURY, S=SUBCONTRACTOR FUNDS & PROCUREMENT CARD HUB PURCHASES, TC=TERM CONTRACT, I= INTER GOVERNMENTAL



TEXAS HISTORICALLY UNDERUTILIZED BUSINESS (HUB) SEMI-ANNUAL REPORT RECEIVED FOR FISCAL YEAR 2024

SECTION VII - STATE AGENCY EXPENDITURE DATA

FUND TYPE	TOTAL EXPENDITURE	TOTAL SPENT WITH HUBS AMOUNT / %	BLACK AMOUNT / %	HISPANIC AMOUNT / %	WOMAN AMOUNT / %	ASIAN PACIFIC AMOUNT / %	NATIVE AMERICAN AMOUNT / %	SERVICE-DISABLED VETERAN AMOUNT / %
515 - TEXAS STATE BOARD OF PHARMACY - Statewide Grand Total Expenditures								
T	\$2,960,042	\$102,282 / 3.46%	\$79,743 / 2.69%	\$6,036 / 0.20%	\$10,258 / 0.35%	\$6,245 / 0.21%	0 / 0%	0 / 0%
N	0	0 / 0%	0 / 0%	0 / 0%	0 / 0%	0 / 0%	0 / 0%	0 / 0%
S	***	0 / 0%	0 / 0%	0 / 0%	0 / 0%	0 / 0%	0 / 0%	0 / 0%
-TC	\$51,072	\$368 / 0.72%	0 / 0%	0 / 0%	\$368 / 0.72%	0 / 0%	0 / 0%	0 / 0%
-I	0	0 / 0%	0 / 0%	0 / 0%	0 / 0%	0 / 0%	0 / 0%	0 / 0%
	\$2,908,970	\$101,914 / 4.18%	\$79,743 / 2.69%	\$6,036 / 0.20%	\$9,890 / 1.07%	\$6,245 / 0.21%	0 / 0%	0 / 0%

*** DOLLARS REPORTED BUT NOT SHOWN IN THESE COLUMNS. T=TREASURY, N=NON-TREASURY, S=SUBCONTRACTOR FUNDS & PROCUREMENT CARD HUB PURCHASES, TC=TERM CONTRACT, I= INTER GOVERNMENTAL



TEXAS HISTORICALLY UNDERUTILIZED BUSINESS (HUB) SEMI-ANNUAL REPORT RECEIVED FOR FISCAL YEAR 2024

SECTION VII - STATE AGENCY EXPENDITURE DATA

FUND TYPE	TOTAL EXPENDITURE	TOTAL SPENT WITH HUBS AMOUNT / %	BLACK AMOUNT / %	HISPANIC AMOUNT / %	WOMAN AMOUNT / %	ASIAN PACIFIC AMOUNT / %	NATIVE AMERICAN AMOUNT / %	SERVICE-DISABLED VETERAN AMOUNT / %
		0 / 0%	0 / 0%	0 / 0%	0 / 0%	0 / 0%	0 / 0%	0 / 0%
	0	0 / 0%	0 / 0%	0 / 0%	0 / 0%	0 / 0%	0 / 0%	0 / 0%

*** DOLLARS REPORTED BUT NOT SHOWN IN THESE COLUMNS. T=TREASURY, N=NON-TREASURY, S=SUBCONTRACTOR FUNDS & PROCUREMENT CARD HUB PURCHASES, TC=TERM CONTRACT, I= INTER GOVERNMENT



TEXAS HISTORICALLY UNDERUTILIZED BUSINESS (HUB) SEMI-ANNUAL REPORT RECEIVED FOR FISCAL YEAR 2024

SECTION VII - STATE AGENCY EXPENDITURE DATA

FUND TYPE	TOTAL EXPENDITURE	TOTAL SPENT WITH HUBS AMOUNT / %	BLACK AMOUNT / %	HISPANIC AMOUNT / %	WOMAN AMOUNT / %	ASIAN PACIFIC AMOUNT / %	NATIVE AMERICAN AMOUNT / %	SERVICE-DISABLED VETERAN AMOUNT / %
-----------	-------------------	----------------------------------	------------------	---------------------	------------------	--------------------------	----------------------------	-------------------------------------

529 - HEALTH & HUMAN SERVICES COMMISSION - HEAVY CONSTRUCTION UNADJUSTED GOAL IS 11.2%

T	\$400,806	\$8,684 / 2.17%	0 / 0%	\$8,684 / 2.17%	0 / 0%	0 / 0%	0 / 0%	0 / 0%
N	0	0 / 0%	0 / 0%	0 / 0%	0 / 0%	0 / 0%	0 / 0%	0 / 0%
S	***	0 / 0%	0 / 0%	0 / 0%	0 / 0%	0 / 0%	0 / 0%	0 / 0%
-TC	0	0 / 0%	0 / 0%	0 / 0%	0 / 0%	0 / 0%	0 / 0%	0 / 0%
-I	\$102	0 / 0%	0 / 0%	0 / 0%	0 / 0%	0 / 0%	0 / 0%	0 / 0%
	\$400,704	\$8,684 / 2.17%	0 / 0%	\$8,684 / 2.17%	0 / 0%	0 / 0%	0 / 0%	0 / 0%

529 - HEALTH & HUMAN SERVICES COMMISSION - BUILDING CONSTRUCTION UNADJUSTED GOAL IS 21.1%

T	\$60,842,499	\$3,762,040 / 6.18%	0 / 0%	\$2,910,229 / 4.78%	\$151,278 / 0.25%	\$81,831 / 0.13%	\$618,702 / 1.02%	0 / 0%
N	0	0 / 0%	0 / 0%	0 / 0%	0 / 0%	0 / 0%	0 / 0%	0 / 0%
S	***	\$812,162 / 1.34%	\$207,038 / 0.34%	\$272,136 / 0.45%	\$319,216 / 0.52%	\$13,771 / 0.02%	0 / 0%	0 / 0%
-TC	0	0 / 0%	0 / 0%	0 / 0%	0 / 0%	0 / 0%	0 / 0%	0 / 0%
-I	0	0 / 0%	0 / 0%	0 / 0%	0 / 0%	0 / 0%	0 / 0%	0 / 0%
	\$60,842,499	\$4,574,202 / 7.52%	\$207,038 / 0.34%	\$3,182,366 / 5.23%	\$470,493 / 0.77%	\$95,602 / 0.16%	\$618,702 / 1.02%	0 / 0%

529 - HEALTH & HUMAN SERVICES COMMISSION - SPECIAL TRADE UNADJUSTED GOAL IS 32.9%

T	\$10,025,421	\$1,231,445 / 12.28%	\$274,156 / 2.73%	\$439,070 / 4.38%	\$238,312 / 2.38%	\$25,628 / 0.26%	\$2,752 / 0.03%	\$251,528 / 2.51%
N	0	0 / 0%	0 / 0%	0 / 0%	0 / 0%	0 / 0%	0 / 0%	0 / 0%
S	***	\$2,655 / 0.03%	0 / 0%	0 / 0%	\$2,655 / 0.03%	0 / 0%	0 / 0%	0 / 0%
-TC	\$912	0 / 0%	0 / 0%	0 / 0%	0 / 0%	0 / 0%	0 / 0%	0 / 0%
-I	0	0 / 0%	0 / 0%	0 / 0%	0 / 0%	0 / 0%	0 / 0%	0 / 0%
	\$10,024,509	\$1,234,100 / 12.32%	\$274,156 / 2.73%	\$439,070 / 4.38%	\$240,967 / 2.41%	\$25,628 / 0.26%	\$2,752 / 0.03%	\$251,528 / 2.51%

*** DOLLARS REPORTED BUT NOT SHOWN IN THESE COLUMNS. T=TREASURY, N=NON-TREASURY, S=SUBCONTRACTOR FUNDS & PROCUREMENT CARD HUB PURCHASES, TC=TERM CONTRACT, I= INTER GOVERNMENTAL



TEXAS HISTORICALLY UNDERUTILIZED BUSINESS (HUB) SEMI-ANNUAL REPORT RECEIVED FOR FISCAL YEAR 2024

SECTION VII - STATE AGENCY EXPENDITURE DATA

FUND TYPE	TOTAL EXPENDITURE	TOTAL SPENT WITH HUBS AMOUNT / %	BLACK AMOUNT / %	HISPANIC AMOUNT / %	WOMAN AMOUNT / %	ASIAN PACIFIC AMOUNT / %	NATIVE AMERICAN AMOUNT / %	SERVICE-DISABLED VETERAN AMOUNT / %
529 - HEALTH & HUMAN SERVICES COMMISSION - PROFESSIONAL SERVICES UNADJUSTED GOAL IS 23.7%								
T	\$51,152,193	\$2,018,402 / 3.95%	\$914,703 / 1.79%	\$698,683 / 1.37%	\$325,969 / 0.64%	\$32,302 / 0.06%	0 / 0%	\$46,746 / 0.09%
N	0	0 / 0%	0 / 0%	0 / 0%	0 / 0%	0 / 0%	0 / 0%	0 / 0%
S	***	\$273 / 0.02%	0 / 0%	0 / 0%	\$273 / 0.02%	0 / 0%	0 / 0%	0 / 0%
-TC	\$121,186	0 / 0%	0 / 0%	0 / 0%	0 / 0%	0 / 0%	0 / 0%	0 / 0%
-I	\$5,851,726	0 / 0%	0 / 0%	0 / 0%	0 / 0%	0 / 0%	0 / 0%	0 / 0%
	\$45,179,281	\$2,018,675 / 3.97%	\$914,703 / 1.79%	\$698,683 / 1.37%	\$326,242 / 0.66%	\$32,302 / 0.06%	0 / 0%	\$46,746 / 0.09%

529 - HEALTH & HUMAN SERVICES COMMISSION - OTHER SERVICES UNADJUSTED GOAL IS 26%								
T	\$686,394,372	\$54,441,316 / 7.93%	\$2,137,684 / 0.31%	\$4,240,164 / 0.62%	\$27,663,876 / 4.03%	\$19,577,916 / 2.85%	\$617,425 / 0.09%	\$204,252 / 0.03%
N	0	0 / 0%	0 / 0%	0 / 0%	0 / 0%	0 / 0%	0 / 0%	0 / 0%
S	***	\$20,167,225 / 3.54%	\$1,737,731 / 0.30%	\$703,179 / 0.12%	\$10,788,232 / 1.89%	\$6,843,902 / 1.20%	\$46,322 / 0.01%	\$47,858 / 0.01%
-TC	\$535,576	0 / 0%	0 / 0%	0 / 0%	0 / 0%	0 / 0%	0 / 0%	0 / 0%
-I	\$82,223,400	0 / 0%	0 / 0%	0 / 0%	0 / 0%	0 / 0%	0 / 0%	0 / 0%
	\$603,635,396	\$74,608,540 / 11.47%	\$3,875,414 / 0.62%	\$4,943,343 / 0.74%	\$38,452,108 / 5.92%	\$26,421,818 / 4.05%	\$663,747 / 0.10%	\$252,110 / 0.04%

529 - HEALTH & HUMAN SERVICES COMMISSION - COMMODITY PURCHASING UNADJUSTED GOAL IS 21.1%								
T	\$106,388,455	\$20,667,885 / 19.43%	\$179,769 / 0.17%	\$421,029 / 0.40%	\$6,557,378 / 6.16%	\$13,455,483 / 12.65%	\$6,753 / 0.01%	\$47,472 / 0.04%
N	0	0 / 0%	0 / 0%	0 / 0%	0 / 0%	0 / 0%	0 / 0%	0 / 0%
S	***	\$28,802 / 0.07%	0 / 0%	\$3,067 / 0.01%	\$25,735 / 0.06%	0 / 0%	0 / 0%	0 / 0%
-TC	\$2,873,458	\$5,834 / 0.20%	\$896 / 0.03%	0 / 0%	\$3,065 / 0.11%	\$1,873 / 0.07%	0 / 0%	0 / 0%
-I	\$586,977	0 / 0%	0 / 0%	0 / 0%	0 / 0%	0 / 0%	0 / 0%	0 / 0%
	\$102,928,020	\$20,690,853 / 19.70%	\$178,874 / 0.20%	\$424,096 / 0.40%	\$6,580,048 / 6.33%	\$13,453,610 / 12.71%	\$6,753 / 0.01%	\$47,472 / 0.04%

*** DOLLARS REPORTED BUT NOT SHOWN IN THESE COLUMNS. T=TREASURY, N=NON-TREASURY, S=SUBCONTRACTOR FUNDS & PROCUREMENT CARD HUB PURCHASES, TC=TERM CONTRACT, I= INTER GOVERNMENTAL



TEXAS HISTORICALLY UNDERUTILIZED BUSINESS (HUB) SEMI-ANNUAL REPORT RECEIVED FOR FISCAL YEAR 2024

SECTION VII - STATE AGENCY EXPENDITURE DATA

FUND TYPE	TOTAL EXPENDITURE	TOTAL SPENT WITH HUBS AMOUNT / %	BLACK AMOUNT / %	HISPANIC AMOUNT / %	WOMAN AMOUNT / %	ASIAN PACIFIC AMOUNT / %	NATIVE AMERICAN AMOUNT / %	SERVICE-DISABLED VETERAN AMOUNT / %
529 - HEALTH & HUMAN SERVICES COMMISSION - Statewide Grand Total Expenditures								
T	\$915,203,746	\$82,129,771 / 8.97%	\$3,506,311 / 0.38%	\$8,717,859 / 0.95%	\$34,936,812 / 3.82%	\$33,173,161 / 3.62%	\$1,245,631 / 0.14%	\$549,997 / 0.06%
N	0	0 / 0%	0 / 0%	0 / 0%	0 / 0%	0 / 0%	0 / 0%	0 / 0%
S	***	\$21,011,116 / 3.09%	\$1,944,769 / 0.29%	\$978,383 / 0.14%	\$11,136,111 / 1.64%	\$6,857,673 / 1.01%	\$46,322 / 0.01%	\$47,858 / 0.01%
-TC	\$3,531,132	\$5,834 / 0.17%	\$896 / 0.03%	0 / 0%	\$3,065 / 0.09%	\$1,873 / 0.05%	0 / 0%	0 / 0%
-I	\$88,662,205	0 / 0%	0 / 0%	0 / 0%	0 / 0%	0 / 0%	0 / 0%	0 / 0%
	\$823,010,409	\$103,135,054 / 12.23%	\$5,450,185 / 0.69%	\$9,696,241 / 1.10%	\$46,069,859 / 5.54%	\$40,028,960 / 4.69%	\$1,291,954 / 0.14%	\$597,855 / 0.07%

*** DOLLARS REPORTED BUT NOT SHOWN IN THESE COLUMNS. T=TREASURY, N=NON-TREASURY, S=SUBCONTRACTOR FUNDS & PROCUREMENT CARD HUB PURCHASES, TC=TERM CONTRACT, I= INTER GOVERNMENTAL



TEXAS HISTORICALLY UNDERUTILIZED BUSINESS (HUB) SEMI-ANNUAL REPORT RECEIVED FOR FISCAL YEAR 2024

SECTION VII - STATE AGENCY EXPENDITURE DATA

FUND TYPE	TOTAL EXPENDITURE	TOTAL SPENT WITH HUBS AMOUNT / %	BLACK AMOUNT / %	HISPANIC AMOUNT / %	WOMAN AMOUNT / %	ASIAN PACIFIC AMOUNT / %	NATIVE AMERICAN AMOUNT / %	SERVICE-DISABLED VETERAN AMOUNT / %
-----------	-------------------	----------------------------------	------------------	---------------------	------------------	--------------------------	----------------------------	-------------------------------------

530 - DEPT FAMILY AND PROTECTIVE SERVICES - HEAVY CONSTRUCTION UNADJUSTED GOAL IS 11.2%

T	0	0 / 0%	0 / 0%	0 / 0%	0 / 0%	0 / 0%	0 / 0%	0 / 0%
N	0	0 / 0%	0 / 0%	0 / 0%	0 / 0%	0 / 0%	0 / 0%	0 / 0%
S	***	0 / 0%	0 / 0%	0 / 0%	0 / 0%	0 / 0%	0 / 0%	0 / 0%
-TC	0	0 / 0%	0 / 0%	0 / 0%	0 / 0%	0 / 0%	0 / 0%	0 / 0%
-I	0	0 / 0%	0 / 0%	0 / 0%	0 / 0%	0 / 0%	0 / 0%	0 / 0%
	0	0 / 0%	0 / 0%	0 / 0%	0 / 0%	0 / 0%	0 / 0%	0 / 0%

530 - DEPT FAMILY AND PROTECTIVE SERVICES - BUILDING CONSTRUCTION UNADJUSTED GOAL IS 21.1%

T	0	0 / 0%	0 / 0%	0 / 0%	0 / 0%	0 / 0%	0 / 0%	0 / 0%
N	0	0 / 0%	0 / 0%	0 / 0%	0 / 0%	0 / 0%	0 / 0%	0 / 0%
S	***	0 / 0%	0 / 0%	0 / 0%	0 / 0%	0 / 0%	0 / 0%	0 / 0%
-TC	0	0 / 0%	0 / 0%	0 / 0%	0 / 0%	0 / 0%	0 / 0%	0 / 0%
-I	0	0 / 0%	0 / 0%	0 / 0%	0 / 0%	0 / 0%	0 / 0%	0 / 0%
	0	0 / 0%	0 / 0%	0 / 0%	0 / 0%	0 / 0%	0 / 0%	0 / 0%

530 - DEPT FAMILY AND PROTECTIVE SERVICES - SPECIAL TRADE UNADJUSTED GOAL IS 32.9%

T	\$23,294	0 / 0%	0 / 0%	0 / 0%	0 / 0%	0 / 0%	0 / 0%	0 / 0%
N	0	0 / 0%	0 / 0%	0 / 0%	0 / 0%	0 / 0%	0 / 0%	0 / 0%
S	***	0 / 0%	0 / 0%	0 / 0%	0 / 0%	0 / 0%	0 / 0%	0 / 0%
-TC	0	0 / 0%	0 / 0%	0 / 0%	0 / 0%	0 / 0%	0 / 0%	0 / 0%
-I	0	0 / 0%	0 / 0%	0 / 0%	0 / 0%	0 / 0%	0 / 0%	0 / 0%
	\$23,294	0 / 0%	0 / 0%	0 / 0%	0 / 0%	0 / 0%	0 / 0%	0 / 0%

*** DOLLARS REPORTED BUT NOT SHOWN IN THESE COLUMNS. T=TREASURY, N=NON-TREASURY, S=SUBCONTRACTOR FUNDS & PROCUREMENT CARD HUB PURCHASES, TC=TERM CONTRACT, I= INTER GOVERNMENTAL



TEXAS HISTORICALLY UNDERUTILIZED BUSINESS (HUB) SEMI-ANNUAL REPORT RECEIVED FOR FISCAL YEAR 2024

SECTION VII - STATE AGENCY EXPENDITURE DATA

FUND TYPE	TOTAL EXPENDITURE	TOTAL SPENT WITH HUBS AMOUNT / %	BLACK AMOUNT / %	HISPANIC AMOUNT / %	WOMAN AMOUNT / %	ASIAN PACIFIC AMOUNT / %	NATIVE AMERICAN AMOUNT / %	SERVICE-DISABLED VETERAN AMOUNT / %
530 - DEPT FAMILY AND PROTECTIVE SERVICES - PROFESSIONAL SERVICES UNADJUSTED GOAL IS 23.7%								
T	\$1,706,201	0 / 0%	0 / 0%	0 / 0%	0 / 0%	0 / 0%	0 / 0%	0 / 0%
N	0	0 / 0%	0 / 0%	0 / 0%	0 / 0%	0 / 0%	0 / 0%	0 / 0%
S	***	0 / 0%	0 / 0%	0 / 0%	0 / 0%	0 / 0%	0 / 0%	0 / 0%
-TC	0	0 / 0%	0 / 0%	0 / 0%	0 / 0%	0 / 0%	0 / 0%	0 / 0%
-I	0	0 / 0%	0 / 0%	0 / 0%	0 / 0%	0 / 0%	0 / 0%	0 / 0%
	\$1,706,201	0 / 0%	0 / 0%	0 / 0%	0 / 0%	0 / 0%	0 / 0%	0 / 0%

530 - DEPT FAMILY AND PROTECTIVE SERVICES - OTHER SERVICES UNADJUSTED GOAL IS 26%								
T	\$60,859,441	\$15,893,959 / 26.12%	\$7,609 / 0.01%	\$1,528,026 / 2.51%	\$4,703,652 / 7.73%	\$9,538,527 / 15.67%	\$114,634 / 0.19%	\$1,511 / 0.00%
N	0	0 / 0%	0 / 0%	0 / 0%	0 / 0%	0 / 0%	0 / 0%	0 / 0%
S	***	\$443,985 / 1.43%	0 / 0%	\$129,640 / 0.42%	0 / 0%	\$314,345 / 1.01%	0 / 0%	0 / 0%
-TC	\$539,096	0 / 0%	0 / 0%	0 / 0%	0 / 0%	0 / 0%	0 / 0%	0 / 0%
-I	0	0 / 0%	0 / 0%	0 / 0%	0 / 0%	0 / 0%	0 / 0%	0 / 0%
	\$60,320,345	\$16,337,944 / 27.54%	\$7,609 / 0.01%	\$1,657,666 / 2.93%	\$4,703,652 / 7.73%	\$9,852,872 / 16.68%	\$114,634 / 0.19%	\$1,511 / 0.00%

530 - DEPT FAMILY AND PROTECTIVE SERVICES - COMMODITY PURCHASING UNADJUSTED GOAL IS 21.1%								
T	\$6,080,640	\$2,492,226 / 40.99%	\$14,779 / 0.24%	\$1,078 / 0.02%	\$440,970 / 7.25%	\$2,035,399 / 33.47%	0 / 0%	0 / 0%
N	0	0 / 0%	0 / 0%	0 / 0%	0 / 0%	0 / 0%	0 / 0%	0 / 0%
S	***	0 / 0%	0 / 0%	0 / 0%	0 / 0%	0 / 0%	0 / 0%	0 / 0%
-TC	\$73,757	\$26,987 / 36.59%	0 / 0%	0 / 0%	\$25,224 / 34.20%	\$1,763 / 2.39%	0 / 0%	0 / 0%
-I	0	0 / 0%	0 / 0%	0 / 0%	0 / 0%	0 / 0%	0 / 0%	0 / 0%
	\$6,006,882	\$2,465,239 / 77.58%	\$14,779 / 0.24%	\$1,078 / 0.02%	\$415,746 / 41.45%	\$2,033,635 / 35.86%	0 / 0%	0 / 0%

*** DOLLARS REPORTED BUT NOT SHOWN IN THESE COLUMNS. T=TREASURY, N=NON-TREASURY, S=SUBCONTRACTOR FUNDS & PROCUREMENT CARD HUB PURCHASES, TC=TERM CONTRACT, I= INTER GOVERNMENT



TEXAS HISTORICALLY UNDERUTILIZED BUSINESS (HUB) SEMI-ANNUAL REPORT RECEIVED FOR FISCAL YEAR 2024

SECTION VII - STATE AGENCY EXPENDITURE DATA

FUND TYPE	TOTAL EXPENDITURE	TOTAL SPENT WITH HUBS AMOUNT / %	BLACK AMOUNT / %	HISPANIC AMOUNT / %	WOMAN AMOUNT / %	ASIAN PACIFIC AMOUNT / %	NATIVE AMERICAN AMOUNT / %	SERVICE-DISABLED VETERAN AMOUNT / %
530 - DEPT FAMILY AND PROTECTIVE SERVICES - Statewide Grand Total Expenditures								
T	\$68,669,576	\$18,386,185 / 26.77%	\$22,388 / 0.03%	\$1,529,104 / 2.23%	\$5,144,621 / 7.49%	\$11,573,926 / 16.85%	\$114,634 / 0.17%	\$1,511 / 0.00%
N	0	0 / 0%	0 / 0%	0 / 0%	0 / 0%	0 / 0%	0 / 0%	0 / 0%
S	***	\$443,985 / 1.43%	0 / 0%	\$129,640 / 0.42%	0 / 0%	\$314,345 / 1.01%	0 / 0%	0 / 0%
-TC	\$612,853	\$26,987 / 4.40%	0 / 0%	0 / 0%	\$25,224 / 4.12%	\$1,763 / 0.29%	0 / 0%	0 / 0%
-I	0	0 / 0%	0 / 0%	0 / 0%	0 / 0%	0 / 0%	0 / 0%	0 / 0%
	\$68,056,723	\$18,803,183 / 32.61%	\$22,388 / 0.03%	\$1,658,744 / 2.64%	\$5,119,398 / 11.61%	\$11,886,508 / 18.15%	\$114,634 / 0.17%	\$1,511 / 0.00%

*** DOLLARS REPORTED BUT NOT SHOWN IN THESE COLUMNS. T=TREASURY, N=NON-TREASURY, S=SUBCONTRACTOR FUNDS & PROCUREMENT CARD HUB PURCHASES, TC=TERM CONTRACT, I= INTER GOVERNMENTAL



TEXAS HISTORICALLY UNDERUTILIZED BUSINESS (HUB) SEMI-ANNUAL REPORT RECEIVED FOR FISCAL YEAR 2024

SECTION VII - STATE AGENCY EXPENDITURE DATA

FUND TYPE	TOTAL EXPENDITURE	TOTAL SPENT WITH HUBS AMOUNT / %	BLACK AMOUNT / %	HISPANIC AMOUNT / %	WOMAN AMOUNT / %	ASIAN PACIFIC AMOUNT / %	NATIVE AMERICAN AMOUNT / %	SERVICE-DISABLED VETERAN AMOUNT / %
-----------	-------------------	----------------------------------	------------------	---------------------	------------------	--------------------------	----------------------------	-------------------------------------

533 - EXEC CNCL OF PHYSICAL & OCC THERAPY - HEAVY CONSTRUCTION UNADJUSTED GOAL IS 11.2%

T	0	0 / 0%	0 / 0%	0 / 0%	0 / 0%	0 / 0%	0 / 0%	0 / 0%
N	0	0 / 0%	0 / 0%	0 / 0%	0 / 0%	0 / 0%	0 / 0%	0 / 0%
S	***	0 / 0%	0 / 0%	0 / 0%	0 / 0%	0 / 0%	0 / 0%	0 / 0%
-TC	0	0 / 0%	0 / 0%	0 / 0%	0 / 0%	0 / 0%	0 / 0%	0 / 0%
-I	0	0 / 0%	0 / 0%	0 / 0%	0 / 0%	0 / 0%	0 / 0%	0 / 0%
	0	0 / 0%	0 / 0%	0 / 0%	0 / 0%	0 / 0%	0 / 0%	0 / 0%

533 - EXEC CNCL OF PHYSICAL & OCC THERAPY - BUILDING CONSTRUCTION UNADJUSTED GOAL IS 21.1%

T	0	0 / 0%	0 / 0%	0 / 0%	0 / 0%	0 / 0%	0 / 0%	0 / 0%
N	0	0 / 0%	0 / 0%	0 / 0%	0 / 0%	0 / 0%	0 / 0%	0 / 0%
S	***	0 / 0%	0 / 0%	0 / 0%	0 / 0%	0 / 0%	0 / 0%	0 / 0%
-TC	0	0 / 0%	0 / 0%	0 / 0%	0 / 0%	0 / 0%	0 / 0%	0 / 0%
-I	0	0 / 0%	0 / 0%	0 / 0%	0 / 0%	0 / 0%	0 / 0%	0 / 0%
	0	0 / 0%	0 / 0%	0 / 0%	0 / 0%	0 / 0%	0 / 0%	0 / 0%

533 - EXEC CNCL OF PHYSICAL & OCC THERAPY - SPECIAL TRADE UNADJUSTED GOAL IS 32.9%

T	0	0 / 0%	0 / 0%	0 / 0%	0 / 0%	0 / 0%	0 / 0%	0 / 0%
N	0	0 / 0%	0 / 0%	0 / 0%	0 / 0%	0 / 0%	0 / 0%	0 / 0%
S	***	0 / 0%	0 / 0%	0 / 0%	0 / 0%	0 / 0%	0 / 0%	0 / 0%
-TC	0	0 / 0%	0 / 0%	0 / 0%	0 / 0%	0 / 0%	0 / 0%	0 / 0%
-I	0	0 / 0%	0 / 0%	0 / 0%	0 / 0%	0 / 0%	0 / 0%	0 / 0%
	0	0 / 0%	0 / 0%	0 / 0%	0 / 0%	0 / 0%	0 / 0%	0 / 0%

*** DOLLARS REPORTED BUT NOT SHOWN IN THESE COLUMNS. T=TREASURY, N=NON-TREASURY, S=SUBCONTRACTOR FUNDS & PROCUREMENT CARD HUB PURCHASES, TC=TERM CONTRACT, I= INTER GOVERNMENTAL



TEXAS HISTORICALLY UNDERUTILIZED BUSINESS (HUB) SEMI-ANNUAL REPORT RECEIVED FOR FISCAL YEAR 2024

SECTION VII - STATE AGENCY EXPENDITURE DATA

FUND TYPE	TOTAL EXPENDITURE	TOTAL SPENT WITH HUBS AMOUNT / %	BLACK AMOUNT / %	HISPANIC AMOUNT / %	WOMAN AMOUNT / %	ASIAN PACIFIC AMOUNT / %	NATIVE AMERICAN AMOUNT / %	SERVICE-DISABLED VETERAN AMOUNT / %
533 - EXEC CNCL OF PHYSICAL & OCC THERAPY - PROFESSIONAL SERVICES UNADJUSTED GOAL IS 23.7%								
T	0	0 / 0%	0 / 0%	0 / 0%	0 / 0%	0 / 0%	0 / 0%	0 / 0%
N	0	0 / 0%	0 / 0%	0 / 0%	0 / 0%	0 / 0%	0 / 0%	0 / 0%
S	***	0 / 0%	0 / 0%	0 / 0%	0 / 0%	0 / 0%	0 / 0%	0 / 0%
-TC	0	0 / 0%	0 / 0%	0 / 0%	0 / 0%	0 / 0%	0 / 0%	0 / 0%
-I	0	0 / 0%	0 / 0%	0 / 0%	0 / 0%	0 / 0%	0 / 0%	0 / 0%
	0	0 / 0%	0 / 0%	0 / 0%	0 / 0%	0 / 0%	0 / 0%	0 / 0%

533 - EXEC CNCL OF PHYSICAL & OCC THERAPY - OTHER SERVICES UNADJUSTED GOAL IS 26%								
T	\$13,900	\$1,280 / 9.21%	0 / 0%	0 / 0%	\$1,280 / 9.21%	0 / 0%	0 / 0%	0 / 0%
N	0	0 / 0%	0 / 0%	0 / 0%	0 / 0%	0 / 0%	0 / 0%	0 / 0%
S	***	0 / 0%	0 / 0%	0 / 0%	0 / 0%	0 / 0%	0 / 0%	0 / 0%
-TC	\$919	0 / 0%	0 / 0%	0 / 0%	0 / 0%	0 / 0%	0 / 0%	0 / 0%
-I	\$900	0 / 0%	0 / 0%	0 / 0%	0 / 0%	0 / 0%	0 / 0%	0 / 0%
	\$12,081	\$1,280 / 9.21%	0 / 0%	0 / 0%	\$1,280 / 9.21%	0 / 0%	0 / 0%	0 / 0%

533 - EXEC CNCL OF PHYSICAL & OCC THERAPY - COMMODITY PURCHASING UNADJUSTED GOAL IS 21.1%								
T	\$27,390	\$12,916 / 47.15%	0 / 0%	0 / 0%	\$12,916 / 47.15%	0 / 0%	0 / 0%	0 / 0%
N	0	0 / 0%	0 / 0%	0 / 0%	0 / 0%	0 / 0%	0 / 0%	0 / 0%
S	***	0 / 0%	0 / 0%	0 / 0%	0 / 0%	0 / 0%	0 / 0%	0 / 0%
-TC	0	0 / 0%	0 / 0%	0 / 0%	0 / 0%	0 / 0%	0 / 0%	0 / 0%
-I	0	0 / 0%	0 / 0%	0 / 0%	0 / 0%	0 / 0%	0 / 0%	0 / 0%
	\$27,390	\$12,916 / 47.15%	0 / 0%	0 / 0%	\$12,916 / 47.15%	0 / 0%	0 / 0%	0 / 0%

*** DOLLARS REPORTED BUT NOT SHOWN IN THESE COLUMNS. T=TREASURY, N=NON-TREASURY, S=SUBCONTRACTOR FUNDS & PROCUREMENT CARD HUB PURCHASES, TC=TERM CONTRACT, I= INTER GOVERNMENTAL



TEXAS HISTORICALLY UNDERUTILIZED BUSINESS (HUB) SEMI-ANNUAL REPORT RECEIVED FOR FISCAL YEAR 2024

SECTION VII - STATE AGENCY EXPENDITURE DATA

FUND TYPE	TOTAL EXPENDITURE	TOTAL SPENT WITH HUBS AMOUNT / %	BLACK AMOUNT / %	HISPANIC AMOUNT / %	WOMAN AMOUNT / %	ASIAN PACIFIC AMOUNT / %	NATIVE AMERICAN AMOUNT / %	SERVICE-DISABLED VETERAN AMOUNT / %
533 - EXEC CNCL OF PHYSICAL & OCC THERAPY - Statewide Grand Total Expenditures								
T	\$41,290	\$14,196 / 34.38%	0 / 0%	0 / 0%	\$14,196 / 34.38%	0 / 0%	0 / 0%	0 / 0%
N	0	0 / 0%	0 / 0%	0 / 0%	0 / 0%	0 / 0%	0 / 0%	0 / 0%
S	***	0 / 0%	0 / 0%	0 / 0%	0 / 0%	0 / 0%	0 / 0%	0 / 0%
-TC	\$919	0 / 0%	0 / 0%	0 / 0%	0 / 0%	0 / 0%	0 / 0%	0 / 0%
-I	\$900	0 / 0%	0 / 0%	0 / 0%	0 / 0%	0 / 0%	0 / 0%	0 / 0%
	\$39,471	\$14,196 / 34.38%	0 / 0%	0 / 0%	\$14,196 / 34.38%	0 / 0%	0 / 0%	0 / 0%

*** DOLLARS REPORTED BUT NOT SHOWN IN THESE COLUMNS. T=TREASURY, N=NON-TREASURY, S=SUBCONTRACTOR FUNDS & PROCUREMENT CARD HUB PURCHASES, TC=TERM CONTRACT, I= INTER GOVERNMENTAL



TEXAS HISTORICALLY UNDERUTILIZED BUSINESS (HUB) SEMI-ANNUAL REPORT RECEIVED FOR FISCAL YEAR 2024

SECTION VII - STATE AGENCY EXPENDITURE DATA

FUND TYPE	TOTAL EXPENDITURE	TOTAL SPENT WITH HUBS AMOUNT / %	BLACK AMOUNT / %	HISPANIC AMOUNT / %	WOMAN AMOUNT / %	ASIAN PACIFIC AMOUNT / %	NATIVE AMERICAN AMOUNT / %	SERVICE-DISABLED VETERAN AMOUNT / %
-----------	-------------------	----------------------------------	------------------	---------------------	------------------	--------------------------	----------------------------	-------------------------------------

535 - TX LOW LEVEL RADIOACTIVE WASTE COMM - HEAVY CONSTRUCTION UNADJUSTED GOAL IS 11.2%

T	0	0 / 0%	0 / 0%	0 / 0%	0 / 0%	0 / 0%	0 / 0%	0 / 0%
N	0	0 / 0%	0 / 0%	0 / 0%	0 / 0%	0 / 0%	0 / 0%	0 / 0%
S	***	0 / 0%	0 / 0%	0 / 0%	0 / 0%	0 / 0%	0 / 0%	0 / 0%
-TC	0	0 / 0%	0 / 0%	0 / 0%	0 / 0%	0 / 0%	0 / 0%	0 / 0%
-I	0	0 / 0%	0 / 0%	0 / 0%	0 / 0%	0 / 0%	0 / 0%	0 / 0%
	0	0 / 0%	0 / 0%	0 / 0%	0 / 0%	0 / 0%	0 / 0%	0 / 0%

535 - TX LOW LEVEL RADIOACTIVE WASTE COMM - BUILDING CONSTRUCTION UNADJUSTED GOAL IS 21.1%

T	0	0 / 0%	0 / 0%	0 / 0%	0 / 0%	0 / 0%	0 / 0%	0 / 0%
N	0	0 / 0%	0 / 0%	0 / 0%	0 / 0%	0 / 0%	0 / 0%	0 / 0%
S	***	0 / 0%	0 / 0%	0 / 0%	0 / 0%	0 / 0%	0 / 0%	0 / 0%
-TC	0	0 / 0%	0 / 0%	0 / 0%	0 / 0%	0 / 0%	0 / 0%	0 / 0%
-I	0	0 / 0%	0 / 0%	0 / 0%	0 / 0%	0 / 0%	0 / 0%	0 / 0%
	0	0 / 0%	0 / 0%	0 / 0%	0 / 0%	0 / 0%	0 / 0%	0 / 0%

535 - TX LOW LEVEL RADIOACTIVE WASTE COMM - SPECIAL TRADE UNADJUSTED GOAL IS 32.9%

T	0	0 / 0%	0 / 0%	0 / 0%	0 / 0%	0 / 0%	0 / 0%	0 / 0%
N	0	0 / 0%	0 / 0%	0 / 0%	0 / 0%	0 / 0%	0 / 0%	0 / 0%
S	***	0 / 0%	0 / 0%	0 / 0%	0 / 0%	0 / 0%	0 / 0%	0 / 0%
-TC	0	0 / 0%	0 / 0%	0 / 0%	0 / 0%	0 / 0%	0 / 0%	0 / 0%
-I	0	0 / 0%	0 / 0%	0 / 0%	0 / 0%	0 / 0%	0 / 0%	0 / 0%
	0	0 / 0%	0 / 0%	0 / 0%	0 / 0%	0 / 0%	0 / 0%	0 / 0%

*** DOLLARS REPORTED BUT NOT SHOWN IN THESE COLUMNS. T=TREASURY, N=NON-TREASURY, S=SUBCONTRACTOR FUNDS & PROCUREMENT CARD HUB PURCHASES, TC=TERM CONTRACT, I= INTER GOVERNMENT



TEXAS HISTORICALLY UNDERUTILIZED BUSINESS (HUB) SEMI-ANNUAL REPORT RECEIVED FOR FISCAL YEAR 2024

SECTION VII - STATE AGENCY EXPENDITURE DATA

FUND TYPE	TOTAL EXPENDITURE	TOTAL SPENT WITH HUBS AMOUNT / %	BLACK AMOUNT / %	HISPANIC AMOUNT / %	WOMAN AMOUNT / %	ASIAN PACIFIC AMOUNT / %	NATIVE AMERICAN AMOUNT / %	SERVICE-DISABLED VETERAN AMOUNT / %
-----------	-------------------	----------------------------------	------------------	---------------------	------------------	--------------------------	----------------------------	-------------------------------------

535 - TX LOW LEVEL RADIOACTIVE WASTE COMM - PROFESSIONAL SERVICES UNADJUSTED GOAL IS 23.7%

T	\$19,640	\$19,640 / 100.00%	0 / 0%	0 / 0%	\$19,640 / 100.00%	0 / 0%	0 / 0%	0 / 0%
N	0	0 / 0%	0 / 0%	0 / 0%	0 / 0%	0 / 0%	0 / 0%	0 / 0%
S	***	0 / 0%	0 / 0%	0 / 0%	0 / 0%	0 / 0%	0 / 0%	0 / 0%
-TC	0	0 / 0%	0 / 0%	0 / 0%	0 / 0%	0 / 0%	0 / 0%	0 / 0%
-I	0	0 / 0%	0 / 0%	0 / 0%	0 / 0%	0 / 0%	0 / 0%	0 / 0%
	\$19,640	\$19,640 / 100.00%	0 / 0%	0 / 0%	\$19,640 / 100.00%	0 / 0%	0 / 0%	0 / 0%

535 - TX LOW LEVEL RADIOACTIVE WASTE COMM - OTHER SERVICES UNADJUSTED GOAL IS 26%

T	\$136,014	0 / 0%	0 / 0%	0 / 0%	0 / 0%	0 / 0%	0 / 0%	0 / 0%
N	0	0 / 0%	0 / 0%	0 / 0%	0 / 0%	0 / 0%	0 / 0%	0 / 0%
S	***	0 / 0%	0 / 0%	0 / 0%	0 / 0%	0 / 0%	0 / 0%	0 / 0%
-TC	0	0 / 0%	0 / 0%	0 / 0%	0 / 0%	0 / 0%	0 / 0%	0 / 0%
-I	0	0 / 0%	0 / 0%	0 / 0%	0 / 0%	0 / 0%	0 / 0%	0 / 0%
	\$136,014	0 / 0%	0 / 0%	0 / 0%	0 / 0%	0 / 0%	0 / 0%	0 / 0%

535 - TX LOW LEVEL RADIOACTIVE WASTE COMM - COMMODITY PURCHASING UNADJUSTED GOAL IS 21.1%

T	\$1,298	0 / 0%	0 / 0%	0 / 0%	0 / 0%	0 / 0%	0 / 0%	0 / 0%
N	0	0 / 0%	0 / 0%	0 / 0%	0 / 0%	0 / 0%	0 / 0%	0 / 0%
S	***	0 / 0%	0 / 0%	0 / 0%	0 / 0%	0 / 0%	0 / 0%	0 / 0%
-TC	0	0 / 0%	0 / 0%	0 / 0%	0 / 0%	0 / 0%	0 / 0%	0 / 0%
-I	0	0 / 0%	0 / 0%	0 / 0%	0 / 0%	0 / 0%	0 / 0%	0 / 0%
	\$1,298	0 / 0%	0 / 0%	0 / 0%	0 / 0%	0 / 0%	0 / 0%	0 / 0%

*** DOLLARS REPORTED BUT NOT SHOWN IN THESE COLUMNS. T=TREASURY, N=NON-TREASURY, S=SUBCONTRACTOR FUNDS & PROCUREMENT CARD HUB PURCHASES, TC=TERM CONTRACT, I= INTER GOVERNMENT



TEXAS HISTORICALLY UNDERUTILIZED BUSINESS (HUB) SEMI-ANNUAL REPORT RECEIVED FOR FISCAL YEAR 2024

SECTION VII - STATE AGENCY EXPENDITURE DATA

FUND TYPE	TOTAL EXPENDITURE	TOTAL SPENT WITH HUBS AMOUNT / %	BLACK AMOUNT / %	HISPANIC AMOUNT / %	WOMAN AMOUNT / %	ASIAN PACIFIC AMOUNT / %	NATIVE AMERICAN AMOUNT / %	SERVICE-DISABLED VETERAN AMOUNT / %
535 - TX LOW LEVEL RADIOACTIVE WASTE COMM - Statewide Grand Total Expenditures								
T	\$156,952	\$19,640 / 12.51%	0 / 0%	0 / 0%	\$19,640 / 12.51%	0 / 0%	0 / 0%	0 / 0%
N	0	0 / 0%	0 / 0%	0 / 0%	0 / 0%	0 / 0%	0 / 0%	0 / 0%
S	***	0 / 0%	0 / 0%	0 / 0%	0 / 0%	0 / 0%	0 / 0%	0 / 0%
-TC	0	0 / 0%	0 / 0%	0 / 0%	0 / 0%	0 / 0%	0 / 0%	0 / 0%
-I	0	0 / 0%	0 / 0%	0 / 0%	0 / 0%	0 / 0%	0 / 0%	0 / 0%
	\$156,952	\$19,640 / 12.51%	0 / 0%	0 / 0%	\$19,640 / 12.51%	0 / 0%	0 / 0%	0 / 0%

*** DOLLARS REPORTED BUT NOT SHOWN IN THESE COLUMNS. T=TREASURY, N=NON-TREASURY, S=SUBCONTRACTOR FUNDS & PROCUREMENT CARD HUB PURCHASES, TC=TERM CONTRACT, I= INTER GOVERNMENTAL



TEXAS HISTORICALLY UNDERUTILIZED BUSINESS (HUB) SEMI-ANNUAL REPORT RECEIVED FOR FISCAL YEAR 2024

SECTION VII - STATE AGENCY EXPENDITURE DATA

FUND TYPE	TOTAL EXPENDITURE	TOTAL SPENT WITH HUBS AMOUNT / %	BLACK AMOUNT / %	HISPANIC AMOUNT / %	WOMAN AMOUNT / %	ASIAN PACIFIC AMOUNT / %	NATIVE AMERICAN AMOUNT / %	SERVICE-DISABLED VETERAN AMOUNT / %
-----------	-------------------	----------------------------------	------------------	---------------------	------------------	--------------------------	----------------------------	-------------------------------------

537 - DEPARTMENT OF STATE HEALTH SERVICES - HEAVY CONSTRUCTION UNADJUSTED GOAL IS 11.2%

T	\$30	0 / 0%	0 / 0%	0 / 0%	0 / 0%	0 / 0%	0 / 0%	0 / 0%
N	0	0 / 0%	0 / 0%	0 / 0%	0 / 0%	0 / 0%	0 / 0%	0 / 0%
S	***	0 / 0%	0 / 0%	0 / 0%	0 / 0%	0 / 0%	0 / 0%	0 / 0%
-TC	0	0 / 0%	0 / 0%	0 / 0%	0 / 0%	0 / 0%	0 / 0%	0 / 0%
-I	0	0 / 0%	0 / 0%	0 / 0%	0 / 0%	0 / 0%	0 / 0%	0 / 0%
	\$30	0 / 0%	0 / 0%	0 / 0%	0 / 0%	0 / 0%	0 / 0%	0 / 0%

537 - DEPARTMENT OF STATE HEALTH SERVICES - BUILDING CONSTRUCTION UNADJUSTED GOAL IS 21.1%

T	\$422,593	\$20,374 / 4.82%	0 / 0%	\$20,374 / 4.82%	0 / 0%	0 / 0%	0 / 0%	0 / 0%
N	0	0 / 0%	0 / 0%	0 / 0%	0 / 0%	0 / 0%	0 / 0%	0 / 0%
S	***	0 / 0%	0 / 0%	0 / 0%	0 / 0%	0 / 0%	0 / 0%	0 / 0%
-TC	0	0 / 0%	0 / 0%	0 / 0%	0 / 0%	0 / 0%	0 / 0%	0 / 0%
-I	0	0 / 0%	0 / 0%	0 / 0%	0 / 0%	0 / 0%	0 / 0%	0 / 0%
	\$422,593	\$20,374 / 4.82%	0 / 0%	\$20,374 / 4.82%	0 / 0%	0 / 0%	0 / 0%	0 / 0%

537 - DEPARTMENT OF STATE HEALTH SERVICES - SPECIAL TRADE UNADJUSTED GOAL IS 32.9%

T	\$362,465	\$59,109 / 16.31%	0 / 0%	\$58,259 / 16.07%	\$850 / 0.23%	0 / 0%	0 / 0%	0 / 0%
N	0	0 / 0%	0 / 0%	0 / 0%	0 / 0%	0 / 0%	0 / 0%	0 / 0%
S	***	0 / 0%	0 / 0%	0 / 0%	0 / 0%	0 / 0%	0 / 0%	0 / 0%
-TC	0	0 / 0%	0 / 0%	0 / 0%	0 / 0%	0 / 0%	0 / 0%	0 / 0%
-I	0	0 / 0%	0 / 0%	0 / 0%	0 / 0%	0 / 0%	0 / 0%	0 / 0%
	\$362,465	\$59,109 / 16.31%	0 / 0%	\$58,259 / 16.07%	\$850 / 0.23%	0 / 0%	0 / 0%	0 / 0%

*** DOLLARS REPORTED BUT NOT SHOWN IN THESE COLUMNS. T=TREASURY, N=NON-TREASURY, S=SUBCONTRACTOR FUNDS & PROCUREMENT CARD HUB PURCHASES, TC=TERM CONTRACT, I= INTER GOVERNMENTAL



TEXAS HISTORICALLY UNDERUTILIZED BUSINESS (HUB) SEMI-ANNUAL REPORT RECEIVED FOR FISCAL YEAR 2024

SECTION VII - STATE AGENCY EXPENDITURE DATA

FUND TYPE	TOTAL EXPENDITURE	TOTAL SPENT WITH HUBS AMOUNT / %	BLACK AMOUNT / %	HISPANIC AMOUNT / %	WOMAN AMOUNT / %	ASIAN PACIFIC AMOUNT / %	NATIVE AMERICAN AMOUNT / %	SERVICE-DISABLED VETERAN AMOUNT / %
-----------	-------------------	----------------------------------	------------------	---------------------	------------------	--------------------------	----------------------------	-------------------------------------

537 - DEPARTMENT OF STATE HEALTH SERVICES - PROFESSIONAL SERVICES UNADJUSTED GOAL IS 23.7%

T	\$4,141,837	\$9,474 / 0.23%	0 / 0%	\$9,474 / 0.23%	0 / 0%	0 / 0%	0 / 0%	0 / 0%
N	0	0 / 0%	0 / 0%	0 / 0%	0 / 0%	0 / 0%	0 / 0%	0 / 0%
S	***	0 / 0%	0 / 0%	0 / 0%	0 / 0%	0 / 0%	0 / 0%	0 / 0%
-TC	\$604	0 / 0%	0 / 0%	0 / 0%	0 / 0%	0 / 0%	0 / 0%	0 / 0%
-I	\$697,408	0 / 0%	0 / 0%	0 / 0%	0 / 0%	0 / 0%	0 / 0%	0 / 0%
	\$3,443,825	\$9,474 / 0.23%	0 / 0%	\$9,474 / 0.23%	0 / 0%	0 / 0%	0 / 0%	0 / 0%

537 - DEPARTMENT OF STATE HEALTH SERVICES - OTHER SERVICES UNADJUSTED GOAL IS 26%

T	\$64,470,460	\$12,448,671 / 19.31%	\$650 / 0.00%	\$1,311,058 / 2.03%	\$5,141,822 / 7.98%	\$5,995,141 / 9.30%	0 / 0%	0 / 0%
N	0	0 / 0%	0 / 0%	0 / 0%	0 / 0%	0 / 0%	0 / 0%	0 / 0%
S	***	\$381,584 / 3.07%	0 / 0%	0 / 0%	\$166,053 / 1.33%	\$215,531 / 1.73%	0 / 0%	0 / 0%
-TC	\$1,329,235	0 / 0%	0 / 0%	0 / 0%	0 / 0%	0 / 0%	0 / 0%	0 / 0%
-I	\$2,266,105	0 / 0%	0 / 0%	0 / 0%	0 / 0%	0 / 0%	0 / 0%	0 / 0%
	\$60,875,120	\$12,830,255 / 22.38%	\$650 / 0.00%	\$1,311,058 / 2.03%	\$5,307,875 / 9.31%	\$6,210,672 / 11.03%	0 / 0%	0 / 0%

537 - DEPARTMENT OF STATE HEALTH SERVICES - COMMODITY PURCHASING UNADJUSTED GOAL IS 21.1%

T	\$116,116,293	\$2,463,026 / 2.12%	\$542,506 / 0.47%	\$124,205 / 0.11%	\$168,000 / 0.14%	\$1,628,101 / 1.40%	0 / 0%	\$213 / 0.00%
N	0	0 / 0%	0 / 0%	0 / 0%	0 / 0%	0 / 0%	0 / 0%	0 / 0%
S	***	0 / 0%	0 / 0%	0 / 0%	0 / 0%	0 / 0%	0 / 0%	0 / 0%
-TC	\$459,103	\$10,719 / 2.33%	0 / 0%	0 / 0%	\$340 / 0.07%	\$10,379 / 2.26%	0 / 0%	0 / 0%
-I	0	0 / 0%	0 / 0%	0 / 0%	0 / 0%	0 / 0%	0 / 0%	0 / 0%
	\$115,657,190	\$2,452,307 / 4.46%	\$542,506 / 0.47%	\$124,205 / 0.11%	\$167,660 / 0.22%	\$1,617,722 / 3.66%	0 / 0%	\$213 / 0.00%

*** DOLLARS REPORTED BUT NOT SHOWN IN THESE COLUMNS. T=TREASURY, N=NON-TREASURY, S=SUBCONTRACTOR FUNDS & PROCUREMENT CARD HUB PURCHASES, TC=TERM CONTRACT, I= INTER GOVERNMENTAL



TEXAS HISTORICALLY UNDERUTILIZED BUSINESS (HUB) SEMI-ANNUAL REPORT RECEIVED FOR FISCAL YEAR 2024

SECTION VII - STATE AGENCY EXPENDITURE DATA

FUND TYPE	TOTAL EXPENDITURE	TOTAL SPENT WITH HUBS AMOUNT / %	BLACK AMOUNT / %	HISPANIC AMOUNT / %	WOMAN AMOUNT / %	ASIAN PACIFIC AMOUNT / %	NATIVE AMERICAN AMOUNT / %	SERVICE-DISABLED VETERAN AMOUNT / %
537 - DEPARTMENT OF STATE HEALTH SERVICES - Statewide Grand Total Expenditures								
T	\$185,513,678	\$15,000,653 / 8.09%	\$543,156 / 0.29%	\$1,523,370 / 0.82%	\$5,310,672 / 2.86%	\$7,623,242 / 4.11%	0 / 0%	\$213 / 0.00%
N	0	0 / 0%	0 / 0%	0 / 0%	0 / 0%	0 / 0%	0 / 0%	0 / 0%
S	***	\$381,584 / 3.07%	0 / 0%	0 / 0%	\$166,053 / 1.33%	\$215,531 / 1.73%	0 / 0%	0 / 0%
-TC	\$1,788,941	\$10,719 / 0.60%	0 / 0%	0 / 0%	\$340 / 0.02%	\$10,379 / 0.58%	0 / 0%	0 / 0%
-I	\$2,963,513	0 / 0%	0 / 0%	0 / 0%	0 / 0%	0 / 0%	0 / 0%	0 / 0%
	\$180,761,223	\$15,371,518 / 11.75%	\$543,156 / 0.29%	\$1,523,370 / 0.82%	\$5,476,385 / 4.22%	\$7,828,394 / 6.42%	0 / 0%	\$213 / 0.00%

*** DOLLARS REPORTED BUT NOT SHOWN IN THESE COLUMNS. T=TREASURY, N=NON-TREASURY, S=SUBCONTRACTOR FUNDS & PROCUREMENT CARD HUB PURCHASES, TC=TERM CONTRACT, I= INTER GOVERNMENTAL



TEXAS HISTORICALLY UNDERUTILIZED BUSINESS (HUB) SEMI-ANNUAL REPORT RECEIVED FOR FISCAL YEAR 2024

SECTION VII - STATE AGENCY EXPENDITURE DATA

FUND TYPE	TOTAL EXPENDITURE	TOTAL SPENT WITH HUBS AMOUNT / %	BLACK AMOUNT / %	HISPANIC AMOUNT / %	WOMAN AMOUNT / %	ASIAN PACIFIC AMOUNT / %	NATIVE AMERICAN AMOUNT / %	SERVICE-DISABLED VETERAN AMOUNT / %
-----------	-------------------	----------------------------------	------------------	---------------------	------------------	--------------------------	----------------------------	-------------------------------------

542 - CANCER PREVENTION AND RESEARCH INSTI - HEAVY CONSTRUCTION UNADJUSTED GOAL IS 11.2%

T	0	0 / 0%	0 / 0%	0 / 0%	0 / 0%	0 / 0%	0 / 0%	0 / 0%
N	0	0 / 0%	0 / 0%	0 / 0%	0 / 0%	0 / 0%	0 / 0%	0 / 0%
S	***	0 / 0%	0 / 0%	0 / 0%	0 / 0%	0 / 0%	0 / 0%	0 / 0%
-TC	0	0 / 0%	0 / 0%	0 / 0%	0 / 0%	0 / 0%	0 / 0%	0 / 0%
-I	0	0 / 0%	0 / 0%	0 / 0%	0 / 0%	0 / 0%	0 / 0%	0 / 0%
	0	0 / 0%	0 / 0%	0 / 0%	0 / 0%	0 / 0%	0 / 0%	0 / 0%

542 - CANCER PREVENTION AND RESEARCH INSTI - BUILDING CONSTRUCTION UNADJUSTED GOAL IS 21.1%

T	0	0 / 0%	0 / 0%	0 / 0%	0 / 0%	0 / 0%	0 / 0%	0 / 0%
N	0	0 / 0%	0 / 0%	0 / 0%	0 / 0%	0 / 0%	0 / 0%	0 / 0%
S	***	0 / 0%	0 / 0%	0 / 0%	0 / 0%	0 / 0%	0 / 0%	0 / 0%
-TC	0	0 / 0%	0 / 0%	0 / 0%	0 / 0%	0 / 0%	0 / 0%	0 / 0%
-I	0	0 / 0%	0 / 0%	0 / 0%	0 / 0%	0 / 0%	0 / 0%	0 / 0%
	0	0 / 0%	0 / 0%	0 / 0%	0 / 0%	0 / 0%	0 / 0%	0 / 0%

542 - CANCER PREVENTION AND RESEARCH INSTI - SPECIAL TRADE UNADJUSTED GOAL IS 32.9%

T	0	0 / 0%	0 / 0%	0 / 0%	0 / 0%	0 / 0%	0 / 0%	0 / 0%
N	0	0 / 0%	0 / 0%	0 / 0%	0 / 0%	0 / 0%	0 / 0%	0 / 0%
S	***	0 / 0%	0 / 0%	0 / 0%	0 / 0%	0 / 0%	0 / 0%	0 / 0%
-TC	0	0 / 0%	0 / 0%	0 / 0%	0 / 0%	0 / 0%	0 / 0%	0 / 0%
-I	0	0 / 0%	0 / 0%	0 / 0%	0 / 0%	0 / 0%	0 / 0%	0 / 0%
	0	0 / 0%	0 / 0%	0 / 0%	0 / 0%	0 / 0%	0 / 0%	0 / 0%

*** DOLLARS REPORTED BUT NOT SHOWN IN THESE COLUMNS. T=TREASURY, N=NON-TREASURY, S=SUBCONTRACTOR FUNDS & PROCUREMENT CARD HUB PURCHASES, TC=TERM CONTRACT, I= INTER GOVERNMENTAL



TEXAS HISTORICALLY UNDERUTILIZED BUSINESS (HUB) SEMI-ANNUAL REPORT RECEIVED FOR FISCAL YEAR 2024

SECTION VII - STATE AGENCY EXPENDITURE DATA

FUND TYPE	TOTAL EXPENDITURE	TOTAL SPENT WITH HUBS AMOUNT / %	BLACK AMOUNT / %	HISPANIC AMOUNT / %	WOMAN AMOUNT / %	ASIAN PACIFIC AMOUNT / %	NATIVE AMERICAN AMOUNT / %	SERVICE-DISABLED VETERAN AMOUNT / %
-----------	-------------------	----------------------------------	------------------	---------------------	------------------	--------------------------	----------------------------	-------------------------------------

542 - CANCER PREVENTION AND RESEARCH INSTI - PROFESSIONAL SERVICES UNADJUSTED GOAL IS 23.7%

T	\$76,848	0 / 0%	0 / 0%	0 / 0%	0 / 0%	0 / 0%	0 / 0%	0 / 0%
N	0	0 / 0%	0 / 0%	0 / 0%	0 / 0%	0 / 0%	0 / 0%	0 / 0%
S	***	0 / 0%	0 / 0%	0 / 0%	0 / 0%	0 / 0%	0 / 0%	0 / 0%
-TC	0	0 / 0%	0 / 0%	0 / 0%	0 / 0%	0 / 0%	0 / 0%	0 / 0%
-I	0	0 / 0%	0 / 0%	0 / 0%	0 / 0%	0 / 0%	0 / 0%	0 / 0%
	\$76,848	0 / 0%	0 / 0%	0 / 0%	0 / 0%	0 / 0%	0 / 0%	0 / 0%

542 - CANCER PREVENTION AND RESEARCH INSTI - OTHER SERVICES UNADJUSTED GOAL IS 26%

T	\$6,068,713	\$263,097 / 4.34%	0 / 0%	\$108,096 / 1.78%	\$150,657 / 2.48%	\$4,344 / 0.07%	0 / 0%	0 / 0%
N	0	0 / 0%	0 / 0%	0 / 0%	0 / 0%	0 / 0%	0 / 0%	0 / 0%
S	***	0 / 0%	0 / 0%	0 / 0%	0 / 0%	0 / 0%	0 / 0%	0 / 0%
-TC	\$679	0 / 0%	0 / 0%	0 / 0%	0 / 0%	0 / 0%	0 / 0%	0 / 0%
-I	0	0 / 0%	0 / 0%	0 / 0%	0 / 0%	0 / 0%	0 / 0%	0 / 0%
	\$6,068,034	\$263,097 / 4.34%	0 / 0%	\$108,096 / 1.78%	\$150,657 / 2.48%	\$4,344 / 0.07%	0 / 0%	0 / 0%

542 - CANCER PREVENTION AND RESEARCH INSTI - COMMODITY PURCHASING UNADJUSTED GOAL IS 21.1%

T	\$1,471,914	\$21,200 / 1.44%	0 / 0%	0 / 0%	\$9,945 / 0.68%	\$11,255 / 0.76%	0 / 0%	0 / 0%
N	0	0 / 0%	0 / 0%	0 / 0%	0 / 0%	0 / 0%	0 / 0%	0 / 0%
S	***	0 / 0%	0 / 0%	0 / 0%	0 / 0%	0 / 0%	0 / 0%	0 / 0%
-TC	0	0 / 0%	0 / 0%	0 / 0%	0 / 0%	0 / 0%	0 / 0%	0 / 0%
-I	0	0 / 0%	0 / 0%	0 / 0%	0 / 0%	0 / 0%	0 / 0%	0 / 0%
	\$1,471,914	\$21,200 / 1.44%	0 / 0%	0 / 0%	\$9,945 / 0.68%	\$11,255 / 0.76%	0 / 0%	0 / 0%

*** DOLLARS REPORTED BUT NOT SHOWN IN THESE COLUMNS. T=TREASURY, N=NON-TREASURY, S=SUBCONTRACTOR FUNDS & PROCUREMENT CARD HUB PURCHASES, TC=TERM CONTRACT, I= INTER GOVERNMENT



TEXAS HISTORICALLY UNDERUTILIZED BUSINESS (HUB) SEMI-ANNUAL REPORT RECEIVED FOR FISCAL YEAR 2024

SECTION VII - STATE AGENCY EXPENDITURE DATA

FUND TYPE	TOTAL EXPENDITURE	TOTAL SPENT WITH HUBS AMOUNT / %	BLACK AMOUNT / %	HISPANIC AMOUNT / %	WOMAN AMOUNT / %	ASIAN PACIFIC AMOUNT / %	NATIVE AMERICAN AMOUNT / %	SERVICE-DISABLED VETERAN AMOUNT / %
542 - CANCER PREVENTION AND RESEARCH INSTI - Statewide Grand Total Expenditures								
T	\$7,617,474	\$284,297 / 3.73%	0 / 0%	\$108,096 / 1.42%	\$160,602 / 2.11%	\$15,599 / 0.20%	0 / 0%	0 / 0%
N	0	0 / 0%	0 / 0%	0 / 0%	0 / 0%	0 / 0%	0 / 0%	0 / 0%
S	***	0 / 0%	0 / 0%	0 / 0%	0 / 0%	0 / 0%	0 / 0%	0 / 0%
-TC	\$679	0 / 0%	0 / 0%	0 / 0%	0 / 0%	0 / 0%	0 / 0%	0 / 0%
-I	0	0 / 0%	0 / 0%	0 / 0%	0 / 0%	0 / 0%	0 / 0%	0 / 0%
	\$7,616,795	\$284,297 / 3.73%	0 / 0%	\$108,096 / 1.42%	\$160,602 / 2.11%	\$15,599 / 0.20%	0 / 0%	0 / 0%

*** DOLLARS REPORTED BUT NOT SHOWN IN THESE COLUMNS. T=TREASURY, N=NON-TREASURY, S=SUBCONTRACTOR FUNDS & PROCUREMENT CARD HUB PURCHASES, TC=TERM CONTRACT, I= INTER GOVERNMENTAL



TEXAS HISTORICALLY UNDERUTILIZED BUSINESS (HUB) SEMI-ANNUAL REPORT RECEIVED FOR FISCAL YEAR 2024

SECTION VII - STATE AGENCY EXPENDITURE DATA

FUND TYPE	TOTAL EXPENDITURE	TOTAL SPENT WITH HUBS AMOUNT / %	BLACK AMOUNT / %	HISPANIC AMOUNT / %	WOMAN AMOUNT / %	ASIAN PACIFIC AMOUNT / %	NATIVE AMERICAN AMOUNT / %	SERVICE-DISABLED VETERAN AMOUNT / %
-----------	-------------------	----------------------------------	------------------	---------------------	------------------	--------------------------	----------------------------	-------------------------------------

551 - DEPARTMENT OF AGRICULTURE - HEAVY CONSTRUCTION UNADJUSTED GOAL IS 11.2%

T	0	0 / 0%	0 / 0%	0 / 0%	0 / 0%	0 / 0%	0 / 0%	0 / 0%
N	0	0 / 0%	0 / 0%	0 / 0%	0 / 0%	0 / 0%	0 / 0%	0 / 0%
S	***	0 / 0%	0 / 0%	0 / 0%	0 / 0%	0 / 0%	0 / 0%	0 / 0%
-TC	0	0 / 0%	0 / 0%	0 / 0%	0 / 0%	0 / 0%	0 / 0%	0 / 0%
-I	0	0 / 0%	0 / 0%	0 / 0%	0 / 0%	0 / 0%	0 / 0%	0 / 0%
	0	0 / 0%	0 / 0%	0 / 0%	0 / 0%	0 / 0%	0 / 0%	0 / 0%

551 - DEPARTMENT OF AGRICULTURE - BUILDING CONSTRUCTION UNADJUSTED GOAL IS 21.1%

T	\$92,503	\$25,000 / 27.03%	0 / 0%	0 / 0%	0 / 0%	\$25,000 / 27.03%	0 / 0%	0 / 0%
N	0	0 / 0%	0 / 0%	0 / 0%	0 / 0%	0 / 0%	0 / 0%	0 / 0%
S	***	0 / 0%	0 / 0%	0 / 0%	0 / 0%	0 / 0%	0 / 0%	0 / 0%
-TC	0	0 / 0%	0 / 0%	0 / 0%	0 / 0%	0 / 0%	0 / 0%	0 / 0%
-I	0	0 / 0%	0 / 0%	0 / 0%	0 / 0%	0 / 0%	0 / 0%	0 / 0%
	\$92,503	\$25,000 / 27.03%	0 / 0%	0 / 0%	0 / 0%	\$25,000 / 27.03%	0 / 0%	0 / 0%

551 - DEPARTMENT OF AGRICULTURE - SPECIAL TRADE UNADJUSTED GOAL IS 32.9%

T	\$39,880	\$8,041 / 20.16%	0 / 0%	0 / 0%	\$8,041 / 20.16%	0 / 0%	0 / 0%	0 / 0%
N	0	0 / 0%	0 / 0%	0 / 0%	0 / 0%	0 / 0%	0 / 0%	0 / 0%
S	***	0 / 0%	0 / 0%	0 / 0%	0 / 0%	0 / 0%	0 / 0%	0 / 0%
-TC	0	0 / 0%	0 / 0%	0 / 0%	0 / 0%	0 / 0%	0 / 0%	0 / 0%
-I	0	0 / 0%	0 / 0%	0 / 0%	0 / 0%	0 / 0%	0 / 0%	0 / 0%
	\$39,880	\$8,041 / 20.16%	0 / 0%	0 / 0%	\$8,041 / 20.16%	0 / 0%	0 / 0%	0 / 0%

*** DOLLARS REPORTED BUT NOT SHOWN IN THESE COLUMNS. T=TREASURY, N=NON-TREASURY, S=SUBCONTRACTOR FUNDS & PROCUREMENT CARD HUB PURCHASES, TC=TERM CONTRACT, I= INTER GOVERNMENT



TEXAS HISTORICALLY UNDERUTILIZED BUSINESS (HUB) SEMI-ANNUAL REPORT RECEIVED FOR FISCAL YEAR 2024

SECTION VII - STATE AGENCY EXPENDITURE DATA

FUND TYPE	TOTAL EXPENDITURE	TOTAL SPENT WITH HUBS AMOUNT / %	BLACK AMOUNT / %	HISPANIC AMOUNT / %	WOMAN AMOUNT / %	ASIAN PACIFIC AMOUNT / %	NATIVE AMERICAN AMOUNT / %	SERVICE-DISABLED VETERAN AMOUNT / %
551 - DEPARTMENT OF AGRICULTURE - PROFESSIONAL SERVICES UNADJUSTED GOAL IS 23.7%								
T	\$41,447	\$34,635 / 83.57%	0 / 0%	\$34,635 / 83.57%	0 / 0%	0 / 0%	0 / 0%	0 / 0%
N	0	0 / 0%	0 / 0%	0 / 0%	0 / 0%	0 / 0%	0 / 0%	0 / 0%
S	***	0 / 0%	0 / 0%	0 / 0%	0 / 0%	0 / 0%	0 / 0%	0 / 0%
-TC	\$404	0 / 0%	0 / 0%	0 / 0%	0 / 0%	0 / 0%	0 / 0%	0 / 0%
-I	0	0 / 0%	0 / 0%	0 / 0%	0 / 0%	0 / 0%	0 / 0%	0 / 0%
	\$41,043	\$34,635 / 83.57%	0 / 0%	\$34,635 / 83.57%	0 / 0%	0 / 0%	0 / 0%	0 / 0%
551 - DEPARTMENT OF AGRICULTURE - OTHER SERVICES UNADJUSTED GOAL IS 26%								
T	\$3,578,820	\$572,113 / 15.99%	\$28,454 / 0.80%	\$154,351 / 4.31%	\$335,158 / 9.37%	\$54,150 / 1.51%	0 / 0%	0 / 0%
N	\$4,212	0 / 0%	0 / 0%	0 / 0%	0 / 0%	0 / 0%	0 / 0%	0 / 0%
S	***	-\$38,100 / -4.97%	0 / 0%	-\$12,564 / -1.64%	-\$25,536 / -3.33%	0 / 0%	0 / 0%	0 / 0%
-TC	0	0 / 0%	0 / 0%	0 / 0%	0 / 0%	0 / 0%	0 / 0%	0 / 0%
-I	\$346,408	0 / 0%	0 / 0%	0 / 0%	0 / 0%	0 / 0%	0 / 0%	0 / 0%
	\$3,236,623	\$534,013 / 11.02%	\$28,454 / 0.80%	\$141,787 / 2.68%	\$309,622 / 6.04%	\$54,150 / 1.51%	0 / 0%	0 / 0%
551 - DEPARTMENT OF AGRICULTURE - COMMODITY PURCHASING UNADJUSTED GOAL IS 21.1%								
T	\$1,748,425	\$289,226 / 16.54%	\$30,600 / 1.75%	\$32,490 / 1.86%	\$154,404 / 8.83%	\$71,732 / 4.10%	0 / 0%	0 / 0%
N	0	0 / 0%	0 / 0%	0 / 0%	0 / 0%	0 / 0%	0 / 0%	0 / 0%
S	***	-\$554 / -0.32%	0 / 0%	-\$229 / -0.13%	-\$325 / -0.19%	0 / 0%	0 / 0%	0 / 0%
-TC	\$473,083	\$2,951 / 0.62%	0 / 0%	0 / 0%	0 / 0%	\$2,951 / 0.62%	0 / 0%	0 / 0%
-I	0	0 / 0%	0 / 0%	0 / 0%	0 / 0%	0 / 0%	0 / 0%	0 / 0%
	\$1,275,341	\$285,721 / 16.85%	\$30,600 / 1.75%	\$32,261 / 1.73%	\$154,079 / 8.64%	\$68,781 / 4.73%	0 / 0%	0 / 0%

*** DOLLARS REPORTED BUT NOT SHOWN IN THESE COLUMNS. T=TREASURY, N=NON-TREASURY, S=SUBCONTRACTOR FUNDS & PROCUREMENT CARD HUB PURCHASES, TC=TERM CONTRACT, I= INTER GOVERNMENTAL



TEXAS HISTORICALLY UNDERUTILIZED BUSINESS (HUB) SEMI-ANNUAL REPORT RECEIVED FOR FISCAL YEAR 2024

SECTION VII - STATE AGENCY EXPENDITURE DATA

FUND TYPE	TOTAL EXPENDITURE	TOTAL SPENT WITH HUBS AMOUNT / %	BLACK AMOUNT / %	HISPANIC AMOUNT / %	WOMAN AMOUNT / %	ASIAN PACIFIC AMOUNT / %	NATIVE AMERICAN AMOUNT / %	SERVICE-DISABLED VETERAN AMOUNT / %
551 - DEPARTMENT OF AGRICULTURE - Statewide Grand Total Expenditures								
T	\$5,501,075	\$929,015 / 16.89%	\$59,053 / 1.07%	\$221,477 / 4.03%	\$497,603 / 9.05%	\$150,883 / 2.74%	0 / 0%	0 / 0%
N	\$4,212	0 / 0%	0 / 0%	0 / 0%	0 / 0%	0 / 0%	0 / 0%	0 / 0%
S	***	-\$38,654 / -4.11%	0 / 0%	-\$12,793 / -1.36%	-\$25,861 / -2.75%	0 / 0%	0 / 0%	0 / 0%
-TC	\$473,487	\$2,951 / 0.62%	0 / 0%	0 / 0%	0 / 0%	\$2,951 / 0.62%	0 / 0%	0 / 0%
-I	\$346,408	0 / 0%	0 / 0%	0 / 0%	0 / 0%	0 / 0%	0 / 0%	0 / 0%
	\$4,685,391	\$887,410 / 13.40%	\$59,053 / 1.07%	\$208,684 / 2.67%	\$471,742 / 6.30%	\$147,932 / 3.37%	0 / 0%	0 / 0%

*** DOLLARS REPORTED BUT NOT SHOWN IN THESE COLUMNS. T=TREASURY, N=NON-TREASURY, S=SUBCONTRACTOR FUNDS & PROCUREMENT CARD HUB PURCHASES, TC=TERM CONTRACT, I= INTER GOVERNMENTAL



TEXAS HISTORICALLY UNDERUTILIZED BUSINESS (HUB) SEMI-ANNUAL REPORT RECEIVED FOR FISCAL YEAR 2024

SECTION VII - STATE AGENCY EXPENDITURE DATA

FUND TYPE	TOTAL EXPENDITURE	TOTAL SPENT WITH HUBS AMOUNT / %	BLACK AMOUNT / %	HISPANIC AMOUNT / %	WOMAN AMOUNT / %	ASIAN PACIFIC AMOUNT / %	NATIVE AMERICAN AMOUNT / %	SERVICE-DISABLED VETERAN AMOUNT / %
554 - TEXAS ANIMAL HEALTH COMMISSION - HEAVY CONSTRUCTION UNADJUSTED GOAL IS 11.2%								
T	0	0 / 0%	0 / 0%	0 / 0%	0 / 0%	0 / 0%	0 / 0%	0 / 0%
N	0	0 / 0%	0 / 0%	0 / 0%	0 / 0%	0 / 0%	0 / 0%	0 / 0%
S	***	0 / 0%	0 / 0%	0 / 0%	0 / 0%	0 / 0%	0 / 0%	0 / 0%
-TC	0	0 / 0%	0 / 0%	0 / 0%	0 / 0%	0 / 0%	0 / 0%	0 / 0%
-I	0	0 / 0%	0 / 0%	0 / 0%	0 / 0%	0 / 0%	0 / 0%	0 / 0%
	0	0 / 0%	0 / 0%	0 / 0%	0 / 0%	0 / 0%	0 / 0%	0 / 0%
554 - TEXAS ANIMAL HEALTH COMMISSION - BUILDING CONSTRUCTION UNADJUSTED GOAL IS 21.1%								
T	0	0 / 0%	0 / 0%	0 / 0%	0 / 0%	0 / 0%	0 / 0%	0 / 0%
N	0	0 / 0%	0 / 0%	0 / 0%	0 / 0%	0 / 0%	0 / 0%	0 / 0%
S	***	0 / 0%	0 / 0%	0 / 0%	0 / 0%	0 / 0%	0 / 0%	0 / 0%
-TC	0	0 / 0%	0 / 0%	0 / 0%	0 / 0%	0 / 0%	0 / 0%	0 / 0%
-I	0	0 / 0%	0 / 0%	0 / 0%	0 / 0%	0 / 0%	0 / 0%	0 / 0%
	0	0 / 0%	0 / 0%	0 / 0%	0 / 0%	0 / 0%	0 / 0%	0 / 0%
554 - TEXAS ANIMAL HEALTH COMMISSION - SPECIAL TRADE UNADJUSTED GOAL IS 32.9%								
T	\$195	0 / 0%	0 / 0%	0 / 0%	0 / 0%	0 / 0%	0 / 0%	0 / 0%
N	0	0 / 0%	0 / 0%	0 / 0%	0 / 0%	0 / 0%	0 / 0%	0 / 0%
S	***	\$195 / 100.00%	0 / 0%	\$195 / 100.00%	0 / 0%	0 / 0%	0 / 0%	0 / 0%
-TC	0	0 / 0%	0 / 0%	0 / 0%	0 / 0%	0 / 0%	0 / 0%	0 / 0%
-I	0	0 / 0%	0 / 0%	0 / 0%	0 / 0%	0 / 0%	0 / 0%	0 / 0%
	\$195	\$195 / 100.00%	0 / 0%	\$195 / 100.00%	0 / 0%	0 / 0%	0 / 0%	0 / 0%

*** DOLLARS REPORTED BUT NOT SHOWN IN THESE COLUMNS. T=TREASURY, N=NON-TREASURY, S=SUBCONTRACTOR FUNDS & PROCUREMENT CARD HUB PURCHASES, TC=TERM CONTRACT, I= INTER GOVERNMENT



TEXAS HISTORICALLY UNDERUTILIZED BUSINESS (HUB) SEMI-ANNUAL REPORT RECEIVED FOR FISCAL YEAR 2024

SECTION VII - STATE AGENCY EXPENDITURE DATA

FUND TYPE	TOTAL EXPENDITURE	TOTAL SPENT WITH HUBS AMOUNT / %	BLACK AMOUNT / %	HISPANIC AMOUNT / %	WOMAN AMOUNT / %	ASIAN PACIFIC AMOUNT / %	NATIVE AMERICAN AMOUNT / %	SERVICE-DISABLED VETERAN AMOUNT / %
554 - TEXAS ANIMAL HEALTH COMMISSION - PROFESSIONAL SERVICES UNADJUSTED GOAL IS 23.7%								
T	\$65,479	\$42,068 / 64.25%	\$42,068 / 64.25%	0 / 0%	0 / 0%	0 / 0%	0 / 0%	0 / 0%
N	0	0 / 0%	0 / 0%	0 / 0%	0 / 0%	0 / 0%	0 / 0%	0 / 0%
S	***	0 / 0%	0 / 0%	0 / 0%	0 / 0%	0 / 0%	0 / 0%	0 / 0%
-TC	0	0 / 0%	0 / 0%	0 / 0%	0 / 0%	0 / 0%	0 / 0%	0 / 0%
-I	\$10,920	0 / 0%	0 / 0%	0 / 0%	0 / 0%	0 / 0%	0 / 0%	0 / 0%
	\$54,559	\$42,068 / 64.25%	\$42,068 / 64.25%	0 / 0%	0 / 0%	0 / 0%	0 / 0%	0 / 0%
554 - TEXAS ANIMAL HEALTH COMMISSION - OTHER SERVICES UNADJUSTED GOAL IS 26%								
T	\$1,311,106	\$92,515 / 7.06%	\$12,325 / 0.94%	\$49,131 / 3.75%	\$794 / 0.06%	\$30,266 / 2.31%	0 / 0%	0 / 0%
N	0	0 / 0%	0 / 0%	0 / 0%	0 / 0%	0 / 0%	0 / 0%	0 / 0%
S	***	\$829 / 10.36%	0 / 0%	\$195 / 2.44%	\$634 / 7.92%	0 / 0%	0 / 0%	0 / 0%
-TC	\$28,305	0 / 0%	0 / 0%	0 / 0%	0 / 0%	0 / 0%	0 / 0%	0 / 0%
-I	\$171,970	0 / 0%	0 / 0%	0 / 0%	0 / 0%	0 / 0%	0 / 0%	0 / 0%
	\$1,110,831	\$93,344 / 17.41%	\$12,325 / 0.94%	\$49,326 / 6.18%	\$1,428 / 7.98%	\$30,266 / 2.31%	0 / 0%	0 / 0%
554 - TEXAS ANIMAL HEALTH COMMISSION - COMMODITY PURCHASING UNADJUSTED GOAL IS 21.1%								
T	\$1,782,137	\$164,510 / 9.23%	\$15,455 / 0.87%	\$8,796 / 0.49%	\$44,816 / 2.51%	\$95,442 / 5.36%	0 / 0%	0 / 0%
N	0	0 / 0%	0 / 0%	0 / 0%	0 / 0%	0 / 0%	0 / 0%	0 / 0%
S	***	\$49 / 0.01%	0 / 0%	0 / 0%	\$49 / 0.01%	0 / 0%	0 / 0%	0 / 0%
-TC	\$699,200	0 / 0%	0 / 0%	0 / 0%	0 / 0%	0 / 0%	0 / 0%	0 / 0%
-I	\$4,028	0 / 0%	0 / 0%	0 / 0%	0 / 0%	0 / 0%	0 / 0%	0 / 0%
	\$1,078,909	\$164,559 / 9.24%	\$15,455 / 0.87%	\$8,796 / 0.49%	\$44,866 / 2.53%	\$95,442 / 5.36%	0 / 0%	0 / 0%

*** DOLLARS REPORTED BUT NOT SHOWN IN THESE COLUMNS. T=TREASURY, N=NON-TREASURY, S=SUBCONTRACTOR FUNDS & PROCUREMENT CARD HUB PURCHASES, TC=TERM CONTRACT, I= INTER GOVERNMENTAL



TEXAS HISTORICALLY UNDERUTILIZED BUSINESS (HUB) SEMI-ANNUAL REPORT RECEIVED FOR FISCAL YEAR 2024

SECTION VII - STATE AGENCY EXPENDITURE DATA

FUND TYPE	TOTAL EXPENDITURE	TOTAL SPENT WITH HUBS AMOUNT / %	BLACK AMOUNT / %	HISPANIC AMOUNT / %	WOMAN AMOUNT / %	ASIAN PACIFIC AMOUNT / %	NATIVE AMERICAN AMOUNT / %	SERVICE-DISABLED VETERAN AMOUNT / %
554 - TEXAS ANIMAL HEALTH COMMISSION - Statewide Grand Total Expenditures								
T	\$3,158,917	\$299,093 / 9.47%	\$69,848 / 2.21%	\$57,927 / 1.83%	\$45,610 / 1.44%	\$125,708 / 3.98%	0 / 0%	0 / 0%
N	0	0 / 0%	0 / 0%	0 / 0%	0 / 0%	0 / 0%	0 / 0%	0 / 0%
S	***	\$1,073 / 0.29%	0 / 0%	\$390 / 0.10%	\$683 / 0.18%	0 / 0%	0 / 0%	0 / 0%
-TC	\$727,506	0 / 0%	0 / 0%	0 / 0%	0 / 0%	0 / 0%	0 / 0%	0 / 0%
-I	\$186,918	0 / 0%	0 / 0%	0 / 0%	0 / 0%	0 / 0%	0 / 0%	0 / 0%
	\$2,244,493	\$300,166 / 9.75%	\$69,848 / 2.21%	\$58,317 / 1.94%	\$46,293 / 1.63%	\$125,708 / 3.98%	0 / 0%	0 / 0%

*** DOLLARS REPORTED BUT NOT SHOWN IN THESE COLUMNS. T=TREASURY, N=NON-TREASURY, S=SUBCONTRACTOR FUNDS & PROCUREMENT CARD HUB PURCHASES, TC=TERM CONTRACT, I= INTER GOVERNMENTAL



TEXAS HISTORICALLY UNDERUTILIZED BUSINESS (HUB) SEMI-ANNUAL REPORT RECEIVED FOR FISCAL YEAR 2024

SECTION VII - STATE AGENCY EXPENDITURE DATA

FUND TYPE	TOTAL EXPENDITURE	TOTAL SPENT WITH HUBS AMOUNT / %	BLACK AMOUNT / %	HISPANIC AMOUNT / %	WOMAN AMOUNT / %	ASIAN PACIFIC AMOUNT / %	NATIVE AMERICAN AMOUNT / %	SERVICE-DISABLED VETERAN AMOUNT / %
555 - TEXAS A&M AGRILIFE EXTENSION SERVICE - HEAVY CONSTRUCTION UNADJUSTED GOAL IS 11.2%								
T	0	0 / 0%	0 / 0%	0 / 0%	0 / 0%	0 / 0%	0 / 0%	0 / 0%
N	0	0 / 0%	0 / 0%	0 / 0%	0 / 0%	0 / 0%	0 / 0%	0 / 0%
S	***	0 / 0%	0 / 0%	0 / 0%	0 / 0%	0 / 0%	0 / 0%	0 / 0%
-TC	0	0 / 0%	0 / 0%	0 / 0%	0 / 0%	0 / 0%	0 / 0%	0 / 0%
-I	0	0 / 0%	0 / 0%	0 / 0%	0 / 0%	0 / 0%	0 / 0%	0 / 0%
	0	0 / 0%	0 / 0%	0 / 0%	0 / 0%	0 / 0%	0 / 0%	0 / 0%
555 - TEXAS A&M AGRILIFE EXTENSION SERVICE - BUILDING CONSTRUCTION UNADJUSTED GOAL IS 21.1%								
T	0	0 / 0%	0 / 0%	0 / 0%	0 / 0%	0 / 0%	0 / 0%	0 / 0%
N	0	0 / 0%	0 / 0%	0 / 0%	0 / 0%	0 / 0%	0 / 0%	0 / 0%
S	***	0 / 0%	0 / 0%	0 / 0%	0 / 0%	0 / 0%	0 / 0%	0 / 0%
-TC	0	0 / 0%	0 / 0%	0 / 0%	0 / 0%	0 / 0%	0 / 0%	0 / 0%
-I	0	0 / 0%	0 / 0%	0 / 0%	0 / 0%	0 / 0%	0 / 0%	0 / 0%
	0	0 / 0%	0 / 0%	0 / 0%	0 / 0%	0 / 0%	0 / 0%	0 / 0%
555 - TEXAS A&M AGRILIFE EXTENSION SERVICE - SPECIAL TRADE UNADJUSTED GOAL IS 32.9%								
T	0	0 / 0%	0 / 0%	0 / 0%	0 / 0%	0 / 0%	0 / 0%	0 / 0%
N	\$426,378	\$149,336 / 35.02%	0 / 0%	\$133,848 / 31.39%	0 / 0%	0 / 0%	\$15,487 / 3.63%	0 / 0%
S	***	0 / 0%	0 / 0%	0 / 0%	0 / 0%	0 / 0%	0 / 0%	0 / 0%
-TC	0	0 / 0%	0 / 0%	0 / 0%	0 / 0%	0 / 0%	0 / 0%	0 / 0%
-I	0	0 / 0%	0 / 0%	0 / 0%	0 / 0%	0 / 0%	0 / 0%	0 / 0%
	\$426,378	\$149,336 / 35.02%	0 / 0%	\$133,848 / 31.39%	0 / 0%	0 / 0%	\$15,487 / 3.63%	0 / 0%

*** DOLLARS REPORTED BUT NOT SHOWN IN THESE COLUMNS. T=TREASURY, N=NON-TREASURY, S=SUBCONTRACTOR FUNDS & PROCUREMENT CARD HUB PURCHASES, TC=TERM CONTRACT, I= INTER GOVERNMENT



TEXAS HISTORICALLY UNDERUTILIZED BUSINESS (HUB) SEMI-ANNUAL REPORT RECEIVED FOR FISCAL YEAR 2024

SECTION VII - STATE AGENCY EXPENDITURE DATA

FUND TYPE	TOTAL EXPENDITURE	TOTAL SPENT WITH HUBS AMOUNT / %	BLACK AMOUNT / %	HISPANIC AMOUNT / %	WOMAN AMOUNT / %	ASIAN PACIFIC AMOUNT / %	NATIVE AMERICAN AMOUNT / %	SERVICE-DISABLED VETERAN AMOUNT / %
-----------	-------------------	----------------------------------	------------------	---------------------	------------------	--------------------------	----------------------------	-------------------------------------

555 - TEXAS A&M AGRILIFE EXTENSION SERVICE - PROFESSIONAL SERVICES UNADJUSTED GOAL IS 23.7%

T	0	0 / 0%	0 / 0%	0 / 0%	0 / 0%	0 / 0%	0 / 0%	0 / 0%
N	\$30	0 / 0%	0 / 0%	0 / 0%	0 / 0%	0 / 0%	0 / 0%	0 / 0%
S	***	0 / 0%	0 / 0%	0 / 0%	0 / 0%	0 / 0%	0 / 0%	0 / 0%
-TC	0	0 / 0%	0 / 0%	0 / 0%	0 / 0%	0 / 0%	0 / 0%	0 / 0%
-I	0	0 / 0%	0 / 0%	0 / 0%	0 / 0%	0 / 0%	0 / 0%	0 / 0%
	\$30	0 / 0%	0 / 0%	0 / 0%	0 / 0%	0 / 0%	0 / 0%	0 / 0%

555 - TEXAS A&M AGRILIFE EXTENSION SERVICE - OTHER SERVICES UNADJUSTED GOAL IS 26%

T	\$-32,919	\$2,007 / -6.10%	0 / 0%	0 / 0%	\$2,007 / -6.10%	0 / 0%	0 / 0%	0 / 0%
N	\$2,080,038	\$92,260 / 4.44%	\$1,255 / 0.06%	\$9,157 / 0.44%	\$10,833 / 0.52%	\$21,152 / 1.02%	0 / 0%	\$49,864 / 2.40%
S	***	\$1,451 / 0.68%	0 / 0%	0 / 0%	\$1,451 / 0.68%	0 / 0%	0 / 0%	0 / 0%
-TC	0	0 / 0%	0 / 0%	0 / 0%	0 / 0%	0 / 0%	0 / 0%	0 / 0%
-I	0	0 / 0%	0 / 0%	0 / 0%	0 / 0%	0 / 0%	0 / 0%	0 / 0%
	\$2,047,119	\$95,719 / -0.99%	\$1,255 / 0.06%	\$9,157 / 0.44%	\$14,291 / -4.90%	\$21,152 / 1.02%	0 / 0%	\$49,864 / 2.40%

555 - TEXAS A&M AGRILIFE EXTENSION SERVICE - COMMODITY PURCHASING UNADJUSTED GOAL IS 21.1%

T	\$-550	0 / 0%	0 / 0%	0 / 0%	0 / 0%	0 / 0%	0 / 0%	0 / 0%
N	\$6,146,777	\$1,644,163 / 26.75%	\$420,189 / 6.84%	\$985,014 / 16.02%	\$167,542 / 2.73%	\$57,299 / 0.93%	0 / 0%	\$14,120 / 0.23%
S	***	\$30,647 / 1.32%	0 / 0%	\$3,115 / 0.13%	\$27,532 / 1.19%	0 / 0%	0 / 0%	0 / 0%
-TC	0	0 / 0%	0 / 0%	0 / 0%	0 / 0%	0 / 0%	0 / 0%	0 / 0%
-I	0	0 / 0%	0 / 0%	0 / 0%	0 / 0%	0 / 0%	0 / 0%	0 / 0%
	\$6,146,227	\$1,674,810 / 28.07%	\$420,189 / 6.84%	\$988,129 / 16.16%	\$195,074 / 3.91%	\$57,299 / 0.93%	0 / 0%	\$14,120 / 0.23%

*** DOLLARS REPORTED BUT NOT SHOWN IN THESE COLUMNS. T=TREASURY, N=NON-TREASURY, S=SUBCONTRACTOR FUNDS & PROCUREMENT CARD HUB PURCHASES, TC=TERM CONTRACT, I= INTER GOVERNMENTAL



TEXAS HISTORICALLY UNDERUTILIZED BUSINESS (HUB) SEMI-ANNUAL REPORT RECEIVED FOR FISCAL YEAR 2024

SECTION VII - STATE AGENCY EXPENDITURE DATA

FUND TYPE	TOTAL EXPENDITURE	TOTAL SPENT WITH HUBS AMOUNT / %	BLACK AMOUNT / %	HISPANIC AMOUNT / %	WOMAN AMOUNT / %	ASIAN PACIFIC AMOUNT / %	NATIVE AMERICAN AMOUNT / %	SERVICE-DISABLED VETERAN AMOUNT / %
555 - TEXAS A&M AGRILIFE EXTENSION SERVICE - Statewide Grand Total Expenditures								
T	\$-33,469	\$2,007 / -6.00%	0 / 0%	0 / 0%	\$2,007 / -6.00%	0 / 0%	0 / 0%	0 / 0%
N	\$8,653,223	\$1,885,759 / 21.79%	\$421,444 / 4.87%	\$1,128,018 / 13.04%	\$178,375 / 2.06%	\$78,451 / 0.91%	\$15,487 / 0.18%	\$63,984 / 0.74%
S	***	\$32,098 / 1.27%	0 / 0%	\$3,115 / 0.12%	\$28,983 / 1.14%	0 / 0%	0 / 0%	0 / 0%
-TC	0	0 / 0%	0 / 0%	0 / 0%	0 / 0%	0 / 0%	0 / 0%	0 / 0%
-I	0	0 / 0%	0 / 0%	0 / 0%	0 / 0%	0 / 0%	0 / 0%	0 / 0%
	\$8,619,754	\$1,919,864 / 17.06%	\$421,444 / 4.87%	\$1,131,134 / 13.16%	\$209,365 / -2.79%	\$78,451 / 0.91%	\$15,487 / 0.18%	\$63,984 / 0.74%

*** DOLLARS REPORTED BUT NOT SHOWN IN THESE COLUMNS. T=TREASURY, N=NON-TREASURY, S=SUBCONTRACTOR FUNDS & PROCUREMENT CARD HUB PURCHASES, TC=TERM CONTRACT, I= INTER GOVERNMENTAL



TEXAS HISTORICALLY UNDERUTILIZED BUSINESS (HUB) SEMI-ANNUAL REPORT RECEIVED FOR FISCAL YEAR 2024

SECTION VII - STATE AGENCY EXPENDITURE DATA

FUND TYPE	TOTAL EXPENDITURE	TOTAL SPENT WITH HUBS AMOUNT / %	BLACK AMOUNT / %	HISPANIC AMOUNT / %	WOMAN AMOUNT / %	ASIAN PACIFIC AMOUNT / %	NATIVE AMERICAN AMOUNT / %	SERVICE-DISABLED VETERAN AMOUNT / %
-----------	-------------------	----------------------------------	------------------	---------------------	------------------	--------------------------	----------------------------	-------------------------------------

556 - TEXAS A&M AGRILIFE RESEARCH - HEAVY CONSTRUCTION UNADJUSTED GOAL IS 11.2%

T	0	0 / 0%	0 / 0%	0 / 0%	0 / 0%	0 / 0%	0 / 0%	0 / 0%
N	\$3,450	0 / 0%	0 / 0%	0 / 0%	0 / 0%	0 / 0%	0 / 0%	0 / 0%
S	***	0 / 0%	0 / 0%	0 / 0%	0 / 0%	0 / 0%	0 / 0%	0 / 0%
-TC	0	0 / 0%	0 / 0%	0 / 0%	0 / 0%	0 / 0%	0 / 0%	0 / 0%
-I	0	0 / 0%	0 / 0%	0 / 0%	0 / 0%	0 / 0%	0 / 0%	0 / 0%
	\$3,450	0 / 0%	0 / 0%	0 / 0%	0 / 0%	0 / 0%	0 / 0%	0 / 0%

556 - TEXAS A&M AGRILIFE RESEARCH - BUILDING CONSTRUCTION UNADJUSTED GOAL IS 21.1%

T	0	0 / 0%	0 / 0%	0 / 0%	0 / 0%	0 / 0%	0 / 0%	0 / 0%
N	\$7,736,791	0 / 0%	0 / 0%	0 / 0%	0 / 0%	0 / 0%	0 / 0%	0 / 0%
S	***	\$1,270,269 / 16.43%	0 / 0%	\$364,015 / 4.71%	\$906,254 / 11.72%	0 / 0%	0 / 0%	0 / 0%
-TC	0	0 / 0%	0 / 0%	0 / 0%	0 / 0%	0 / 0%	0 / 0%	0 / 0%
-I	0	0 / 0%	0 / 0%	0 / 0%	0 / 0%	0 / 0%	0 / 0%	0 / 0%
	\$7,736,791	\$1,270,269 / 16.43%	0 / 0%	\$364,015 / 4.71%	\$906,254 / 11.72%	0 / 0%	0 / 0%	0 / 0%

556 - TEXAS A&M AGRILIFE RESEARCH - SPECIAL TRADE UNADJUSTED GOAL IS 32.9%

T	-\$5,165	-\$2,187 / 42.35%	0 / 0%	-\$2,187 / 42.35%	0 / 0%	0 / 0%	0 / 0%	0 / 0%
N	\$3,191,969	\$987,215 / 30.93%	\$171,830 / 5.38%	\$263,954 / 8.27%	\$527,388 / 16.52%	0 / 0%	\$24,043 / 0.75%	0 / 0%
S	***	\$378,955 / 12.37%	0 / 0%	\$3,050 / 0.10%	\$375,905 / 12.27%	0 / 0%	0 / 0%	0 / 0%
-TC	0	0 / 0%	0 / 0%	0 / 0%	0 / 0%	0 / 0%	0 / 0%	0 / 0%
-I	0	0 / 0%	0 / 0%	0 / 0%	0 / 0%	0 / 0%	0 / 0%	0 / 0%
	\$3,186,805	\$1,363,983 / 85.64%	\$171,830 / 5.38%	\$264,817 / 50.72%	\$903,293 / 28.79%	0 / 0%	\$24,043 / 0.75%	0 / 0%

*** DOLLARS REPORTED BUT NOT SHOWN IN THESE COLUMNS. T=TREASURY, N=NON-TREASURY, S=SUBCONTRACTOR FUNDS & PROCUREMENT CARD HUB PURCHASES, TC=TERM CONTRACT, I= INTER GOVERNMENTAL



TEXAS HISTORICALLY UNDERUTILIZED BUSINESS (HUB) SEMI-ANNUAL REPORT RECEIVED FOR FISCAL YEAR 2024

SECTION VII - STATE AGENCY EXPENDITURE DATA

FUND TYPE	TOTAL EXPENDITURE	TOTAL SPENT WITH HUBS AMOUNT / %	BLACK AMOUNT / %	HISPANIC AMOUNT / %	WOMAN AMOUNT / %	ASIAN PACIFIC AMOUNT / %	NATIVE AMERICAN AMOUNT / %	SERVICE-DISABLED VETERAN AMOUNT / %
556 - TEXAS A&M AGRILIFE RESEARCH - PROFESSIONAL SERVICES UNADJUSTED GOAL IS 23.7%								
T	0	0 / 0%	0 / 0%	0 / 0%	0 / 0%	0 / 0%	0 / 0%	0 / 0%
N	\$641,587	0 / 0%	0 / 0%	0 / 0%	0 / 0%	0 / 0%	0 / 0%	0 / 0%
S	***	0 / 0%	0 / 0%	0 / 0%	0 / 0%	0 / 0%	0 / 0%	0 / 0%
-TC	0	0 / 0%	0 / 0%	0 / 0%	0 / 0%	0 / 0%	0 / 0%	0 / 0%
-I	0	0 / 0%	0 / 0%	0 / 0%	0 / 0%	0 / 0%	0 / 0%	0 / 0%
	\$641,587	0 / 0%	0 / 0%	0 / 0%	0 / 0%	0 / 0%	0 / 0%	0 / 0%
556 - TEXAS A&M AGRILIFE RESEARCH - OTHER SERVICES UNADJUSTED GOAL IS 26%								
T	-\$87,277	0 / 0%	0 / 0%	0 / 0%	0 / 0%	0 / 0%	0 / 0%	0 / 0%
N	\$7,976,799	\$154,099 / 1.93%	\$3,596 / 0.05%	\$20,090 / 0.25%	\$84,210 / 1.06%	\$34,165 / 0.43%	0 / 0%	\$12,038 / 0.15%
S	***	\$8,100 / 0.12%	0 / 0%	\$2,668 / 0.04%	\$2,769 / 0.04%	\$1,064 / 0.02%	0 / 0%	\$1,600 / 0.02%
-TC	0	0 / 0%	0 / 0%	0 / 0%	0 / 0%	0 / 0%	0 / 0%	0 / 0%
-I	0	0 / 0%	0 / 0%	0 / 0%	0 / 0%	0 / 0%	0 / 0%	0 / 0%
	\$7,889,522	\$162,199 / 2.05%	\$3,596 / 0.05%	\$22,758 / 0.29%	\$86,979 / 1.10%	\$35,229 / 0.44%	0 / 0%	\$13,638 / 0.17%
556 - TEXAS A&M AGRILIFE RESEARCH - COMMODITY PURCHASING UNADJUSTED GOAL IS 21.1%								
T	-\$17,747	-\$161 / 0.91%	-\$161 / 0.91%	0 / 0%	0 / 0%	0 / 0%	0 / 0%	0 / 0%
N	\$21,150,979	\$2,417,477 / 11.43%	\$1,110,116 / 5.25%	\$1,105,633 / 5.23%	\$148,657 / 0.70%	\$39,226 / 0.19%	0 / 0%	\$13,845 / 0.07%
S	***	\$52,765 / 0.52%	0 / 0%	\$12,557 / 0.12%	\$37,008 / 0.37%	0 / 0%	0 / 0%	\$3,200 / 0.03%
-TC	0	0 / 0%	0 / 0%	0 / 0%	0 / 0%	0 / 0%	0 / 0%	0 / 0%
-I	0	0 / 0%	0 / 0%	0 / 0%	0 / 0%	0 / 0%	0 / 0%	0 / 0%
	\$21,133,232	\$2,470,081 / 12.86%	\$1,109,955 / 6.15%	\$1,118,190 / 5.35%	\$185,665 / 1.07%	\$39,226 / 0.19%	0 / 0%	\$17,045 / 0.10%

*** DOLLARS REPORTED BUT NOT SHOWN IN THESE COLUMNS. T=TREASURY, N=NON-TREASURY, S=SUBCONTRACTOR FUNDS & PROCUREMENT CARD HUB PURCHASES, TC=TERM CONTRACT, I= INTER GOVERNMENT



TEXAS HISTORICALLY UNDERUTILIZED BUSINESS (HUB) SEMI-ANNUAL REPORT RECEIVED FOR FISCAL YEAR 2024

SECTION VII - STATE AGENCY EXPENDITURE DATA

FUND TYPE	TOTAL EXPENDITURE	TOTAL SPENT WITH HUBS AMOUNT / %	BLACK AMOUNT / %	HISPANIC AMOUNT / %	WOMAN AMOUNT / %	ASIAN PACIFIC AMOUNT / %	NATIVE AMERICAN AMOUNT / %	SERVICE-DISABLED VETERAN AMOUNT / %
556 - TEXAS A&M AGRILIFE RESEARCH - Statewide Grand Total Expenditures								
T	\$-110,188	-\$2,348 / 2.13%	-\$161 / 0.15%	-\$2,187 / 1.98%	0 / 0%	0 / 0%	0 / 0%	0 / 0%
N	\$40,701,576	\$3,558,791 / 8.74%	\$1,285,542 / 3.16%	\$1,389,677 / 3.41%	\$760,255 / 1.87%	\$73,391 / 0.18%	\$24,043 / 0.06%	\$25,883 / 0.06%
S	***	\$1,710,089 / 6.16%	0 / 0%	\$382,289 / 1.38%	\$1,321,936 / 4.76%	\$1,064 / 0.00%	0 / 0%	\$4,800 / 0.02%
-TC	0	0 / 0%	0 / 0%	0 / 0%	0 / 0%	0 / 0%	0 / 0%	0 / 0%
-I	0	0 / 0%	0 / 0%	0 / 0%	0 / 0%	0 / 0%	0 / 0%	0 / 0%
	\$40,591,388	\$5,266,532 / 17.03%	\$1,285,381 / 3.30%	\$1,769,779 / 6.78%	\$2,082,191 / 6.63%	\$74,455 / 0.18%	\$24,043 / 0.06%	\$30,683 / 0.08%

*** DOLLARS REPORTED BUT NOT SHOWN IN THESE COLUMNS. T=TREASURY, N=NON-TREASURY, S=SUBCONTRACTOR FUNDS & PROCUREMENT CARD HUB PURCHASES, TC=TERM CONTRACT, I= INTER GOVERNMENTAL



TEXAS HISTORICALLY UNDERUTILIZED BUSINESS (HUB) SEMI-ANNUAL REPORT RECEIVED FOR FISCAL YEAR 2024

SECTION VII - STATE AGENCY EXPENDITURE DATA

FUND TYPE	TOTAL EXPENDITURE	TOTAL SPENT WITH HUBS AMOUNT / %	BLACK AMOUNT / %	HISPANIC AMOUNT / %	WOMAN AMOUNT / %	ASIAN PACIFIC AMOUNT / %	NATIVE AMERICAN AMOUNT / %	SERVICE-DISABLED VETERAN AMOUNT / %
-----------	-------------------	----------------------------------	------------------	---------------------	------------------	--------------------------	----------------------------	-------------------------------------

557 - TX A&M VETERINARY MED DIAGNOSTIC LAB - HEAVY CONSTRUCTION UNADJUSTED GOAL IS 11.2%

T	0	0 / 0%	0 / 0%	0 / 0%	0 / 0%	0 / 0%	0 / 0%	0 / 0%
N	0	0 / 0%	0 / 0%	0 / 0%	0 / 0%	0 / 0%	0 / 0%	0 / 0%
S	***	0 / 0%	0 / 0%	0 / 0%	0 / 0%	0 / 0%	0 / 0%	0 / 0%
-TC	0	0 / 0%	0 / 0%	0 / 0%	0 / 0%	0 / 0%	0 / 0%	0 / 0%
-I	0	0 / 0%	0 / 0%	0 / 0%	0 / 0%	0 / 0%	0 / 0%	0 / 0%
	0	0 / 0%	0 / 0%	0 / 0%	0 / 0%	0 / 0%	0 / 0%	0 / 0%

557 - TX A&M VETERINARY MED DIAGNOSTIC LAB - BUILDING CONSTRUCTION UNADJUSTED GOAL IS 21.1%

T	0	0 / 0%	0 / 0%	0 / 0%	0 / 0%	0 / 0%	0 / 0%	0 / 0%
N	0	0 / 0%	0 / 0%	0 / 0%	0 / 0%	0 / 0%	0 / 0%	0 / 0%
S	***	0 / 0%	0 / 0%	0 / 0%	0 / 0%	0 / 0%	0 / 0%	0 / 0%
-TC	0	0 / 0%	0 / 0%	0 / 0%	0 / 0%	0 / 0%	0 / 0%	0 / 0%
-I	0	0 / 0%	0 / 0%	0 / 0%	0 / 0%	0 / 0%	0 / 0%	0 / 0%
	0	0 / 0%	0 / 0%	0 / 0%	0 / 0%	0 / 0%	0 / 0%	0 / 0%

557 - TX A&M VETERINARY MED DIAGNOSTIC LAB - SPECIAL TRADE UNADJUSTED GOAL IS 32.9%

T	0	0 / 0%	0 / 0%	0 / 0%	0 / 0%	0 / 0%	0 / 0%	0 / 0%
N	\$80,004	0 / 0%	0 / 0%	0 / 0%	0 / 0%	0 / 0%	0 / 0%	0 / 0%
S	***	0 / 0%	0 / 0%	0 / 0%	0 / 0%	0 / 0%	0 / 0%	0 / 0%
-TC	0	0 / 0%	0 / 0%	0 / 0%	0 / 0%	0 / 0%	0 / 0%	0 / 0%
-I	0	0 / 0%	0 / 0%	0 / 0%	0 / 0%	0 / 0%	0 / 0%	0 / 0%
	\$80,004	0 / 0%	0 / 0%	0 / 0%	0 / 0%	0 / 0%	0 / 0%	0 / 0%

*** DOLLARS REPORTED BUT NOT SHOWN IN THESE COLUMNS. T=TREASURY, N=NON-TREASURY, S=SUBCONTRACTOR FUNDS & PROCUREMENT CARD HUB PURCHASES, TC=TERM CONTRACT, I= INTER GOVERNMENT



TEXAS HISTORICALLY UNDERUTILIZED BUSINESS (HUB) SEMI-ANNUAL REPORT RECEIVED FOR FISCAL YEAR 2024

SECTION VII - STATE AGENCY EXPENDITURE DATA

FUND TYPE	TOTAL EXPENDITURE	TOTAL SPENT WITH HUBS AMOUNT / %	BLACK AMOUNT / %	HISPANIC AMOUNT / %	WOMAN AMOUNT / %	ASIAN PACIFIC AMOUNT / %	NATIVE AMERICAN AMOUNT / %	SERVICE-DISABLED VETERAN AMOUNT / %
-----------	-------------------	----------------------------------	------------------	---------------------	------------------	--------------------------	----------------------------	-------------------------------------

557 - TX A&M VETERINARY MED DIAGNOSTIC LAB - PROFESSIONAL SERVICES UNADJUSTED GOAL IS 23.7%

T	0	0 / 0%	0 / 0%	0 / 0%	0 / 0%	0 / 0%	0 / 0%	0 / 0%
N	0	0 / 0%	0 / 0%	0 / 0%	0 / 0%	0 / 0%	0 / 0%	0 / 0%
S	***	0 / 0%	0 / 0%	0 / 0%	0 / 0%	0 / 0%	0 / 0%	0 / 0%
-TC	0	0 / 0%	0 / 0%	0 / 0%	0 / 0%	0 / 0%	0 / 0%	0 / 0%
-I	0	0 / 0%	0 / 0%	0 / 0%	0 / 0%	0 / 0%	0 / 0%	0 / 0%
	0	0 / 0%	0 / 0%	0 / 0%	0 / 0%	0 / 0%	0 / 0%	0 / 0%

557 - TX A&M VETERINARY MED DIAGNOSTIC LAB - OTHER SERVICES UNADJUSTED GOAL IS 26%

T	\$3,500	0 / 0%	0 / 0%	0 / 0%	0 / 0%	0 / 0%	0 / 0%	0 / 0%
N	\$968,010	\$9,145 / 0.94%	\$0 / 0.00%	\$4,536 / 0.47%	\$3,024 / 0.31%	\$1,585 / 0.16%	0 / 0%	0 / 0%
S	***	\$133 / 0.11%	0 / 0%	0 / 0%	\$133 / 0.11%	0 / 0%	0 / 0%	0 / 0%
-TC	0	0 / 0%	0 / 0%	0 / 0%	0 / 0%	0 / 0%	0 / 0%	0 / 0%
-I	0	0 / 0%	0 / 0%	0 / 0%	0 / 0%	0 / 0%	0 / 0%	0 / 0%
	\$971,510	\$9,277 / 1.06%	\$0 / 0.00%	\$4,536 / 0.47%	\$3,156 / 0.43%	\$1,585 / 0.16%	0 / 0%	0 / 0%

557 - TX A&M VETERINARY MED DIAGNOSTIC LAB - COMMODITY PURCHASING UNADJUSTED GOAL IS 21.1%

T	\$-7,700	0 / 0%	0 / 0%	0 / 0%	0 / 0%	0 / 0%	0 / 0%	0 / 0%
N	\$2,428,975	\$539,410 / 22.21%	\$374,234 / 15.41%	\$149,774 / 6.17%	\$11,694 / 0.48%	\$3,708 / 0.15%	0 / 0%	0 / 0%
S	***	0 / 0%	0 / 0%	0 / 0%	0 / 0%	0 / 0%	0 / 0%	0 / 0%
-TC	0	0 / 0%	0 / 0%	0 / 0%	0 / 0%	0 / 0%	0 / 0%	0 / 0%
-I	0	0 / 0%	0 / 0%	0 / 0%	0 / 0%	0 / 0%	0 / 0%	0 / 0%
	\$2,421,275	\$539,410 / 22.21%	\$374,234 / 15.41%	\$149,774 / 6.17%	\$11,694 / 0.48%	\$3,708 / 0.15%	0 / 0%	0 / 0%

*** DOLLARS REPORTED BUT NOT SHOWN IN THESE COLUMNS. T=TREASURY, N=NON-TREASURY, S=SUBCONTRACTOR FUNDS & PROCUREMENT CARD HUB PURCHASES, TC=TERM CONTRACT, I= INTER GOVERNMENTAL



TEXAS HISTORICALLY UNDERUTILIZED BUSINESS (HUB) SEMI-ANNUAL REPORT RECEIVED FOR FISCAL YEAR 2024

SECTION VII - STATE AGENCY EXPENDITURE DATA

FUND TYPE	TOTAL EXPENDITURE	TOTAL SPENT WITH HUBS AMOUNT / %	BLACK AMOUNT / %	HISPANIC AMOUNT / %	WOMAN AMOUNT / %	ASIAN PACIFIC AMOUNT / %	NATIVE AMERICAN AMOUNT / %	SERVICE-DISABLED VETERAN AMOUNT / %
557 - TX A&M VETERINARY MED DIAGNOSTIC LAB - Statewide Grand Total Expenditures								
T	\$-4,200	0 / 0%	0 / 0%	0 / 0%	0 / 0%	0 / 0%	0 / 0%	0 / 0%
N	\$3,476,989	\$548,555 / 15.78%	\$374,234 / 10.76%	\$154,310 / 4.44%	\$14,718 / 0.42%	\$5,293 / 0.15%	0 / 0%	0 / 0%
S	***	\$133 / 0.11%	0 / 0%	0 / 0%	\$133 / 0.11%	0 / 0%	0 / 0%	0 / 0%
-TC	0	0 / 0%	0 / 0%	0 / 0%	0 / 0%	0 / 0%	0 / 0%	0 / 0%
-I	0	0 / 0%	0 / 0%	0 / 0%	0 / 0%	0 / 0%	0 / 0%	0 / 0%
	\$3,472,789	\$548,688 / 15.89%	\$374,234 / 10.76%	\$154,310 / 4.44%	\$14,851 / 0.54%	\$5,293 / 0.15%	0 / 0%	0 / 0%

*** DOLLARS REPORTED BUT NOT SHOWN IN THESE COLUMNS. T=TREASURY, N=NON-TREASURY, S=SUBCONTRACTOR FUNDS & PROCUREMENT CARD HUB PURCHASES, TC=TERM CONTRACT, I= INTER GOVERNMENTAL



TEXAS HISTORICALLY UNDERUTILIZED BUSINESS (HUB) SEMI-ANNUAL REPORT RECEIVED FOR FISCAL YEAR 2024

SECTION VII - STATE AGENCY EXPENDITURE DATA

FUND TYPE	TOTAL EXPENDITURE	TOTAL SPENT WITH HUBS AMOUNT / %	BLACK AMOUNT / %	HISPANIC AMOUNT / %	WOMAN AMOUNT / %	ASIAN PACIFIC AMOUNT / %	NATIVE AMERICAN AMOUNT / %	SERVICE-DISABLED VETERAN AMOUNT / %
575 - TEXAS DIVISION OF EMERGENCY MANAGEME - HEAVY CONSTRUCTION UNADJUSTED GOAL IS 11.2%								
T	0	0 / 0%	0 / 0%	0 / 0%	0 / 0%	0 / 0%	0 / 0%	0 / 0%
N	0	0 / 0%	0 / 0%	0 / 0%	0 / 0%	0 / 0%	0 / 0%	0 / 0%
S	***	0 / 0%	0 / 0%	0 / 0%	0 / 0%	0 / 0%	0 / 0%	0 / 0%
-TC	0	0 / 0%	0 / 0%	0 / 0%	0 / 0%	0 / 0%	0 / 0%	0 / 0%
-I	0	0 / 0%	0 / 0%	0 / 0%	0 / 0%	0 / 0%	0 / 0%	0 / 0%
	0	0 / 0%	0 / 0%	0 / 0%	0 / 0%	0 / 0%	0 / 0%	0 / 0%

575 - TEXAS DIVISION OF EMERGENCY MANAGEME - BUILDING CONSTRUCTION UNADJUSTED GOAL IS 21.1%								
T	\$4,368,017	\$9,958 / 0.23%	0 / 0%	0 / 0%	0 / 0%	\$9,958 / 0.23%	0 / 0%	0 / 0%
N	\$395,668	0 / 0%	0 / 0%	0 / 0%	0 / 0%	0 / 0%	0 / 0%	0 / 0%
S	***	\$517,096 / 10.85%	\$28,060 / 0.59%	\$183,137 / 3.84%	\$305,899 / 6.42%	0 / 0%	0 / 0%	0 / 0%
-TC	0	0 / 0%	0 / 0%	0 / 0%	0 / 0%	0 / 0%	0 / 0%	0 / 0%
-I	0	0 / 0%	0 / 0%	0 / 0%	0 / 0%	0 / 0%	0 / 0%	0 / 0%
	\$4,763,685	\$527,054 / 11.08%	\$28,060 / 0.59%	\$183,137 / 3.84%	\$305,899 / 6.42%	\$9,958 / 0.23%	0 / 0%	0 / 0%

575 - TEXAS DIVISION OF EMERGENCY MANAGEME - SPECIAL TRADE UNADJUSTED GOAL IS 32.9%								
T	\$118,415	0 / 0%	0 / 0%	0 / 0%	0 / 0%	0 / 0%	0 / 0%	0 / 0%
N	0	0 / 0%	0 / 0%	0 / 0%	0 / 0%	0 / 0%	0 / 0%	0 / 0%
S	***	0 / 0%	0 / 0%	0 / 0%	0 / 0%	0 / 0%	0 / 0%	0 / 0%
-TC	0	0 / 0%	0 / 0%	0 / 0%	0 / 0%	0 / 0%	0 / 0%	0 / 0%
-I	0	0 / 0%	0 / 0%	0 / 0%	0 / 0%	0 / 0%	0 / 0%	0 / 0%
	\$118,415	0 / 0%	0 / 0%	0 / 0%	0 / 0%	0 / 0%	0 / 0%	0 / 0%

*** DOLLARS REPORTED BUT NOT SHOWN IN THESE COLUMNS. T=TREASURY, N=NON-TREASURY, S=SUBCONTRACTOR FUNDS & PROCUREMENT CARD HUB PURCHASES, TC=TERM CONTRACT, I= INTER GOVERNMENTAL



TEXAS HISTORICALLY UNDERUTILIZED BUSINESS (HUB) SEMI-ANNUAL REPORT RECEIVED FOR FISCAL YEAR 2024

SECTION VII - STATE AGENCY EXPENDITURE DATA

FUND TYPE	TOTAL EXPENDITURE	TOTAL SPENT WITH HUBS AMOUNT / %	BLACK AMOUNT / %	HISPANIC AMOUNT / %	WOMAN AMOUNT / %	ASIAN PACIFIC AMOUNT / %	NATIVE AMERICAN AMOUNT / %	SERVICE-DISABLED VETERAN AMOUNT / %
575 - TEXAS DIVISION OF EMERGENCY MANAGEME - PROFESSIONAL SERVICES UNADJUSTED GOAL IS 23.7%								
T	\$21,703,972	0 / 0%	0 / 0%	0 / 0%	0 / 0%	0 / 0%	0 / 0%	0 / 0%
N	\$1,875	0 / 0%	0 / 0%	0 / 0%	0 / 0%	0 / 0%	0 / 0%	0 / 0%
S	***	\$5,788,411 / 26.67%	0 / 0%	\$4,384,644 / 20.20%	\$680,000 / 3.13%	0 / 0%	0 / 0%	\$723,768 / 3.33%
-TC	0	0 / 0%	0 / 0%	0 / 0%	0 / 0%	0 / 0%	0 / 0%	0 / 0%
-I	0	0 / 0%	0 / 0%	0 / 0%	0 / 0%	0 / 0%	0 / 0%	0 / 0%
	\$21,705,847	\$5,788,411 / 26.67%	0 / 0%	\$4,384,644 / 20.20%	\$680,000 / 3.13%	0 / 0%	0 / 0%	\$723,768 / 3.33%
575 - TEXAS DIVISION OF EMERGENCY MANAGEME - OTHER SERVICES UNADJUSTED GOAL IS 26%								
T	\$53,294,794	\$332,036 / 0.62%	\$846 / 0.00%	\$309,593 / 0.58%	\$20,667 / 0.04%	\$930 / 0.00%	0 / 0%	0 / 0%
N	\$18,944,342	\$47,730 / 0.25%	0 / 0%	\$47,581 / 0.25%	\$149 / 0.00%	0 / 0%	0 / 0%	0 / 0%
S	***	\$17,666 / 50.01%	0 / 0%	\$14,047 / 39.77%	\$3,619 / 10.25%	0 / 0%	0 / 0%	0 / 0%
-TC	\$2,639,151	0 / 0%	0 / 0%	0 / 0%	0 / 0%	0 / 0%	0 / 0%	0 / 0%
-I	\$-502,273	0 / 0%	0 / 0%	0 / 0%	0 / 0%	0 / 0%	0 / 0%	0 / 0%
	\$70,102,258	\$397,432 / 50.89%	\$846 / 0.00%	\$371,220 / 40.60%	\$24,435 / 10.29%	\$930 / 0.00%	0 / 0%	0 / 0%
575 - TEXAS DIVISION OF EMERGENCY MANAGEME - COMMODITY PURCHASING UNADJUSTED GOAL IS 21.1%								
T	\$103,904,158	\$781,292 / 0.75%	\$336,305 / 0.32%	-\$47,696 / -0.05%	\$460,879 / 0.44%	\$31,804 / 0.03%	0 / 0%	0 / 0%
N	\$-2,346,926	\$19,963 / -0.85%	0 / 0%	0 / 0%	\$19,963 / -0.85%	0 / 0%	0 / 0%	0 / 0%
S	***	\$3,991 / 0.29%	0 / 0%	0 / 0%	\$3,991 / 0.29%	0 / 0%	0 / 0%	0 / 0%
-TC	0	0 / 0%	0 / 0%	0 / 0%	0 / 0%	0 / 0%	0 / 0%	0 / 0%
-I	\$80,297,972	0 / 0%	0 / 0%	0 / 0%	0 / 0%	0 / 0%	0 / 0%	0 / 0%
	\$21,259,260	\$805,246 / 0.20%	\$336,305 / 0.32%	-\$47,696 / -0.05%	\$484,833 / -0.11%	\$31,804 / 0.03%	0 / 0%	0 / 0%

*** DOLLARS REPORTED BUT NOT SHOWN IN THESE COLUMNS. T=TREASURY, N=NON-TREASURY, S=SUBCONTRACTOR FUNDS & PROCUREMENT CARD HUB PURCHASES, TC=TERM CONTRACT, I= INTER GOVERNMENT



TEXAS HISTORICALLY UNDERUTILIZED BUSINESS (HUB) SEMI-ANNUAL REPORT RECEIVED FOR FISCAL YEAR 2024

SECTION VII - STATE AGENCY EXPENDITURE DATA

FUND TYPE	TOTAL EXPENDITURE	TOTAL SPENT WITH HUBS AMOUNT / %	BLACK AMOUNT / %	HISPANIC AMOUNT / %	WOMAN AMOUNT / %	ASIAN PACIFIC AMOUNT / %	NATIVE AMERICAN AMOUNT / %	SERVICE-DISABLED VETERAN AMOUNT / %
575 - TEXAS DIVISION OF EMERGENCY MANAGEME - Statewide Grand Total Expenditures								
T	\$183,389,356	\$1,123,286 / 0.61%	\$337,151 / 0.18%	\$261,897 / 0.14%	\$481,546 / 0.26%	\$42,692 / 0.02%	0 / 0%	0 / 0%
N	\$16,994,959	\$67,692 / 0.40%	0 / 0%	\$47,581 / 0.28%	\$20,112 / 0.12%	0 / 0%	0 / 0%	0 / 0%
S	***	\$6,327,165 / 22.71%	\$28,060 / 0.10%	\$4,581,827 / 16.44%	\$993,510 / 3.57%	0 / 0%	0 / 0%	\$723,768 / 2.60%
-TC	\$2,639,151	0 / 0%	0 / 0%	0 / 0%	0 / 0%	0 / 0%	0 / 0%	0 / 0%
-I	\$79,795,699	0 / 0%	0 / 0%	0 / 0%	0 / 0%	0 / 0%	0 / 0%	0 / 0%
	\$117,949,466	\$7,518,143 / 23.72%	\$365,211 / 0.28%	\$4,891,305 / 16.87%	\$1,495,167 / 3.95%	\$42,692 / 0.02%	0 / 0%	\$723,768 / 2.60%

*** DOLLARS REPORTED BUT NOT SHOWN IN THESE COLUMNS. T=TREASURY, N=NON-TREASURY, S=SUBCONTRACTOR FUNDS & PROCUREMENT CARD HUB PURCHASES, TC=TERM CONTRACT, I= INTER GOVERNMENTAL



TEXAS HISTORICALLY UNDERUTILIZED BUSINESS (HUB) SEMI-ANNUAL REPORT RECEIVED FOR FISCAL YEAR 2024

SECTION VII - STATE AGENCY EXPENDITURE DATA

FUND TYPE	TOTAL EXPENDITURE	TOTAL SPENT WITH HUBS AMOUNT / %	BLACK AMOUNT / %	HISPANIC AMOUNT / %	WOMAN AMOUNT / %	ASIAN PACIFIC AMOUNT / %	NATIVE AMERICAN AMOUNT / %	SERVICE-DISABLED VETERAN AMOUNT / %
576 - TEXAS A&M FOREST SERVICE - HEAVY CONSTRUCTION UNADJUSTED GOAL IS 11.2%								
T	\$680	0 / 0%	0 / 0%	0 / 0%	0 / 0%	0 / 0%	0 / 0%	0 / 0%
N	0	0 / 0%	0 / 0%	0 / 0%	0 / 0%	0 / 0%	0 / 0%	0 / 0%
S	***	0 / 0%	0 / 0%	0 / 0%	0 / 0%	0 / 0%	0 / 0%	0 / 0%
-TC	0	0 / 0%	0 / 0%	0 / 0%	0 / 0%	0 / 0%	0 / 0%	0 / 0%
-I	0	0 / 0%	0 / 0%	0 / 0%	0 / 0%	0 / 0%	0 / 0%	0 / 0%
	\$680	0 / 0%	0 / 0%	0 / 0%	0 / 0%	0 / 0%	0 / 0%	0 / 0%
576 - TEXAS A&M FOREST SERVICE - BUILDING CONSTRUCTION UNADJUSTED GOAL IS 21.1%								
T	0	0 / 0%	0 / 0%	0 / 0%	0 / 0%	0 / 0%	0 / 0%	0 / 0%
N	\$1,789,125	0 / 0%	0 / 0%	0 / 0%	0 / 0%	0 / 0%	0 / 0%	0 / 0%
S	***	\$58,325 / 3.26%	\$58,325 / 3.26%	0 / 0%	0 / 0%	0 / 0%	0 / 0%	0 / 0%
-TC	0	0 / 0%	0 / 0%	0 / 0%	0 / 0%	0 / 0%	0 / 0%	0 / 0%
-I	0	0 / 0%	0 / 0%	0 / 0%	0 / 0%	0 / 0%	0 / 0%	0 / 0%
	\$1,789,125	\$58,325 / 3.26%	\$58,325 / 3.26%	0 / 0%	0 / 0%	0 / 0%	0 / 0%	0 / 0%
576 - TEXAS A&M FOREST SERVICE - SPECIAL TRADE UNADJUSTED GOAL IS 32.9%								
T	\$107,387	\$261 / 0.24%	0 / 0%	0 / 0%	0 / 0%	0 / 0%	0 / 0%	\$261 / 0.24%
N	\$326,860	\$22,623 / 6.92%	0 / 0%	0 / 0%	\$22,623 / 6.92%	0 / 0%	0 / 0%	0 / 0%
S	***	0 / 0%	0 / 0%	0 / 0%	0 / 0%	0 / 0%	0 / 0%	0 / 0%
-TC	0	0 / 0%	0 / 0%	0 / 0%	0 / 0%	0 / 0%	0 / 0%	0 / 0%
-I	0	0 / 0%	0 / 0%	0 / 0%	0 / 0%	0 / 0%	0 / 0%	0 / 0%
	\$434,247	\$22,884 / 7.16%	0 / 0%	0 / 0%	\$22,623 / 6.92%	0 / 0%	0 / 0%	\$261 / 0.24%

*** DOLLARS REPORTED BUT NOT SHOWN IN THESE COLUMNS. T=TREASURY, N=NON-TREASURY, S=SUBCONTRACTOR FUNDS & PROCUREMENT CARD HUB PURCHASES, TC=TERM CONTRACT, I= INTER GOVERNMENT



TEXAS HISTORICALLY UNDERUTILIZED BUSINESS (HUB) SEMI-ANNUAL REPORT RECEIVED FOR FISCAL YEAR 2024

SECTION VII - STATE AGENCY EXPENDITURE DATA

FUND TYPE	TOTAL EXPENDITURE	TOTAL SPENT WITH HUBS AMOUNT / %	BLACK AMOUNT / %	HISPANIC AMOUNT / %	WOMAN AMOUNT / %	ASIAN PACIFIC AMOUNT / %	NATIVE AMERICAN AMOUNT / %	SERVICE-DISABLED VETERAN AMOUNT / %
576 - TEXAS A&M FOREST SERVICE - PROFESSIONAL SERVICES UNADJUSTED GOAL IS 23.7%								
T	0	0 / 0%	0 / 0%	0 / 0%	0 / 0%	0 / 0%	0 / 0%	0 / 0%
N	\$1,223	0 / 0%	0 / 0%	0 / 0%	0 / 0%	0 / 0%	0 / 0%	0 / 0%
S	***	0 / 0%	0 / 0%	0 / 0%	0 / 0%	0 / 0%	0 / 0%	0 / 0%
-TC	0	0 / 0%	0 / 0%	0 / 0%	0 / 0%	0 / 0%	0 / 0%	0 / 0%
-I	0	0 / 0%	0 / 0%	0 / 0%	0 / 0%	0 / 0%	0 / 0%	0 / 0%
	\$1,223	0 / 0%	0 / 0%	0 / 0%	0 / 0%	0 / 0%	0 / 0%	0 / 0%

576 - TEXAS A&M FOREST SERVICE - OTHER SERVICES UNADJUSTED GOAL IS 26%								
T	\$672,512	\$34,019 / 5.06%	\$7,050 / 1.05%	0 / 0%	\$26,580 / 3.95%	\$389 / 0.06%	0 / 0%	0 / 0%
N	\$858,630	\$27,874 / 3.25%	\$8,960 / 1.04%	\$36,304 / 4.23%	-\$17,717 / -2.06%	0 / 0%	0 / 0%	\$328 / 0.04%
S	***	0 / 0%	0 / 0%	0 / 0%	0 / 0%	0 / 0%	0 / 0%	0 / 0%
-TC	\$8,852	0 / 0%	0 / 0%	0 / 0%	0 / 0%	0 / 0%	0 / 0%	0 / 0%
-I	\$48,600	0 / 0%	0 / 0%	0 / 0%	0 / 0%	0 / 0%	0 / 0%	0 / 0%
	\$1,473,690	\$61,893 / 8.30%	\$16,010 / 2.09%	\$36,304 / 4.23%	\$8,862 / 1.89%	\$389 / 0.06%	0 / 0%	\$328 / 0.04%

576 - TEXAS A&M FOREST SERVICE - COMMODITY PURCHASING UNADJUSTED GOAL IS 21.1%								
T	\$1,279,235	\$133,386 / 10.43%	\$16,174 / 1.26%	\$8,251 / 0.64%	\$103,690 / 8.11%	\$5,271 / 0.41%	0 / 0%	0 / 0%
N	\$1,498,216	\$183,899 / 12.27%	\$88,931 / 5.94%	\$11,733 / 0.78%	\$79,321 / 5.29%	\$3,915 / 0.26%	0 / 0%	0 / 0%
S	***	0 / 0%	0 / 0%	0 / 0%	0 / 0%	0 / 0%	0 / 0%	0 / 0%
-TC	\$924,059	0 / 0%	0 / 0%	0 / 0%	0 / 0%	0 / 0%	0 / 0%	0 / 0%
-I	0	0 / 0%	0 / 0%	0 / 0%	0 / 0%	0 / 0%	0 / 0%	0 / 0%
	\$1,853,393	\$317,285 / 22.70%	\$105,105 / 7.20%	\$19,983 / 1.43%	\$183,010 / 13.40%	\$9,186 / 0.67%	0 / 0%	0 / 0%

*** DOLLARS REPORTED BUT NOT SHOWN IN THESE COLUMNS. T=TREASURY, N=NON-TREASURY, S=SUBCONTRACTOR FUNDS & PROCUREMENT CARD HUB PURCHASES, TC=TERM CONTRACT, I= INTER GOVERNMENTAL



TEXAS HISTORICALLY UNDERUTILIZED BUSINESS (HUB) SEMI-ANNUAL REPORT RECEIVED FOR FISCAL YEAR 2024

SECTION VII - STATE AGENCY EXPENDITURE DATA

FUND TYPE	TOTAL EXPENDITURE	TOTAL SPENT WITH HUBS AMOUNT / %	BLACK AMOUNT / %	HISPANIC AMOUNT / %	WOMAN AMOUNT / %	ASIAN PACIFIC AMOUNT / %	NATIVE AMERICAN AMOUNT / %	SERVICE-DISABLED VETERAN AMOUNT / %
576 - TEXAS A&M FOREST SERVICE - Statewide Grand Total Expenditures								
T	\$2,059,814	\$167,666 / 8.14%	\$23,224 / 1.13%	\$8,251 / 0.40%	\$130,270 / 6.32%	\$5,660 / 0.27%	0 / 0%	\$261 / 0.01%
N	\$4,474,055	\$234,396 / 5.24%	\$97,891 / 2.19%	\$48,036 / 1.07%	\$84,226 / 1.88%	\$3,915 / 0.09%	0 / 0%	\$328 / 0.01%
S	***	\$58,325 / 3.26%	\$58,325 / 3.26%	0 / 0%	0 / 0%	0 / 0%	0 / 0%	0 / 0%
-TC	\$932,911	0 / 0%	0 / 0%	0 / 0%	0 / 0%	0 / 0%	0 / 0%	0 / 0%
-I	\$48,600	0 / 0%	0 / 0%	0 / 0%	0 / 0%	0 / 0%	0 / 0%	0 / 0%
	\$5,552,358	\$460,387 / 16.64%	\$179,441 / 6.58%	\$56,287 / 1.47%	\$214,496 / 8.21%	\$9,575 / 0.36%	0 / 0%	\$589 / 0.02%

*** DOLLARS REPORTED BUT NOT SHOWN IN THESE COLUMNS. T=TREASURY, N=NON-TREASURY, S=SUBCONTRACTOR FUNDS & PROCUREMENT CARD HUB PURCHASES, TC=TERM CONTRACT, I= INTER GOVERNMENTAL



TEXAS HISTORICALLY UNDERUTILIZED BUSINESS (HUB) SEMI-ANNUAL REPORT RECEIVED FOR FISCAL YEAR 2024

SECTION VII - STATE AGENCY EXPENDITURE DATA

FUND TYPE	TOTAL EXPENDITURE	TOTAL SPENT WITH HUBS AMOUNT / %	BLACK AMOUNT / %	HISPANIC AMOUNT / %	WOMAN AMOUNT / %	ASIAN PACIFIC AMOUNT / %	NATIVE AMERICAN AMOUNT / %	SERVICE-DISABLED VETERAN AMOUNT / %
-----------	-------------------	----------------------------------	------------------	---------------------	------------------	--------------------------	----------------------------	-------------------------------------

578 - BOARD OF VETERINARY MED EXAMINERS - HEAVY CONSTRUCTION UNADJUSTED GOAL IS 11.2%

T	0	0 / 0%	0 / 0%	0 / 0%	0 / 0%	0 / 0%	0 / 0%	0 / 0%
N	0	0 / 0%	0 / 0%	0 / 0%	0 / 0%	0 / 0%	0 / 0%	0 / 0%
S	***	0 / 0%	0 / 0%	0 / 0%	0 / 0%	0 / 0%	0 / 0%	0 / 0%
-TC	0	0 / 0%	0 / 0%	0 / 0%	0 / 0%	0 / 0%	0 / 0%	0 / 0%
-I	0	0 / 0%	0 / 0%	0 / 0%	0 / 0%	0 / 0%	0 / 0%	0 / 0%
	0	0 / 0%	0 / 0%	0 / 0%	0 / 0%	0 / 0%	0 / 0%	0 / 0%

578 - BOARD OF VETERINARY MED EXAMINERS - BUILDING CONSTRUCTION UNADJUSTED GOAL IS 21.1%

T	0	0 / 0%	0 / 0%	0 / 0%	0 / 0%	0 / 0%	0 / 0%	0 / 0%
N	0	0 / 0%	0 / 0%	0 / 0%	0 / 0%	0 / 0%	0 / 0%	0 / 0%
S	***	0 / 0%	0 / 0%	0 / 0%	0 / 0%	0 / 0%	0 / 0%	0 / 0%
-TC	0	0 / 0%	0 / 0%	0 / 0%	0 / 0%	0 / 0%	0 / 0%	0 / 0%
-I	0	0 / 0%	0 / 0%	0 / 0%	0 / 0%	0 / 0%	0 / 0%	0 / 0%
	0	0 / 0%	0 / 0%	0 / 0%	0 / 0%	0 / 0%	0 / 0%	0 / 0%

578 - BOARD OF VETERINARY MED EXAMINERS - SPECIAL TRADE UNADJUSTED GOAL IS 32.9%

T	0	0 / 0%	0 / 0%	0 / 0%	0 / 0%	0 / 0%	0 / 0%	0 / 0%
N	0	0 / 0%	0 / 0%	0 / 0%	0 / 0%	0 / 0%	0 / 0%	0 / 0%
S	***	0 / 0%	0 / 0%	0 / 0%	0 / 0%	0 / 0%	0 / 0%	0 / 0%
-TC	0	0 / 0%	0 / 0%	0 / 0%	0 / 0%	0 / 0%	0 / 0%	0 / 0%
-I	0	0 / 0%	0 / 0%	0 / 0%	0 / 0%	0 / 0%	0 / 0%	0 / 0%
	0	0 / 0%	0 / 0%	0 / 0%	0 / 0%	0 / 0%	0 / 0%	0 / 0%

*** DOLLARS REPORTED BUT NOT SHOWN IN THESE COLUMNS. T=TREASURY, N=NON-TREASURY, S=SUBCONTRACTOR FUNDS & PROCUREMENT CARD HUB PURCHASES, TC=TERM CONTRACT, I= INTER GOVERNMENTAL



TEXAS HISTORICALLY UNDERUTILIZED BUSINESS (HUB) SEMI-ANNUAL REPORT RECEIVED FOR FISCAL YEAR 2024

SECTION VII - STATE AGENCY EXPENDITURE DATA

FUND TYPE	TOTAL EXPENDITURE	TOTAL SPENT WITH HUBS AMOUNT / %	BLACK AMOUNT / %	HISPANIC AMOUNT / %	WOMAN AMOUNT / %	ASIAN PACIFIC AMOUNT / %	NATIVE AMERICAN AMOUNT / %	SERVICE-DISABLED VETERAN AMOUNT / %
-----------	-------------------	----------------------------------	------------------	---------------------	------------------	--------------------------	----------------------------	-------------------------------------

578 - BOARD OF VETERINARY MED EXAMINERS - PROFESSIONAL SERVICES UNADJUSTED GOAL IS 23.7%

T	\$6,960	\$6,960 / 100.00%	0 / 0%	0 / 0%	\$6,960 / 100.00%	0 / 0%	0 / 0%	0 / 0%
N	0	0 / 0%	0 / 0%	0 / 0%	0 / 0%	0 / 0%	0 / 0%	0 / 0%
S	***	0 / 0%	0 / 0%	0 / 0%	0 / 0%	0 / 0%	0 / 0%	0 / 0%
-TC	0	0 / 0%	0 / 0%	0 / 0%	0 / 0%	0 / 0%	0 / 0%	0 / 0%
-I	0	0 / 0%	0 / 0%	0 / 0%	0 / 0%	0 / 0%	0 / 0%	0 / 0%
	\$6,960	\$6,960 / 100.00%	0 / 0%	0 / 0%	\$6,960 / 100.00%	0 / 0%	0 / 0%	0 / 0%

578 - BOARD OF VETERINARY MED EXAMINERS - OTHER SERVICES UNADJUSTED GOAL IS 26%

T	\$59,674	\$21,413 / 35.88%	0 / 0%	0 / 0%	0 / 0%	\$21,413 / 35.88%	0 / 0%	0 / 0%
N	0	0 / 0%	0 / 0%	0 / 0%	0 / 0%	0 / 0%	0 / 0%	0 / 0%
S	***	0 / 0%	0 / 0%	0 / 0%	0 / 0%	0 / 0%	0 / 0%	0 / 0%
-TC	\$219	0 / 0%	0 / 0%	0 / 0%	0 / 0%	0 / 0%	0 / 0%	0 / 0%
-I	0	0 / 0%	0 / 0%	0 / 0%	0 / 0%	0 / 0%	0 / 0%	0 / 0%
	\$59,454	\$21,413 / 35.88%	0 / 0%	0 / 0%	0 / 0%	\$21,413 / 35.88%	0 / 0%	0 / 0%

578 - BOARD OF VETERINARY MED EXAMINERS - COMMODITY PURCHASING UNADJUSTED GOAL IS 21.1%

T	\$53,328	\$36,397 / 68.25%	0 / 0%	0 / 0%	0 / 0%	\$36,397 / 68.25%	0 / 0%	0 / 0%
N	0	0 / 0%	0 / 0%	0 / 0%	0 / 0%	0 / 0%	0 / 0%	0 / 0%
S	***	0 / 0%	0 / 0%	0 / 0%	0 / 0%	0 / 0%	0 / 0%	0 / 0%
-TC	\$534	0 / 0%	0 / 0%	0 / 0%	0 / 0%	0 / 0%	0 / 0%	0 / 0%
-I	0	0 / 0%	0 / 0%	0 / 0%	0 / 0%	0 / 0%	0 / 0%	0 / 0%
	\$52,794	\$36,397 / 68.25%	0 / 0%	0 / 0%	0 / 0%	\$36,397 / 68.25%	0 / 0%	0 / 0%

*** DOLLARS REPORTED BUT NOT SHOWN IN THESE COLUMNS. T=TREASURY, N=NON-TREASURY, S=SUBCONTRACTOR FUNDS & PROCUREMENT CARD HUB PURCHASES, TC=TERM CONTRACT, I= INTER GOVERNMENTAL



TEXAS HISTORICALLY UNDERUTILIZED BUSINESS (HUB) SEMI-ANNUAL REPORT RECEIVED FOR FISCAL YEAR 2024

SECTION VII - STATE AGENCY EXPENDITURE DATA

FUND TYPE	TOTAL EXPENDITURE	TOTAL SPENT WITH HUBS AMOUNT / %	BLACK AMOUNT / %	HISPANIC AMOUNT / %	WOMAN AMOUNT / %	ASIAN PACIFIC AMOUNT / %	NATIVE AMERICAN AMOUNT / %	SERVICE-DISABLED VETERAN AMOUNT / %
578 - BOARD OF VETERINARY MED EXAMINERS - Statewide Grand Total Expenditures								
T	\$119,961	\$64,770 / 53.99%	0 / 0%	0 / 0%	\$6,960 / 5.80%	\$57,810 / 48.19%	0 / 0%	0 / 0%
N	0	0 / 0%	0 / 0%	0 / 0%	0 / 0%	0 / 0%	0 / 0%	0 / 0%
S	***	0 / 0%	0 / 0%	0 / 0%	0 / 0%	0 / 0%	0 / 0%	0 / 0%
-TC	\$753	0 / 0%	0 / 0%	0 / 0%	0 / 0%	0 / 0%	0 / 0%	0 / 0%
-I	0	0 / 0%	0 / 0%	0 / 0%	0 / 0%	0 / 0%	0 / 0%	0 / 0%
	\$119,208	\$64,770 / 53.99%	0 / 0%	0 / 0%	\$6,960 / 5.80%	\$57,810 / 48.19%	0 / 0%	0 / 0%

*** DOLLARS REPORTED BUT NOT SHOWN IN THESE COLUMNS. T=TREASURY, N=NON-TREASURY, S=SUBCONTRACTOR FUNDS & PROCUREMENT CARD HUB PURCHASES, TC=TERM CONTRACT, I= INTER GOVERNMENTAL



TEXAS HISTORICALLY UNDERUTILIZED BUSINESS (HUB) SEMI-ANNUAL REPORT RECEIVED FOR FISCAL YEAR 2024

SECTION VII - STATE AGENCY EXPENDITURE DATA

FUND TYPE	TOTAL EXPENDITURE	TOTAL SPENT WITH HUBS AMOUNT / %	BLACK AMOUNT / %	HISPANIC AMOUNT / %	WOMAN AMOUNT / %	ASIAN PACIFIC AMOUNT / %	NATIVE AMERICAN AMOUNT / %	SERVICE-DISABLED VETERAN AMOUNT / %
-----------	-------------------	----------------------------------	------------------	---------------------	------------------	--------------------------	----------------------------	-------------------------------------

580 - TEXAS WATER DEVELOPMENT BOARD - HEAVY CONSTRUCTION UNADJUSTED GOAL IS 11.2%

T	0	0 / 0%	0 / 0%	0 / 0%	0 / 0%	0 / 0%	0 / 0%	0 / 0%
N	0	0 / 0%	0 / 0%	0 / 0%	0 / 0%	0 / 0%	0 / 0%	0 / 0%
S	***	0 / 0%	0 / 0%	0 / 0%	0 / 0%	0 / 0%	0 / 0%	0 / 0%
-TC	0	0 / 0%	0 / 0%	0 / 0%	0 / 0%	0 / 0%	0 / 0%	0 / 0%
-I	0	0 / 0%	0 / 0%	0 / 0%	0 / 0%	0 / 0%	0 / 0%	0 / 0%
	0	0 / 0%	0 / 0%	0 / 0%	0 / 0%	0 / 0%	0 / 0%	0 / 0%

580 - TEXAS WATER DEVELOPMENT BOARD - BUILDING CONSTRUCTION UNADJUSTED GOAL IS 21.1%

T	0	0 / 0%	0 / 0%	0 / 0%	0 / 0%	0 / 0%	0 / 0%	0 / 0%
N	0	0 / 0%	0 / 0%	0 / 0%	0 / 0%	0 / 0%	0 / 0%	0 / 0%
S	***	0 / 0%	0 / 0%	0 / 0%	0 / 0%	0 / 0%	0 / 0%	0 / 0%
-TC	0	0 / 0%	0 / 0%	0 / 0%	0 / 0%	0 / 0%	0 / 0%	0 / 0%
-I	0	0 / 0%	0 / 0%	0 / 0%	0 / 0%	0 / 0%	0 / 0%	0 / 0%
	0	0 / 0%	0 / 0%	0 / 0%	0 / 0%	0 / 0%	0 / 0%	0 / 0%

580 - TEXAS WATER DEVELOPMENT BOARD - SPECIAL TRADE UNADJUSTED GOAL IS 32.9%

T	\$1,307	0 / 0%	0 / 0%	0 / 0%	0 / 0%	0 / 0%	0 / 0%	0 / 0%
N	0	0 / 0%	0 / 0%	0 / 0%	0 / 0%	0 / 0%	0 / 0%	0 / 0%
S	***	0 / 0%	0 / 0%	0 / 0%	0 / 0%	0 / 0%	0 / 0%	0 / 0%
-TC	0	0 / 0%	0 / 0%	0 / 0%	0 / 0%	0 / 0%	0 / 0%	0 / 0%
-I	0	0 / 0%	0 / 0%	0 / 0%	0 / 0%	0 / 0%	0 / 0%	0 / 0%
	\$1,307	0 / 0%	0 / 0%	0 / 0%	0 / 0%	0 / 0%	0 / 0%	0 / 0%

*** DOLLARS REPORTED BUT NOT SHOWN IN THESE COLUMNS. T=TREASURY, N=NON-TREASURY, S=SUBCONTRACTOR FUNDS & PROCUREMENT CARD HUB PURCHASES, TC=TERM CONTRACT, I= INTER GOVERNMENTAL



TEXAS HISTORICALLY UNDERUTILIZED BUSINESS (HUB) SEMI-ANNUAL REPORT RECEIVED FOR FISCAL YEAR 2024

SECTION VII - STATE AGENCY EXPENDITURE DATA

FUND TYPE	TOTAL EXPENDITURE	TOTAL SPENT WITH HUBS AMOUNT / %	BLACK AMOUNT / %	HISPANIC AMOUNT / %	WOMAN AMOUNT / %	ASIAN PACIFIC AMOUNT / %	NATIVE AMERICAN AMOUNT / %	SERVICE-DISABLED VETERAN AMOUNT / %
-----------	-------------------	----------------------------------	------------------	---------------------	------------------	--------------------------	----------------------------	-------------------------------------

580 - TEXAS WATER DEVELOPMENT BOARD - PROFESSIONAL SERVICES UNADJUSTED GOAL IS 23.7%

T	\$4,804,294	0 / 0%	0 / 0%	0 / 0%	0 / 0%	0 / 0%	0 / 0%	0 / 0%
N	0	0 / 0%	0 / 0%	0 / 0%	0 / 0%	0 / 0%	0 / 0%	0 / 0%
S	***	\$460,761 / 10.33%	0 / 0%	0 / 0%	\$429,579 / 9.63%	\$31,183 / 0.70%	0 / 0%	0 / 0%
-TC	0	0 / 0%	0 / 0%	0 / 0%	0 / 0%	0 / 0%	0 / 0%	0 / 0%
-I	0	0 / 0%	0 / 0%	0 / 0%	0 / 0%	0 / 0%	0 / 0%	0 / 0%
	\$4,804,294	\$460,761 / 10.33%	0 / 0%	0 / 0%	\$429,579 / 9.63%	\$31,183 / 0.70%	0 / 0%	0 / 0%

580 - TEXAS WATER DEVELOPMENT BOARD - OTHER SERVICES UNADJUSTED GOAL IS 26%

T	\$3,335,125	\$561,815 / 16.85%	\$2,810 / 0.08%	\$220,569 / 6.61%	\$178,916 / 5.36%	\$159,520 / 4.78%	0 / 0%	0 / 0%
N	0	0 / 0%	0 / 0%	0 / 0%	0 / 0%	0 / 0%	0 / 0%	0 / 0%
S	***	\$562 / 0.06%	0 / 0%	0 / 0%	0 / 0%	\$562 / 0.06%	0 / 0%	0 / 0%
-TC	\$15,216	0 / 0%	0 / 0%	0 / 0%	0 / 0%	0 / 0%	0 / 0%	0 / 0%
-I	0	0 / 0%	0 / 0%	0 / 0%	0 / 0%	0 / 0%	0 / 0%	0 / 0%
	\$3,319,910	\$562,377 / 16.91%	\$2,810 / 0.08%	\$220,569 / 6.61%	\$178,916 / 5.36%	\$160,082 / 4.84%	0 / 0%	0 / 0%

580 - TEXAS WATER DEVELOPMENT BOARD - COMMODITY PURCHASING UNADJUSTED GOAL IS 21.1%

T	\$1,163,188	\$449,490 / 38.64%	\$11,560 / 0.99%	\$2,497 / 0.21%	\$422,937 / 36.36%	\$12,496 / 1.07%	0 / 0%	0 / 0%
N	0	0 / 0%	0 / 0%	0 / 0%	0 / 0%	0 / 0%	0 / 0%	0 / 0%
S	***	0 / 0%	0 / 0%	0 / 0%	0 / 0%	0 / 0%	0 / 0%	0 / 0%
-TC	\$30,612	0 / 0%	0 / 0%	0 / 0%	0 / 0%	0 / 0%	0 / 0%	0 / 0%
-I	0	0 / 0%	0 / 0%	0 / 0%	0 / 0%	0 / 0%	0 / 0%	0 / 0%
	\$1,132,576	\$449,490 / 38.64%	\$11,560 / 0.99%	\$2,497 / 0.21%	\$422,937 / 36.36%	\$12,496 / 1.07%	0 / 0%	0 / 0%

*** DOLLARS REPORTED BUT NOT SHOWN IN THESE COLUMNS. T=TREASURY, N=NON-TREASURY, S=SUBCONTRACTOR FUNDS & PROCUREMENT CARD HUB PURCHASES, TC=TERM CONTRACT, I= INTER GOVERNMENT



TEXAS HISTORICALLY UNDERUTILIZED BUSINESS (HUB) SEMI-ANNUAL REPORT RECEIVED FOR FISCAL YEAR 2024

SECTION VII - STATE AGENCY EXPENDITURE DATA

FUND TYPE	TOTAL EXPENDITURE	TOTAL SPENT WITH HUBS AMOUNT / %	BLACK AMOUNT / %	HISPANIC AMOUNT / %	WOMAN AMOUNT / %	ASIAN PACIFIC AMOUNT / %	NATIVE AMERICAN AMOUNT / %	SERVICE-DISABLED VETERAN AMOUNT / %
580 - TEXAS WATER DEVELOPMENT BOARD - Statewide Grand Total Expenditures								
T	\$9,303,914	\$1,011,305 / 10.87%	\$14,370 / 0.15%	\$223,066 / 2.40%	\$601,853 / 6.47%	\$172,016 / 1.85%	0 / 0%	0 / 0%
N	0	0 / 0%	0 / 0%	0 / 0%	0 / 0%	0 / 0%	0 / 0%	0 / 0%
S	***	\$461,324 / 8.58%	0 / 0%	0 / 0%	\$429,579 / 7.99%	\$31,745 / 0.59%	0 / 0%	0 / 0%
-TC	\$45,828	0 / 0%	0 / 0%	0 / 0%	0 / 0%	0 / 0%	0 / 0%	0 / 0%
-I	0	0 / 0%	0 / 0%	0 / 0%	0 / 0%	0 / 0%	0 / 0%	0 / 0%
	\$9,258,086	\$1,472,628 / 19.45%	\$14,370 / 0.15%	\$223,066 / 2.40%	\$1,031,432 / 14.46%	\$203,760 / 2.44%	0 / 0%	0 / 0%

*** DOLLARS REPORTED BUT NOT SHOWN IN THESE COLUMNS. T=TREASURY, N=NON-TREASURY, S=SUBCONTRACTOR FUNDS & PROCUREMENT CARD HUB PURCHASES, TC=TERM CONTRACT, I= INTER GOVERNMENTAL



TEXAS HISTORICALLY UNDERUTILIZED BUSINESS (HUB) SEMI-ANNUAL REPORT RECEIVED FOR FISCAL YEAR 2024

SECTION VII - STATE AGENCY EXPENDITURE DATA

FUND TYPE	TOTAL EXPENDITURE	TOTAL SPENT WITH HUBS AMOUNT / %	BLACK AMOUNT / %	HISPANIC AMOUNT / %	WOMAN AMOUNT / %	ASIAN PACIFIC AMOUNT / %	NATIVE AMERICAN AMOUNT / %	SERVICE-DISABLED VETERAN AMOUNT / %
582 - TEXAS COMM ON ENVIRONMENTAL QUALITY - HEAVY CONSTRUCTION UNADJUSTED GOAL IS 11.2%								
T	0	0 / 0%	0 / 0%	0 / 0%	0 / 0%	0 / 0%	0 / 0%	0 / 0%
N	0	0 / 0%	0 / 0%	0 / 0%	0 / 0%	0 / 0%	0 / 0%	0 / 0%
S	***	0 / 0%	0 / 0%	0 / 0%	0 / 0%	0 / 0%	0 / 0%	0 / 0%
-TC	0	0 / 0%	0 / 0%	0 / 0%	0 / 0%	0 / 0%	0 / 0%	0 / 0%
-I	0	0 / 0%	0 / 0%	0 / 0%	0 / 0%	0 / 0%	0 / 0%	0 / 0%
	0	0 / 0%	0 / 0%	0 / 0%	0 / 0%	0 / 0%	0 / 0%	0 / 0%
582 - TEXAS COMM ON ENVIRONMENTAL QUALITY - BUILDING CONSTRUCTION UNADJUSTED GOAL IS 21.1%								
T	0	0 / 0%	0 / 0%	0 / 0%	0 / 0%	0 / 0%	0 / 0%	0 / 0%
N	0	0 / 0%	0 / 0%	0 / 0%	0 / 0%	0 / 0%	0 / 0%	0 / 0%
S	***	0 / 0%	0 / 0%	0 / 0%	0 / 0%	0 / 0%	0 / 0%	0 / 0%
-TC	0	0 / 0%	0 / 0%	0 / 0%	0 / 0%	0 / 0%	0 / 0%	0 / 0%
-I	0	0 / 0%	0 / 0%	0 / 0%	0 / 0%	0 / 0%	0 / 0%	0 / 0%
	0	0 / 0%	0 / 0%	0 / 0%	0 / 0%	0 / 0%	0 / 0%	0 / 0%
582 - TEXAS COMM ON ENVIRONMENTAL QUALITY - SPECIAL TRADE UNADJUSTED GOAL IS 32.9%								
T	\$251,160	\$185,774 / 73.97%	\$37,506 / 14.93%	\$98,588 / 39.25%	\$49,680 / 19.78%	0 / 0%	0 / 0%	0 / 0%
N	0	0 / 0%	0 / 0%	0 / 0%	0 / 0%	0 / 0%	0 / 0%	0 / 0%
S	***	\$105 / 0.04%	\$105 / 0.04%	0 / 0%	0 / 0%	0 / 0%	0 / 0%	0 / 0%
-TC	0	0 / 0%	0 / 0%	0 / 0%	0 / 0%	0 / 0%	0 / 0%	0 / 0%
-I	0	0 / 0%	0 / 0%	0 / 0%	0 / 0%	0 / 0%	0 / 0%	0 / 0%
	\$251,160	\$185,879 / 74.01%	\$37,611 / 14.97%	\$98,588 / 39.25%	\$49,680 / 19.78%	0 / 0%	0 / 0%	0 / 0%

*** DOLLARS REPORTED BUT NOT SHOWN IN THESE COLUMNS. T=TREASURY, N=NON-TREASURY, S=SUBCONTRACTOR FUNDS & PROCUREMENT CARD HUB PURCHASES, TC=TERM CONTRACT, I= INTER GOVERNMENT



TEXAS HISTORICALLY UNDERUTILIZED BUSINESS (HUB) SEMI-ANNUAL REPORT RECEIVED FOR FISCAL YEAR 2024

SECTION VII - STATE AGENCY EXPENDITURE DATA

FUND TYPE	TOTAL EXPENDITURE	TOTAL SPENT WITH HUBS AMOUNT / %	BLACK AMOUNT / %	HISPANIC AMOUNT / %	WOMAN AMOUNT / %	ASIAN PACIFIC AMOUNT / %	NATIVE AMERICAN AMOUNT / %	SERVICE-DISABLED VETERAN AMOUNT / %
582 - TEXAS COMM ON ENVIRONMENTAL QUALITY - PROFESSIONAL SERVICES UNADJUSTED GOAL IS 23.7%								
T	\$2,625,678	0 / 0%	0 / 0%	0 / 0%	0 / 0%	0 / 0%	0 / 0%	0 / 0%
N	0	0 / 0%	0 / 0%	0 / 0%	0 / 0%	0 / 0%	0 / 0%	0 / 0%
S	***	\$194,998 / 7.43%	0 / 0%	\$12,084 / 0.46%	\$100,414 / 3.82%	\$75,300 / 2.87%	0 / 0%	\$7,200 / 0.27%
-TC	0	0 / 0%	0 / 0%	0 / 0%	0 / 0%	0 / 0%	0 / 0%	0 / 0%
-I	0	0 / 0%	0 / 0%	0 / 0%	0 / 0%	0 / 0%	0 / 0%	0 / 0%
	\$2,625,678	\$194,998 / 7.43%	0 / 0%	\$12,084 / 0.46%	\$100,414 / 3.82%	\$75,300 / 2.87%	0 / 0%	\$7,200 / 0.27%

582 - TEXAS COMM ON ENVIRONMENTAL QUALITY - OTHER SERVICES UNADJUSTED GOAL IS 26%								
T	\$26,380,925	\$4,225,598 / 16.02%	\$39,486 / 0.15%	\$220,024 / 0.83%	\$2,703,282 / 10.25%	\$1,238,141 / 4.69%	0 / 0%	\$24,665 / 0.09%
N	0	0 / 0%	0 / 0%	0 / 0%	0 / 0%	0 / 0%	0 / 0%	0 / 0%
S	***	\$3,198,004 / 16.22%	\$627,903 / 3.19%	\$912,048 / 4.63%	\$1,290,371 / 6.55%	\$364,720 / 1.85%	0 / 0%	\$2,961 / 0.02%
-TC	\$362,733	0 / 0%	0 / 0%	0 / 0%	0 / 0%	0 / 0%	0 / 0%	0 / 0%
-I	\$1,787,452	0 / 0%	0 / 0%	0 / 0%	0 / 0%	0 / 0%	0 / 0%	0 / 0%
	\$24,230,740	\$7,423,601 / 32.24%	\$667,389 / 3.34%	\$1,132,072 / 5.46%	\$3,993,654 / 16.79%	\$1,602,861 / 6.54%	0 / 0%	\$27,626 / 0.11%

582 - TEXAS COMM ON ENVIRONMENTAL QUALITY - COMMODITY PURCHASING UNADJUSTED GOAL IS 21.1%								
T	\$6,398,320	\$928,778 / 14.52%	\$38,610 / 0.60%	0 / 0%	\$840,341 / 13.13%	\$49,828 / 0.78%	0 / 0%	0 / 0%
N	0	0 / 0%	0 / 0%	0 / 0%	0 / 0%	0 / 0%	0 / 0%	0 / 0%
S	***	\$45,749 / 3.28%	\$9,351 / 0.67%	\$11,704 / 0.84%	\$24,430 / 1.75%	\$264 / 0.02%	0 / 0%	0 / 0%
-TC	\$592,711	0 / 0%	0 / 0%	0 / 0%	0 / 0%	0 / 0%	0 / 0%	0 / 0%
-I	\$33,255	0 / 0%	0 / 0%	0 / 0%	0 / 0%	0 / 0%	0 / 0%	0 / 0%
	\$5,772,353	\$974,527 / 17.80%	\$47,961 / 1.27%	\$11,704 / 0.84%	\$864,771 / 14.89%	\$50,091 / 0.80%	0 / 0%	0 / 0%

*** DOLLARS REPORTED BUT NOT SHOWN IN THESE COLUMNS. T=TREASURY, N=NON-TREASURY, S=SUBCONTRACTOR FUNDS & PROCUREMENT CARD HUB PURCHASES, TC=TERM CONTRACT, I= INTER GOVERNMENTAL



TEXAS HISTORICALLY UNDERUTILIZED BUSINESS (HUB) SEMI-ANNUAL REPORT RECEIVED FOR FISCAL YEAR 2024

SECTION VII - STATE AGENCY EXPENDITURE DATA

FUND TYPE	TOTAL EXPENDITURE	TOTAL SPENT WITH HUBS AMOUNT / %	BLACK AMOUNT / %	HISPANIC AMOUNT / %	WOMAN AMOUNT / %	ASIAN PACIFIC AMOUNT / %	NATIVE AMERICAN AMOUNT / %	SERVICE-DISABLED VETERAN AMOUNT / %
582 - TEXAS COMM ON ENVIRONMENTAL QUALITY - Statewide Grand Total Expenditures								
T	\$35,656,084	\$5,340,150 / 14.98%	\$115,602 / 0.32%	\$318,612 / 0.89%	\$3,593,303 / 10.08%	\$1,287,969 / 3.61%	0 / 0%	\$24,665 / 0.07%
N	0	0 / 0%	0 / 0%	0 / 0%	0 / 0%	0 / 0%	0 / 0%	0 / 0%
S	***	\$3,438,855 / 14.34%	\$637,359 / 2.66%	\$935,836 / 3.90%	\$1,415,215 / 5.90%	\$440,284 / 1.84%	0 / 0%	\$10,161 / 0.04%
-TC	\$955,445	0 / 0%	0 / 0%	0 / 0%	0 / 0%	0 / 0%	0 / 0%	0 / 0%
-I	\$1,820,707	0 / 0%	0 / 0%	0 / 0%	0 / 0%	0 / 0%	0 / 0%	0 / 0%
	\$32,879,932	\$8,779,005 / 29.32%	\$752,960 / 2.98%	\$1,254,448 / 4.80%	\$5,008,518 / 15.98%	\$1,728,253 / 5.45%	0 / 0%	\$34,826 / 0.11%

*** DOLLARS REPORTED BUT NOT SHOWN IN THESE COLUMNS. T=TREASURY, N=NON-TREASURY, S=SUBCONTRACTOR FUNDS & PROCUREMENT CARD HUB PURCHASES, TC=TERM CONTRACT, I= INTER GOVERNMENTAL



TEXAS HISTORICALLY UNDERUTILIZED BUSINESS (HUB) SEMI-ANNUAL REPORT RECEIVED FOR FISCAL YEAR 2024

SECTION VII - STATE AGENCY EXPENDITURE DATA

FUND TYPE	TOTAL EXPENDITURE	TOTAL SPENT WITH HUBS AMOUNT / %	BLACK AMOUNT / %	HISPANIC AMOUNT / %	WOMAN AMOUNT / %	ASIAN PACIFIC AMOUNT / %	NATIVE AMERICAN AMOUNT / %	SERVICE-DISABLED VETERAN AMOUNT / %
-----------	-------------------	----------------------------------	------------------	---------------------	------------------	--------------------------	----------------------------	-------------------------------------

592 - SOIL & WATER CONSERVATION BOARD - HEAVY CONSTRUCTION UNADJUSTED GOAL IS 11.2%

T	0	0 / 0%	0 / 0%	0 / 0%	0 / 0%	0 / 0%	0 / 0%	0 / 0%
N	0	0 / 0%	0 / 0%	0 / 0%	0 / 0%	0 / 0%	0 / 0%	0 / 0%
S	***	0 / 0%	0 / 0%	0 / 0%	0 / 0%	0 / 0%	0 / 0%	0 / 0%
-TC	0	0 / 0%	0 / 0%	0 / 0%	0 / 0%	0 / 0%	0 / 0%	0 / 0%
-I	0	0 / 0%	0 / 0%	0 / 0%	0 / 0%	0 / 0%	0 / 0%	0 / 0%
	0	0 / 0%	0 / 0%	0 / 0%	0 / 0%	0 / 0%	0 / 0%	0 / 0%

592 - SOIL & WATER CONSERVATION BOARD - BUILDING CONSTRUCTION UNADJUSTED GOAL IS 21.1%

T	0	0 / 0%	0 / 0%	0 / 0%	0 / 0%	0 / 0%	0 / 0%	0 / 0%
N	0	0 / 0%	0 / 0%	0 / 0%	0 / 0%	0 / 0%	0 / 0%	0 / 0%
S	***	0 / 0%	0 / 0%	0 / 0%	0 / 0%	0 / 0%	0 / 0%	0 / 0%
-TC	0	0 / 0%	0 / 0%	0 / 0%	0 / 0%	0 / 0%	0 / 0%	0 / 0%
-I	0	0 / 0%	0 / 0%	0 / 0%	0 / 0%	0 / 0%	0 / 0%	0 / 0%
	0	0 / 0%	0 / 0%	0 / 0%	0 / 0%	0 / 0%	0 / 0%	0 / 0%

592 - SOIL & WATER CONSERVATION BOARD - SPECIAL TRADE UNADJUSTED GOAL IS 32.9%

T	\$1,766	0 / 0%	0 / 0%	0 / 0%	0 / 0%	0 / 0%	0 / 0%	0 / 0%
N	0	0 / 0%	0 / 0%	0 / 0%	0 / 0%	0 / 0%	0 / 0%	0 / 0%
S	***	0 / 0%	0 / 0%	0 / 0%	0 / 0%	0 / 0%	0 / 0%	0 / 0%
-TC	0	0 / 0%	0 / 0%	0 / 0%	0 / 0%	0 / 0%	0 / 0%	0 / 0%
-I	0	0 / 0%	0 / 0%	0 / 0%	0 / 0%	0 / 0%	0 / 0%	0 / 0%
	\$1,766	0 / 0%	0 / 0%	0 / 0%	0 / 0%	0 / 0%	0 / 0%	0 / 0%

*** DOLLARS REPORTED BUT NOT SHOWN IN THESE COLUMNS. T=TREASURY, N=NON-TREASURY, S=SUBCONTRACTOR FUNDS & PROCUREMENT CARD HUB PURCHASES, TC=TERM CONTRACT, I= INTER GOVERNMENT



TEXAS HISTORICALLY UNDERUTILIZED BUSINESS (HUB) SEMI-ANNUAL REPORT RECEIVED FOR FISCAL YEAR 2024

SECTION VII - STATE AGENCY EXPENDITURE DATA

FUND TYPE	TOTAL EXPENDITURE	TOTAL SPENT WITH HUBS AMOUNT / %	BLACK AMOUNT / %	HISPANIC AMOUNT / %	WOMAN AMOUNT / %	ASIAN PACIFIC AMOUNT / %	NATIVE AMERICAN AMOUNT / %	SERVICE-DISABLED VETERAN AMOUNT / %
592 - SOIL & WATER CONSERVATION BOARD - PROFESSIONAL SERVICES UNADJUSTED GOAL IS 23.7%								
T	\$3,175,151	\$20,623 / 0.65%	\$20,623 / 0.65%	0 / 0%	0 / 0%	0 / 0%	0 / 0%	0 / 0%
N	0	0 / 0%	0 / 0%	0 / 0%	0 / 0%	0 / 0%	0 / 0%	0 / 0%
S	***	\$14,570 / 0.46%	0 / 0%	0 / 0%	0 / 0%	\$14,570 / 0.46%	0 / 0%	0 / 0%
-TC	0	0 / 0%	0 / 0%	0 / 0%	0 / 0%	0 / 0%	0 / 0%	0 / 0%
-I	0	0 / 0%	0 / 0%	0 / 0%	0 / 0%	0 / 0%	0 / 0%	0 / 0%
	\$3,175,151	\$35,193 / 1.11%	\$20,623 / 0.65%	0 / 0%	0 / 0%	\$14,570 / 0.46%	0 / 0%	0 / 0%
592 - SOIL & WATER CONSERVATION BOARD - OTHER SERVICES UNADJUSTED GOAL IS 26%								
T	\$2,449,357	\$6,714 / 0.27%	\$4,065 / 0.17%	0 / 0%	\$592 / 0.02%	\$2,057 / 0.08%	0 / 0%	0 / 0%
N	0	0 / 0%	0 / 0%	0 / 0%	0 / 0%	0 / 0%	0 / 0%	0 / 0%
S	***	0 / 0%	0 / 0%	0 / 0%	0 / 0%	0 / 0%	0 / 0%	0 / 0%
-TC	\$1,292	0 / 0%	0 / 0%	0 / 0%	0 / 0%	0 / 0%	0 / 0%	0 / 0%
-I	0	0 / 0%	0 / 0%	0 / 0%	0 / 0%	0 / 0%	0 / 0%	0 / 0%
	\$2,448,065	\$6,714 / 0.27%	\$4,065 / 0.17%	0 / 0%	\$592 / 0.02%	\$2,057 / 0.08%	0 / 0%	0 / 0%
592 - SOIL & WATER CONSERVATION BOARD - COMMODITY PURCHASING UNADJUSTED GOAL IS 21.1%								
T	\$162,234	\$36,501 / 22.50%	\$25 / 0.02%	0 / 0%	\$18,349 / 11.31%	\$18,127 / 11.17%	0 / 0%	0 / 0%
N	0	0 / 0%	0 / 0%	0 / 0%	0 / 0%	0 / 0%	0 / 0%	0 / 0%
S	***	0 / 0%	0 / 0%	0 / 0%	0 / 0%	0 / 0%	0 / 0%	0 / 0%
-TC	\$44,435	0 / 0%	0 / 0%	0 / 0%	0 / 0%	0 / 0%	0 / 0%	0 / 0%
-I	0	0 / 0%	0 / 0%	0 / 0%	0 / 0%	0 / 0%	0 / 0%	0 / 0%
	\$117,799	\$36,501 / 22.50%	\$25 / 0.02%	0 / 0%	\$18,349 / 11.31%	\$18,127 / 11.17%	0 / 0%	0 / 0%

*** DOLLARS REPORTED BUT NOT SHOWN IN THESE COLUMNS. T=TREASURY, N=NON-TREASURY, S=SUBCONTRACTOR FUNDS & PROCUREMENT CARD HUB PURCHASES, TC=TERM CONTRACT, I= INTER GOVERNMENT



TEXAS HISTORICALLY UNDERUTILIZED BUSINESS (HUB) SEMI-ANNUAL REPORT RECEIVED FOR FISCAL YEAR 2024

SECTION VII - STATE AGENCY EXPENDITURE DATA

FUND TYPE	TOTAL EXPENDITURE	TOTAL SPENT WITH HUBS AMOUNT / %	BLACK AMOUNT / %	HISPANIC AMOUNT / %	WOMAN AMOUNT / %	ASIAN PACIFIC AMOUNT / %	NATIVE AMERICAN AMOUNT / %	SERVICE-DISABLED VETERAN AMOUNT / %
592 - SOIL & WATER CONSERVATION BOARD - Statewide Grand Total Expenditures								
T	\$5,788,508	\$63,837 / 1.10%	\$24,712 / 0.43%	0 / 0%	\$18,941 / 0.33%	\$20,184 / 0.35%	0 / 0%	0 / 0%
N	0	0 / 0%	0 / 0%	0 / 0%	0 / 0%	0 / 0%	0 / 0%	0 / 0%
S	***	\$14,570 / 0.46%	0 / 0%	0 / 0%	0 / 0%	\$14,570 / 0.46%	0 / 0%	0 / 0%
-TC	\$45,727	0 / 0%	0 / 0%	0 / 0%	0 / 0%	0 / 0%	0 / 0%	0 / 0%
-I	0	0 / 0%	0 / 0%	0 / 0%	0 / 0%	0 / 0%	0 / 0%	0 / 0%
	\$5,742,781	\$78,407 / 1.56%	\$24,712 / 0.43%	0 / 0%	\$18,941 / 0.33%	\$34,754 / 0.81%	0 / 0%	0 / 0%

*** DOLLARS REPORTED BUT NOT SHOWN IN THESE COLUMNS. T=TREASURY, N=NON-TREASURY, S=SUBCONTRACTOR FUNDS & PROCUREMENT CARD HUB PURCHASES, TC=TERM CONTRACT, I= INTER GOVERNMENTAL



TEXAS HISTORICALLY UNDERUTILIZED BUSINESS (HUB) SEMI-ANNUAL REPORT RECEIVED FOR FISCAL YEAR 2024

SECTION VII - STATE AGENCY EXPENDITURE DATA

FUND TYPE	TOTAL EXPENDITURE	TOTAL SPENT WITH HUBS AMOUNT / %	BLACK AMOUNT / %	HISPANIC AMOUNT / %	WOMAN AMOUNT / %	ASIAN PACIFIC AMOUNT / %	NATIVE AMERICAN AMOUNT / %	SERVICE-DISABLED VETERAN AMOUNT / %
601 - TEXAS DEPARTMENT OF TRANSPORTATION - HEAVY CONSTRUCTION UNADJUSTED GOAL IS 11.2%								
T	\$4,943,553,950	\$73,768,573 / 1.49%	\$12,750,506 / 0.26%	\$37,578,576 / 0.76%	\$21,181,376 / 0.43%	\$2,238,756 / 0.05%	\$19,358 / 0.00%	0 / 0%
N	0	0 / 0%	0 / 0%	0 / 0%	0 / 0%	0 / 0%	0 / 0%	0 / 0%
S	***	\$190,748,090 / 3.98%	\$13,069,941 / 0.27%	\$84,997,731 / 1.78%	\$67,900,865 / 1.42%	\$10,709,959 / 0.22%	\$14,069,594 / 0.29%	0 / 0%
-TC	0	0 / 0%	0 / 0%	0 / 0%	0 / 0%	0 / 0%	0 / 0%	0 / 0%
-I	\$155,687,204	0 / 0%	0 / 0%	0 / 0%	0 / 0%	0 / 0%	0 / 0%	0 / 0%
	\$4,787,866,746	\$264,516,663 / 5.48%	\$25,820,447 / 0.53%	\$122,576,307 / 2.54%	\$89,082,241 / 1.85%	\$12,948,716 / 0.27%	\$14,088,952 / 0.29%	0 / 0%

601 - TEXAS DEPARTMENT OF TRANSPORTATION - BUILDING CONSTRUCTION UNADJUSTED GOAL IS 21.1%								
T	\$77,340,642	\$10,150,197 / 13.12%	\$181,362 / 0.23%	\$6,511,377 / 8.42%	\$2,799,077 / 3.62%	\$150,195 / 0.19%	\$508,185 / 0.66%	0 / 0%
N	0	0 / 0%	0 / 0%	0 / 0%	0 / 0%	0 / 0%	0 / 0%	0 / 0%
S	***	\$5,290,571 / 7.00%	\$4,150 / 0.01%	\$4,276,583 / 5.66%	\$931,058 / 1.23%	0 / 0%	\$68,780 / 0.09%	\$10,000 / 0.01%
-TC	\$6,218,830	\$233,167 / 3.75%	0 / 0%	0 / 0%	\$233,167 / 3.75%	0 / 0%	0 / 0%	0 / 0%
-I	\$1,547,784	0 / 0%	0 / 0%	0 / 0%	0 / 0%	0 / 0%	0 / 0%	0 / 0%
	\$69,574,029	\$15,207,601 / 23.87%	\$185,512 / 0.24%	\$10,787,961 / 14.08%	\$3,496,968 / 8.60%	\$150,195 / 0.19%	\$576,965 / 0.75%	\$10,000 / 0.01%

601 - TEXAS DEPARTMENT OF TRANSPORTATION - SPECIAL TRADE UNADJUSTED GOAL IS 32.9%								
T	\$59,424,955	\$12,635,888 / 21.26%	\$395,000 / 0.66%	\$10,390,112 / 17.48%	\$1,660,215 / 2.79%	\$2,140 / 0.00%	\$180,721 / 0.30%	\$7,700 / 0.01%
N	0	0 / 0%	0 / 0%	0 / 0%	0 / 0%	0 / 0%	0 / 0%	0 / 0%
S	***	\$1,318,251 / 4.34%	\$263,357 / 0.87%	\$794,413 / 2.62%	\$257,884 / 0.85%	0 / 0%	\$1,999 / 0.01%	\$599 / 0.00%
-TC	0	0 / 0%	0 / 0%	0 / 0%	0 / 0%	0 / 0%	0 / 0%	0 / 0%
-I	\$3,113,627	0 / 0%	0 / 0%	0 / 0%	0 / 0%	0 / 0%	0 / 0%	0 / 0%
	\$56,311,328	\$13,954,139 / 25.61%	\$658,357 / 1.53%	\$11,184,525 / 20.10%	\$1,918,099 / 3.64%	\$2,140 / 0.00%	\$182,720 / 0.31%	\$8,299 / 0.01%

*** DOLLARS REPORTED BUT NOT SHOWN IN THESE COLUMNS. T=TREASURY, N=NON-TREASURY, S=SUBCONTRACTOR FUNDS & PROCUREMENT CARD HUB PURCHASES, TC=TERM CONTRACT, I= INTER GOVERNMENTAL



TEXAS HISTORICALLY UNDERUTILIZED BUSINESS (HUB) SEMI-ANNUAL REPORT RECEIVED FOR FISCAL YEAR 2024

SECTION VII - STATE AGENCY EXPENDITURE DATA

FUND TYPE	TOTAL EXPENDITURE	TOTAL SPENT WITH HUBS AMOUNT / %	BLACK AMOUNT / %	HISPANIC AMOUNT / %	WOMAN AMOUNT / %	ASIAN PACIFIC AMOUNT / %	NATIVE AMERICAN AMOUNT / %	SERVICE-DISABLED VETERAN AMOUNT / %
601 - TEXAS DEPARTMENT OF TRANSPORTATION - PROFESSIONAL SERVICES UNADJUSTED GOAL IS 23.7%								
T	\$706,017,693	\$103,175,209 / 14.61%	\$849,163 / 0.12%	\$53,845,253 / 7.63%	\$26,748,456 / 3.79%	\$20,565,617 / 2.91%	\$1,166,719 / 0.17%	0 / 0%
N	0	0 / 0%	0 / 0%	0 / 0%	0 / 0%	0 / 0%	0 / 0%	0 / 0%
S	***	\$106,800,562 / 15.21%	\$8,365,244 / 1.19%	\$42,899,652 / 6.11%	\$24,076,433 / 3.43%	\$24,640,239 / 3.51%	\$5,865,567 / 0.84%	\$953,426 / 0.14%
-TC	0	0 / 0%	0 / 0%	0 / 0%	0 / 0%	0 / 0%	0 / 0%	0 / 0%
-I	\$3,006,045	0 / 0%	0 / 0%	0 / 0%	0 / 0%	0 / 0%	0 / 0%	0 / 0%
	\$703,011,648	\$209,975,771 / 29.83%	\$9,214,407 / 1.31%	\$96,744,905 / 13.74%	\$50,824,890 / 7.22%	\$45,205,856 / 6.42%	\$7,032,286 / 1.00%	\$953,426 / 0.14%

601 - TEXAS DEPARTMENT OF TRANSPORTATION - OTHER SERVICES UNADJUSTED GOAL IS 26%								
T	\$681,812,554	\$98,336,132 / 14.42%	\$3,914,055 / 0.57%	\$21,781,608 / 3.19%	\$53,182,163 / 7.80%	\$17,768,500 / 2.61%	\$1,566,765 / 0.23%	\$123,041 / 0.02%
N	0	0 / 0%	0 / 0%	0 / 0%	0 / 0%	0 / 0%	0 / 0%	0 / 0%
S	***	\$3,938,005 / 0.74%	\$121,359 / 0.02%	\$490,272 / 0.09%	\$3,324,683 / 0.62%	\$1,691 / 0.00%	0 / 0%	0 / 0%
-TC	\$1,895,910	\$564,243 / 29.76%	0 / 0%	0 / 0%	\$564,243 / 29.76%	0 / 0%	0 / 0%	0 / 0%
-I	\$11,810,376	0 / 0%	0 / 0%	0 / 0%	0 / 0%	0 / 0%	0 / 0%	0 / 0%
	\$668,106,268	\$101,709,894 / 44.92%	\$4,035,414 / 0.60%	\$22,271,880 / 3.29%	\$55,942,603 / 38.18%	\$17,770,191 / 2.61%	\$1,566,765 / 0.23%	\$123,041 / 0.02%

601 - TEXAS DEPARTMENT OF TRANSPORTATION - COMMODITY PURCHASING UNADJUSTED GOAL IS 21.1%								
T	\$256,337,079	\$11,221,629 / 4.38%	\$4,946,860 / 1.93%	\$817,907 / 0.32%	\$5,153,058 / 2.01%	-\$326,182 / -0.13%	\$629,836 / 0.25%	\$150 / 0.00%
N	0	0 / 0%	0 / 0%	0 / 0%	0 / 0%	0 / 0%	0 / 0%	0 / 0%
S	***	\$176,966 / 0.07%	\$15,081 / 0.01%	\$51,332 / 0.02%	\$106,235 / 0.04%	0 / 0%	\$4,318 / 0.00%	0 / 0%
-TC	\$34,188,782	\$2,010,402 / 5.88%	\$14,416 / 0.04%	\$194,929 / 0.57%	\$993,400 / 2.91%	\$807,657 / 2.36%	0 / 0%	0 / 0%
-I	\$346,758	0 / 0%	0 / 0%	0 / 0%	0 / 0%	0 / 0%	0 / 0%	0 / 0%
	\$221,801,539	\$9,388,193 / 10.33%	\$4,947,525 / 1.98%	\$674,310 / 0.91%	\$4,265,893 / 4.96%	-\$1,133,839 / 2.24%	\$634,153 / 0.25%	\$150 / 0.00%

*** DOLLARS REPORTED BUT NOT SHOWN IN THESE COLUMNS. T=TREASURY, N=NON-TREASURY, S=SUBCONTRACTOR FUNDS & PROCUREMENT CARD HUB PURCHASES, TC=TERM CONTRACT, I= INTER GOVERNMENTAL



TEXAS HISTORICALLY UNDERUTILIZED BUSINESS (HUB) SEMI-ANNUAL REPORT RECEIVED FOR FISCAL YEAR 2024

SECTION VII - STATE AGENCY EXPENDITURE DATA

FUND TYPE	TOTAL EXPENDITURE	TOTAL SPENT WITH HUBS AMOUNT / %	BLACK AMOUNT / %	HISPANIC AMOUNT / %	WOMAN AMOUNT / %	ASIAN PACIFIC AMOUNT / %	NATIVE AMERICAN AMOUNT / %	SERVICE-DISABLED VETERAN AMOUNT / %
601 - TEXAS DEPARTMENT OF TRANSPORTATION - Statewide Grand Total Expenditures								
T	\$6,724,486,873	\$309,287,627 / 4.60%	\$23,036,947 / 0.34%	\$130,924,833 / 1.95%	\$110,724,346 / 1.65%	\$40,399,027 / 0.60%	\$4,071,583 / 0.06%	\$130,891 / 0.00%
N	0	0 / 0%	0 / 0%	0 / 0%	0 / 0%	0 / 0%	0 / 0%	0 / 0%
S	***	\$308,272,445 / 4.84%	\$21,839,132 / 0.34%	\$133,509,984 / 2.09%	\$96,597,157 / 1.52%	\$35,351,889 / 0.55%	\$20,010,258 / 0.31%	\$964,025 / 0.02%
-TC	\$42,303,522	\$2,807,812 / 6.64%	\$14,416 / 0.03%	\$194,929 / 0.46%	\$1,790,810 / 4.23%	\$807,657 / 1.91%	0 / 0%	0 / 0%
-I	\$175,511,794	0 / 0%	0 / 0%	0 / 0%	0 / 0%	0 / 0%	0 / 0%	0 / 0%
	\$6,506,671,557	\$614,752,260 / 16.07%	\$44,861,663 / 0.72%	\$264,239,888 / 4.50%	\$205,530,693 / 7.40%	\$74,943,260 / 3.06%	\$24,081,841 / 0.37%	\$1,094,916 / 0.02%

*** DOLLARS REPORTED BUT NOT SHOWN IN THESE COLUMNS. T=TREASURY, N=NON-TREASURY, S=SUBCONTRACTOR FUNDS & PROCUREMENT CARD HUB PURCHASES, TC=TERM CONTRACT, I= INTER GOVERNMENTAL



TEXAS HISTORICALLY UNDERUTILIZED BUSINESS (HUB) SEMI-ANNUAL REPORT RECEIVED FOR FISCAL YEAR 2024

SECTION VII - STATE AGENCY EXPENDITURE DATA

FUND TYPE	TOTAL EXPENDITURE	TOTAL SPENT WITH HUBS AMOUNT / %	BLACK AMOUNT / %	HISPANIC AMOUNT / %	WOMAN AMOUNT / %	ASIAN PACIFIC AMOUNT / %	NATIVE AMERICAN AMOUNT / %	SERVICE-DISABLED VETERAN AMOUNT / %
608 - TEXAS DEPARTMENT OF MOTOR VEHICLES - HEAVY CONSTRUCTION UNADJUSTED GOAL IS 11.2%								
T	\$8,058	0 / 0%	0 / 0%	0 / 0%	0 / 0%	0 / 0%	0 / 0%	0 / 0%
N	0	0 / 0%	0 / 0%	0 / 0%	0 / 0%	0 / 0%	0 / 0%	0 / 0%
S	***	0 / 0%	0 / 0%	0 / 0%	0 / 0%	0 / 0%	0 / 0%	0 / 0%
-TC	0	0 / 0%	0 / 0%	0 / 0%	0 / 0%	0 / 0%	0 / 0%	0 / 0%
-I	\$6,458	0 / 0%	0 / 0%	0 / 0%	0 / 0%	0 / 0%	0 / 0%	0 / 0%
	\$1,600	0 / 0%	0 / 0%	0 / 0%	0 / 0%	0 / 0%	0 / 0%	0 / 0%

608 - TEXAS DEPARTMENT OF MOTOR VEHICLES - BUILDING CONSTRUCTION UNADJUSTED GOAL IS 21.1%								
T	0	0 / 0%	0 / 0%	0 / 0%	0 / 0%	0 / 0%	0 / 0%	0 / 0%
N	0	0 / 0%	0 / 0%	0 / 0%	0 / 0%	0 / 0%	0 / 0%	0 / 0%
S	***	0 / 0%	0 / 0%	0 / 0%	0 / 0%	0 / 0%	0 / 0%	0 / 0%
-TC	0	0 / 0%	0 / 0%	0 / 0%	0 / 0%	0 / 0%	0 / 0%	0 / 0%
-I	0	0 / 0%	0 / 0%	0 / 0%	0 / 0%	0 / 0%	0 / 0%	0 / 0%
	0	0 / 0%	0 / 0%	0 / 0%	0 / 0%	0 / 0%	0 / 0%	0 / 0%

608 - TEXAS DEPARTMENT OF MOTOR VEHICLES - SPECIAL TRADE UNADJUSTED GOAL IS 32.9%								
T	\$837,237	\$3,327 / 0.40%	0 / 0%	0 / 0%	\$3,327 / 0.40%	0 / 0%	0 / 0%	0 / 0%
N	0	0 / 0%	0 / 0%	0 / 0%	0 / 0%	0 / 0%	0 / 0%	0 / 0%
S	***	0 / 0%	0 / 0%	0 / 0%	0 / 0%	0 / 0%	0 / 0%	0 / 0%
-TC	0	0 / 0%	0 / 0%	0 / 0%	0 / 0%	0 / 0%	0 / 0%	0 / 0%
-I	0	0 / 0%	0 / 0%	0 / 0%	0 / 0%	0 / 0%	0 / 0%	0 / 0%
	\$837,237	\$3,327 / 0.40%	0 / 0%	0 / 0%	\$3,327 / 0.40%	0 / 0%	0 / 0%	0 / 0%

*** DOLLARS REPORTED BUT NOT SHOWN IN THESE COLUMNS. T=TREASURY, N=NON-TREASURY, S=SUBCONTRACTOR FUNDS & PROCUREMENT CARD HUB PURCHASES, TC=TERM CONTRACT, I= INTER GOVERNMENT



TEXAS HISTORICALLY UNDERUTILIZED BUSINESS (HUB) SEMI-ANNUAL REPORT RECEIVED FOR FISCAL YEAR 2024

SECTION VII - STATE AGENCY EXPENDITURE DATA

FUND TYPE	TOTAL EXPENDITURE	TOTAL SPENT WITH HUBS AMOUNT / %	BLACK AMOUNT / %	HISPANIC AMOUNT / %	WOMAN AMOUNT / %	ASIAN PACIFIC AMOUNT / %	NATIVE AMERICAN AMOUNT / %	SERVICE-DISABLED VETERAN AMOUNT / %
-----------	-------------------	----------------------------------	------------------	---------------------	------------------	--------------------------	----------------------------	-------------------------------------

608 - TEXAS DEPARTMENT OF MOTOR VEHICLES - PROFESSIONAL SERVICES UNADJUSTED GOAL IS 23.7%

T	0	0 / 0%	0 / 0%	0 / 0%	0 / 0%	0 / 0%	0 / 0%	0 / 0%
N	0	0 / 0%	0 / 0%	0 / 0%	0 / 0%	0 / 0%	0 / 0%	0 / 0%
S	***	0 / 0%	0 / 0%	0 / 0%	0 / 0%	0 / 0%	0 / 0%	0 / 0%
-TC	0	0 / 0%	0 / 0%	0 / 0%	0 / 0%	0 / 0%	0 / 0%	0 / 0%
-I	0	0 / 0%	0 / 0%	0 / 0%	0 / 0%	0 / 0%	0 / 0%	0 / 0%
	0	0 / 0%	0 / 0%	0 / 0%	0 / 0%	0 / 0%	0 / 0%	0 / 0%

608 - TEXAS DEPARTMENT OF MOTOR VEHICLES - OTHER SERVICES UNADJUSTED GOAL IS 26%

T	\$23,283,392	\$4,381,225 / 18.82%	\$232,921 / 1.00%	\$1,914,577 / 8.22%	\$451,998 / 1.94%	\$1,781,728 / 7.65%	0 / 0%	0 / 0%
N	0	0 / 0%	0 / 0%	0 / 0%	0 / 0%	0 / 0%	0 / 0%	0 / 0%
S	***	\$194,437 / 1.84%	0 / 0%	0 / 0%	0 / 0%	\$194,437 / 1.84%	0 / 0%	0 / 0%
-TC	\$1,048,722	0 / 0%	0 / 0%	0 / 0%	0 / 0%	0 / 0%	0 / 0%	0 / 0%
-I	\$4,351,258	0 / 0%	0 / 0%	0 / 0%	0 / 0%	0 / 0%	0 / 0%	0 / 0%
	\$17,883,412	\$4,575,662 / 20.66%	\$232,921 / 1.00%	\$1,914,577 / 8.22%	\$451,998 / 1.94%	\$1,976,165 / 9.50%	0 / 0%	0 / 0%

608 - TEXAS DEPARTMENT OF MOTOR VEHICLES - COMMODITY PURCHASING UNADJUSTED GOAL IS 21.1%

T	\$2,729,537	\$1,017,612 / 37.28%	\$185,349 / 6.79%	0 / 0%	\$567,241 / 20.78%	\$264,006 / 9.67%	\$1,016 / 0.04%	0 / 0%
N	0	0 / 0%	0 / 0%	0 / 0%	0 / 0%	0 / 0%	0 / 0%	0 / 0%
S	***	0 / 0%	0 / 0%	0 / 0%	0 / 0%	0 / 0%	0 / 0%	0 / 0%
-TC	\$359,574	\$6,294 / 1.75%	0 / 0%	0 / 0%	\$6,294 / 1.75%	0 / 0%	0 / 0%	0 / 0%
-I	0	0 / 0%	0 / 0%	0 / 0%	0 / 0%	0 / 0%	0 / 0%	0 / 0%
	\$2,369,963	\$1,011,318 / 39.03%	\$185,349 / 6.79%	0 / 0%	\$560,947 / 22.53%	\$264,006 / 9.67%	\$1,016 / 0.04%	0 / 0%

*** DOLLARS REPORTED BUT NOT SHOWN IN THESE COLUMNS. T=TREASURY, N=NON-TREASURY, S=SUBCONTRACTOR FUNDS & PROCUREMENT CARD HUB PURCHASES, TC=TERM CONTRACT, I= INTER GOVERNMENTAL



TEXAS HISTORICALLY UNDERUTILIZED BUSINESS (HUB) SEMI-ANNUAL REPORT RECEIVED FOR FISCAL YEAR 2024

SECTION VII - STATE AGENCY EXPENDITURE DATA

FUND TYPE	TOTAL EXPENDITURE	TOTAL SPENT WITH HUBS AMOUNT / %	BLACK AMOUNT / %	HISPANIC AMOUNT / %	WOMAN AMOUNT / %	ASIAN PACIFIC AMOUNT / %	NATIVE AMERICAN AMOUNT / %	SERVICE-DISABLED VETERAN AMOUNT / %
608 - TEXAS DEPARTMENT OF MOTOR VEHICLES - Statewide Grand Total Expenditures								
T	\$26,858,224	\$5,402,165 / 20.11%	\$418,271 / 1.56%	\$1,914,577 / 7.13%	\$1,022,567 / 3.81%	\$2,045,734 / 7.62%	\$1,016 / 0.00%	0 / 0%
N	0	0 / 0%	0 / 0%	0 / 0%	0 / 0%	0 / 0%	0 / 0%	0 / 0%
S	***	\$194,437 / 1.84%	0 / 0%	0 / 0%	0 / 0%	\$194,437 / 1.84%	0 / 0%	0 / 0%
-TC	\$1,408,296	\$6,294 / 0.45%	0 / 0%	0 / 0%	\$6,294 / 0.45%	0 / 0%	0 / 0%	0 / 0%
-I	\$4,357,716	0 / 0%	0 / 0%	0 / 0%	0 / 0%	0 / 0%	0 / 0%	0 / 0%
	\$21,092,211	\$5,590,307 / 22.40%	\$418,271 / 1.56%	\$1,914,577 / 7.13%	\$1,016,272 / 4.25%	\$2,240,171 / 9.46%	\$1,016 / 0.00%	0 / 0%

*** DOLLARS REPORTED BUT NOT SHOWN IN THESE COLUMNS. T=TREASURY, N=NON-TREASURY, S=SUBCONTRACTOR FUNDS & PROCUREMENT CARD HUB PURCHASES, TC=TERM CONTRACT, I= INTER GOVERNMENTAL



TEXAS HISTORICALLY UNDERUTILIZED BUSINESS (HUB) SEMI-ANNUAL REPORT RECEIVED FOR FISCAL YEAR 2024

SECTION VII - STATE AGENCY EXPENDITURE DATA

FUND TYPE	TOTAL EXPENDITURE	TOTAL SPENT WITH HUBS AMOUNT / %	BLACK AMOUNT / %	HISPANIC AMOUNT / %	WOMAN AMOUNT / %	ASIAN PACIFIC AMOUNT / %	NATIVE AMERICAN AMOUNT / %	SERVICE-DISABLED VETERAN AMOUNT / %
-----------	-------------------	----------------------------------	------------------	---------------------	------------------	--------------------------	----------------------------	-------------------------------------

644 - TEXAS JUVENILE JUSTICE DEPT - HEAVY CONSTRUCTION UNADJUSTED GOAL IS 11.2%

T	0	0 / 0%	0 / 0%	0 / 0%	0 / 0%	0 / 0%	0 / 0%	0 / 0%
N	0	0 / 0%	0 / 0%	0 / 0%	0 / 0%	0 / 0%	0 / 0%	0 / 0%
S	***	0 / 0%	0 / 0%	0 / 0%	0 / 0%	0 / 0%	0 / 0%	0 / 0%
-TC	0	0 / 0%	0 / 0%	0 / 0%	0 / 0%	0 / 0%	0 / 0%	0 / 0%
-I	0	0 / 0%	0 / 0%	0 / 0%	0 / 0%	0 / 0%	0 / 0%	0 / 0%
	0	0 / 0%	0 / 0%	0 / 0%	0 / 0%	0 / 0%	0 / 0%	0 / 0%

644 - TEXAS JUVENILE JUSTICE DEPT - BUILDING CONSTRUCTION UNADJUSTED GOAL IS 21.1%

T	\$1,614,670	\$1,097,365 / 67.96%	0 / 0%	\$1,097,365 / 67.96%	0 / 0%	0 / 0%	0 / 0%	0 / 0%
N	0	0 / 0%	0 / 0%	0 / 0%	0 / 0%	0 / 0%	0 / 0%	0 / 0%
S	***	0 / 0%	0 / 0%	0 / 0%	0 / 0%	0 / 0%	0 / 0%	0 / 0%
-TC	0	0 / 0%	0 / 0%	0 / 0%	0 / 0%	0 / 0%	0 / 0%	0 / 0%
-I	0	0 / 0%	0 / 0%	0 / 0%	0 / 0%	0 / 0%	0 / 0%	0 / 0%
	\$1,614,670	\$1,097,365 / 67.96%	0 / 0%	\$1,097,365 / 67.96%	0 / 0%	0 / 0%	0 / 0%	0 / 0%

644 - TEXAS JUVENILE JUSTICE DEPT - SPECIAL TRADE UNADJUSTED GOAL IS 32.9%

T	\$447,514	\$37,796 / 8.45%	0 / 0%	\$1,935 / 0.43%	\$35,860 / 8.01%	0 / 0%	0 / 0%	0 / 0%
N	0	0 / 0%	0 / 0%	0 / 0%	0 / 0%	0 / 0%	0 / 0%	0 / 0%
S	***	0 / 0%	0 / 0%	0 / 0%	0 / 0%	0 / 0%	0 / 0%	0 / 0%
-TC	0	0 / 0%	0 / 0%	0 / 0%	0 / 0%	0 / 0%	0 / 0%	0 / 0%
-I	0	0 / 0%	0 / 0%	0 / 0%	0 / 0%	0 / 0%	0 / 0%	0 / 0%
	\$447,514	\$37,796 / 8.45%	0 / 0%	\$1,935 / 0.43%	\$35,860 / 8.01%	0 / 0%	0 / 0%	0 / 0%

*** DOLLARS REPORTED BUT NOT SHOWN IN THESE COLUMNS. T=TREASURY, N=NON-TREASURY, S=SUBCONTRACTOR FUNDS & PROCUREMENT CARD HUB PURCHASES, TC=TERM CONTRACT, I= INTER GOVERNMENT



TEXAS HISTORICALLY UNDERUTILIZED BUSINESS (HUB) SEMI-ANNUAL REPORT RECEIVED FOR FISCAL YEAR 2024

SECTION VII - STATE AGENCY EXPENDITURE DATA

FUND TYPE	TOTAL EXPENDITURE	TOTAL SPENT WITH HUBS AMOUNT / %	BLACK AMOUNT / %	HISPANIC AMOUNT / %	WOMAN AMOUNT / %	ASIAN PACIFIC AMOUNT / %	NATIVE AMERICAN AMOUNT / %	SERVICE-DISABLED VETERAN AMOUNT / %
644 - TEXAS JUVENILE JUSTICE DEPT - PROFESSIONAL SERVICES UNADJUSTED GOAL IS 23.7%								
T	\$176,429	\$900 / 0.51%	\$900 / 0.51%	0 / 0%	0 / 0%	0 / 0%	0 / 0%	0 / 0%
N	0	0 / 0%	0 / 0%	0 / 0%	0 / 0%	0 / 0%	0 / 0%	0 / 0%
S	***	0 / 0%	0 / 0%	0 / 0%	0 / 0%	0 / 0%	0 / 0%	0 / 0%
-TC	\$32,523	0 / 0%	0 / 0%	0 / 0%	0 / 0%	0 / 0%	0 / 0%	0 / 0%
-I	0	0 / 0%	0 / 0%	0 / 0%	0 / 0%	0 / 0%	0 / 0%	0 / 0%
	\$143,907	\$900 / 0.51%	\$900 / 0.51%	0 / 0%	0 / 0%	0 / 0%	0 / 0%	0 / 0%
644 - TEXAS JUVENILE JUSTICE DEPT - OTHER SERVICES UNADJUSTED GOAL IS 26%								
T	\$4,361,460	\$718,635 / 16.48%	\$15,793 / 0.36%	\$70,866 / 1.62%	\$157,962 / 3.62%	\$474,013 / 10.87%	0 / 0%	0 / 0%
N	0	0 / 0%	0 / 0%	0 / 0%	0 / 0%	0 / 0%	0 / 0%	0 / 0%
S	***	0 / 0%	0 / 0%	0 / 0%	0 / 0%	0 / 0%	0 / 0%	0 / 0%
-TC	\$206,000	\$145 / 0.07%	0 / 0%	0 / 0%	\$145 / 0.07%	0 / 0%	0 / 0%	0 / 0%
-I	\$224,853	0 / 0%	0 / 0%	0 / 0%	0 / 0%	0 / 0%	0 / 0%	0 / 0%
	\$3,930,608	\$718,490 / 16.55%	\$15,793 / 0.36%	\$70,866 / 1.62%	\$157,817 / 3.69%	\$474,013 / 10.87%	0 / 0%	0 / 0%
644 - TEXAS JUVENILE JUSTICE DEPT - COMMODITY PURCHASING UNADJUSTED GOAL IS 21.1%								
T	\$6,158,773	\$1,264,715 / 20.54%	\$26,963 / 0.44%	\$105,239 / 1.71%	\$1,078,262 / 17.51%	\$54,251 / 0.88%	0 / 0%	0 / 0%
N	0	0 / 0%	0 / 0%	0 / 0%	0 / 0%	0 / 0%	0 / 0%	0 / 0%
S	***	0 / 0%	0 / 0%	0 / 0%	0 / 0%	0 / 0%	0 / 0%	0 / 0%
-TC	\$1,664,394	\$1,719 / 0.10%	0 / 0%	0 / 0%	\$1,719 / 0.10%	0 / 0%	0 / 0%	0 / 0%
-I	\$62,236	0 / 0%	0 / 0%	0 / 0%	0 / 0%	0 / 0%	0 / 0%	0 / 0%
	\$4,432,144	\$1,262,996 / 20.64%	\$26,963 / 0.44%	\$105,239 / 1.71%	\$1,076,543 / 17.61%	\$54,251 / 0.88%	0 / 0%	0 / 0%

*** DOLLARS REPORTED BUT NOT SHOWN IN THESE COLUMNS. T=TREASURY, N=NON-TREASURY, S=SUBCONTRACTOR FUNDS & PROCUREMENT CARD HUB PURCHASES, TC=TERM CONTRACT, I= INTER GOVERNMENTAL



TEXAS HISTORICALLY UNDERUTILIZED BUSINESS (HUB) SEMI-ANNUAL REPORT RECEIVED FOR FISCAL YEAR 2024

SECTION VII - STATE AGENCY EXPENDITURE DATA

FUND TYPE	TOTAL EXPENDITURE	TOTAL SPENT WITH HUBS AMOUNT / %	BLACK AMOUNT / %	HISPANIC AMOUNT / %	WOMAN AMOUNT / %	ASIAN PACIFIC AMOUNT / %	NATIVE AMERICAN AMOUNT / %	SERVICE-DISABLED VETERAN AMOUNT / %
644 - TEXAS JUVENILE JUSTICE DEPT - Statewide Grand Total Expenditures								
T	\$12,758,847	\$3,119,411 / 24.45%	\$43,656 / 0.34%	\$1,275,405 / 10.00%	\$1,272,085 / 9.97%	\$528,265 / 4.14%	0 / 0%	0 / 0%
N	0	0 / 0%	0 / 0%	0 / 0%	0 / 0%	0 / 0%	0 / 0%	0 / 0%
S	***	0 / 0%	0 / 0%	0 / 0%	0 / 0%	0 / 0%	0 / 0%	0 / 0%
-TC	\$1,902,916	\$1,864 / 0.10%	0 / 0%	0 / 0%	\$1,864 / 0.10%	0 / 0%	0 / 0%	0 / 0%
-I	\$287,088	0 / 0%	0 / 0%	0 / 0%	0 / 0%	0 / 0%	0 / 0%	0 / 0%
	\$10,568,843	\$3,117,547 / 24.55%	\$43,656 / 0.34%	\$1,275,405 / 10.00%	\$1,270,221 / 10.07%	\$528,265 / 4.14%	0 / 0%	0 / 0%

*** DOLLARS REPORTED BUT NOT SHOWN IN THESE COLUMNS. T=TREASURY, N=NON-TREASURY, S=SUBCONTRACTOR FUNDS & PROCUREMENT CARD HUB PURCHASES, TC=TERM CONTRACT, I= INTER GOVERNMENTAL



TEXAS HISTORICALLY UNDERUTILIZED BUSINESS (HUB) SEMI-ANNUAL REPORT RECEIVED FOR FISCAL YEAR 2024

SECTION VII - STATE AGENCY EXPENDITURE DATA

FUND TYPE	TOTAL EXPENDITURE	TOTAL SPENT WITH HUBS AMOUNT / %	BLACK AMOUNT / %	HISPANIC AMOUNT / %	WOMAN AMOUNT / %	ASIAN PACIFIC AMOUNT / %	NATIVE AMERICAN AMOUNT / %	SERVICE-DISABLED VETERAN AMOUNT / %
696 - TEXAS DEPT OF CRIMINAL JUSTICE - HEAVY CONSTRUCTION UNADJUSTED GOAL IS 11.2%								
T	\$854,573	\$380 / 0.04%	0 / 0%	0 / 0%	\$380 / 0.04%	0 / 0%	0 / 0%	0 / 0%
N	0	0 / 0%	0 / 0%	0 / 0%	0 / 0%	0 / 0%	0 / 0%	0 / 0%
S	***	\$494 / 0.06%	0 / 0%	0 / 0%	\$494 / 0.06%	0 / 0%	0 / 0%	0 / 0%
-TC	0	0 / 0%	0 / 0%	0 / 0%	0 / 0%	0 / 0%	0 / 0%	0 / 0%
-I	\$43,934	0 / 0%	0 / 0%	0 / 0%	0 / 0%	0 / 0%	0 / 0%	0 / 0%
	\$810,639	\$874 / 0.11%	0 / 0%	0 / 0%	\$874 / 0.11%	0 / 0%	0 / 0%	0 / 0%
696 - TEXAS DEPT OF CRIMINAL JUSTICE - BUILDING CONSTRUCTION UNADJUSTED GOAL IS 21.1%								
T	\$4,224,834	0 / 0%	0 / 0%	0 / 0%	0 / 0%	0 / 0%	0 / 0%	0 / 0%
N	0	0 / 0%	0 / 0%	0 / 0%	0 / 0%	0 / 0%	0 / 0%	0 / 0%
S	***	0 / 0%	0 / 0%	0 / 0%	0 / 0%	0 / 0%	0 / 0%	0 / 0%
-TC	0	0 / 0%	0 / 0%	0 / 0%	0 / 0%	0 / 0%	0 / 0%	0 / 0%
-I	0	0 / 0%	0 / 0%	0 / 0%	0 / 0%	0 / 0%	0 / 0%	0 / 0%
	\$4,224,834	0 / 0%	0 / 0%	0 / 0%	0 / 0%	0 / 0%	0 / 0%	0 / 0%
696 - TEXAS DEPT OF CRIMINAL JUSTICE - SPECIAL TRADE UNADJUSTED GOAL IS 32.9%								
T	\$30,807,072	\$11,844,176 / 38.45%	\$43,882 / 0.14%	\$3,337,347 / 10.83%	\$3,283,865 / 10.66%	\$5,071,302 / 16.46%	\$107,781 / 0.35%	0 / 0%
N	\$595	0 / 0%	0 / 0%	0 / 0%	0 / 0%	0 / 0%	0 / 0%	0 / 0%
S	***	\$78,303 / 0.26%	0 / 0%	0 / 0%	\$78,303 / 0.26%	0 / 0%	0 / 0%	0 / 0%
-TC	0	0 / 0%	0 / 0%	0 / 0%	0 / 0%	0 / 0%	0 / 0%	0 / 0%
-I	0	0 / 0%	0 / 0%	0 / 0%	0 / 0%	0 / 0%	0 / 0%	0 / 0%
	\$30,807,667	\$11,922,479 / 38.71%	\$43,882 / 0.14%	\$3,337,347 / 10.83%	\$3,362,168 / 10.92%	\$5,071,302 / 16.46%	\$107,781 / 0.35%	0 / 0%

*** DOLLARS REPORTED BUT NOT SHOWN IN THESE COLUMNS. T=TREASURY, N=NON-TREASURY, S=SUBCONTRACTOR FUNDS & PROCUREMENT CARD HUB PURCHASES, TC=TERM CONTRACT, I= INTER GOVERNMENTAL



TEXAS HISTORICALLY UNDERUTILIZED BUSINESS (HUB) SEMI-ANNUAL REPORT RECEIVED FOR FISCAL YEAR 2024

SECTION VII - STATE AGENCY EXPENDITURE DATA

FUND TYPE	TOTAL EXPENDITURE	TOTAL SPENT WITH HUBS AMOUNT / %	BLACK AMOUNT / %	HISPANIC AMOUNT / %	WOMAN AMOUNT / %	ASIAN PACIFIC AMOUNT / %	NATIVE AMERICAN AMOUNT / %	SERVICE-DISABLED VETERAN AMOUNT / %
696 - TEXAS DEPT OF CRIMINAL JUSTICE - PROFESSIONAL SERVICES UNADJUSTED GOAL IS 23.7%								
T	\$10,024,205	\$79,096 / 0.79%	\$24,367 / 0.24%	0 / 0%	\$54,728 / 0.55%	0 / 0%	0 / 0%	0 / 0%
N	0	0 / 0%	0 / 0%	0 / 0%	0 / 0%	0 / 0%	0 / 0%	0 / 0%
S	***	\$176,642 / 4.56%	\$55,959 / 1.44%	0 / 0%	\$83,129 / 2.14%	\$37,554 / 0.97%	0 / 0%	0 / 0%
-TC	\$494,080	0 / 0%	0 / 0%	0 / 0%	0 / 0%	0 / 0%	0 / 0%	0 / 0%
-I	\$6,148,502	0 / 0%	0 / 0%	0 / 0%	0 / 0%	0 / 0%	0 / 0%	0 / 0%
	\$3,381,623	\$255,738 / 5.35%	\$80,326 / 1.69%	0 / 0%	\$137,857 / 2.69%	\$37,554 / 0.97%	0 / 0%	0 / 0%
696 - TEXAS DEPT OF CRIMINAL JUSTICE - OTHER SERVICES UNADJUSTED GOAL IS 26%								
T	\$44,291,411	\$2,525,178 / 5.70%	\$101,496 / 0.23%	\$467,949 / 1.06%	\$545,406 / 1.23%	\$1,264,921 / 2.86%	\$42,357 / 0.10%	\$103,050 / 0.23%
N	\$216,976	\$18,800 / 8.66%	0 / 0%	0 / 0%	\$550 / 0.25%	\$18,250 / 8.41%	0 / 0%	0 / 0%
S	***	\$127,996 / 0.65%	0 / 0%	\$104,642 / 0.53%	\$23,354 / 0.12%	0 / 0%	0 / 0%	0 / 0%
-TC	\$689,249	\$22,762 / 3.30%	0 / 0%	0 / 0%	\$22,762 / 3.30%	0 / 0%	0 / 0%	0 / 0%
-I	\$13,688,084	0 / 0%	0 / 0%	0 / 0%	0 / 0%	0 / 0%	0 / 0%	0 / 0%
	\$30,131,054	\$2,649,212 / 18.32%	\$101,496 / 0.23%	\$572,591 / 1.59%	\$546,548 / 4.91%	\$1,283,171 / 11.27%	\$42,357 / 0.10%	\$103,050 / 0.23%
696 - TEXAS DEPT OF CRIMINAL JUSTICE - COMMODITY PURCHASING UNADJUSTED GOAL IS 21.1%								
T	\$215,921,745	\$16,163,688 / 7.49%	\$864,108 / 0.40%	\$6,432,264 / 2.98%	\$8,390,283 / 3.89%	\$458,325 / 0.21%	\$15,713 / 0.01%	\$2,996 / 0.00%
N	\$2,149,801	\$185,058 / 8.61%	0 / 0%	\$7,764 / 0.36%	\$15,111 / 0.70%	\$162,183 / 7.54%	0 / 0%	0 / 0%
S	***	\$985,255 / 0.67%	\$2,681 / 0.00%	\$367,371 / 0.25%	\$608,437 / 0.42%	\$4,571 / 0.00%	\$2,195 / 0.00%	0 / 0%
-TC	\$105,929,836	\$343,704 / 0.32%	0 / 0%	0 / 0%	\$255,902 / 0.24%	\$87,802 / 0.08%	0 / 0%	0 / 0%
-I	\$8,339,398	0 / 0%	0 / 0%	0 / 0%	0 / 0%	0 / 0%	0 / 0%	0 / 0%
	\$103,802,312	\$16,990,296 / 17.09%	\$866,788 / 0.40%	\$6,807,399 / 3.59%	\$8,757,929 / 5.25%	\$537,276 / 7.84%	\$17,907 / 0.01%	\$2,996 / 0.00%

*** DOLLARS REPORTED BUT NOT SHOWN IN THESE COLUMNS. T=TREASURY, N=NON-TREASURY, S=SUBCONTRACTOR FUNDS & PROCUREMENT CARD HUB PURCHASES, TC=TERM CONTRACT, I= INTER GOVERNMENTAL



TEXAS HISTORICALLY UNDERUTILIZED BUSINESS (HUB) SEMI-ANNUAL REPORT RECEIVED FOR FISCAL YEAR 2024

SECTION VII - STATE AGENCY EXPENDITURE DATA

FUND TYPE	TOTAL EXPENDITURE	TOTAL SPENT WITH HUBS AMOUNT / %	BLACK AMOUNT / %	HISPANIC AMOUNT / %	WOMAN AMOUNT / %	ASIAN PACIFIC AMOUNT / %	NATIVE AMERICAN AMOUNT / %	SERVICE-DISABLED VETERAN AMOUNT / %
696 - TEXAS DEPT OF CRIMINAL JUSTICE - Statewide Grand Total Expenditures								
T	\$306,123,839	\$30,612,518 / 10.00%	\$1,033,853 / 0.34%	\$10,237,559 / 3.34%	\$12,274,662 / 4.01%	\$6,794,548 / 2.22%	\$165,850 / 0.05%	\$106,046 / 0.03%
N	\$2,367,372	\$203,857 / 8.61%	0 / 0%	\$7,764 / 0.33%	\$15,661 / 0.66%	\$180,432 / 7.62%	0 / 0%	0 / 0%
S	***	\$1,368,690 / 0.68%	\$58,640 / 0.03%	\$472,013 / 0.24%	\$793,717 / 0.40%	\$42,125 / 0.02%	\$2,195 / 0.00%	0 / 0%
-TC	\$107,113,165	\$366,466 / 0.34%	0 / 0%	0 / 0%	\$278,664 / 0.26%	\$87,802 / 0.08%	0 / 0%	0 / 0%
-I	\$28,219,918	0 / 0%	0 / 0%	0 / 0%	0 / 0%	0 / 0%	0 / 0%	0 / 0%
	\$173,158,127	\$31,818,599 / 19.64%	\$1,092,493 / 0.37%	\$10,717,336 / 3.91%	\$12,805,376 / 5.33%	\$6,929,303 / 9.94%	\$168,045 / 0.06%	\$106,046 / 0.03%

*** DOLLARS REPORTED BUT NOT SHOWN IN THESE COLUMNS. T=TREASURY, N=NON-TREASURY, S=SUBCONTRACTOR FUNDS & PROCUREMENT CARD HUB PURCHASES, TC=TERM CONTRACT, I= INTER GOVERNMENTAL



TEXAS HISTORICALLY UNDERUTILIZED BUSINESS (HUB) SEMI-ANNUAL REPORT RECEIVED FOR FISCAL YEAR 2024

SECTION VII - STATE AGENCY EXPENDITURE DATA

FUND TYPE	TOTAL EXPENDITURE	TOTAL SPENT WITH HUBS AMOUNT / %	BLACK AMOUNT / %	HISPANIC AMOUNT / %	WOMAN AMOUNT / %	ASIAN PACIFIC AMOUNT / %	NATIVE AMERICAN AMOUNT / %	SERVICE-DISABLED VETERAN AMOUNT / %
-----------	-------------------	----------------------------------	------------------	---------------------	------------------	--------------------------	----------------------------	-------------------------------------

701 - TEXAS EDUCATION AGENCY - HEAVY CONSTRUCTION UNADJUSTED GOAL IS 11.2%

T	0	0 / 0%	0 / 0%	0 / 0%	0 / 0%	0 / 0%	0 / 0%	0 / 0%
N	0	0 / 0%	0 / 0%	0 / 0%	0 / 0%	0 / 0%	0 / 0%	0 / 0%
S	***	0 / 0%	0 / 0%	0 / 0%	0 / 0%	0 / 0%	0 / 0%	0 / 0%
-TC	0	0 / 0%	0 / 0%	0 / 0%	0 / 0%	0 / 0%	0 / 0%	0 / 0%
-I	0	0 / 0%	0 / 0%	0 / 0%	0 / 0%	0 / 0%	0 / 0%	0 / 0%
	0	0 / 0%	0 / 0%	0 / 0%	0 / 0%	0 / 0%	0 / 0%	0 / 0%

701 - TEXAS EDUCATION AGENCY - BUILDING CONSTRUCTION UNADJUSTED GOAL IS 21.1%

T	0	0 / 0%	0 / 0%	0 / 0%	0 / 0%	0 / 0%	0 / 0%	0 / 0%
N	0	0 / 0%	0 / 0%	0 / 0%	0 / 0%	0 / 0%	0 / 0%	0 / 0%
S	***	0 / 0%	0 / 0%	0 / 0%	0 / 0%	0 / 0%	0 / 0%	0 / 0%
-TC	0	0 / 0%	0 / 0%	0 / 0%	0 / 0%	0 / 0%	0 / 0%	0 / 0%
-I	0	0 / 0%	0 / 0%	0 / 0%	0 / 0%	0 / 0%	0 / 0%	0 / 0%
	0	0 / 0%	0 / 0%	0 / 0%	0 / 0%	0 / 0%	0 / 0%	0 / 0%

701 - TEXAS EDUCATION AGENCY - SPECIAL TRADE UNADJUSTED GOAL IS 32.9%

T	\$9,895	0 / 0%	0 / 0%	0 / 0%	0 / 0%	0 / 0%	0 / 0%	0 / 0%
N	0	0 / 0%	0 / 0%	0 / 0%	0 / 0%	0 / 0%	0 / 0%	0 / 0%
S	***	0 / 0%	0 / 0%	0 / 0%	0 / 0%	0 / 0%	0 / 0%	0 / 0%
-TC	0	0 / 0%	0 / 0%	0 / 0%	0 / 0%	0 / 0%	0 / 0%	0 / 0%
-I	0	0 / 0%	0 / 0%	0 / 0%	0 / 0%	0 / 0%	0 / 0%	0 / 0%
	\$9,895	0 / 0%	0 / 0%	0 / 0%	0 / 0%	0 / 0%	0 / 0%	0 / 0%

*** DOLLARS REPORTED BUT NOT SHOWN IN THESE COLUMNS. T=TREASURY, N=NON-TREASURY, S=SUBCONTRACTOR FUNDS & PROCUREMENT CARD HUB PURCHASES, TC=TERM CONTRACT, I= INTER GOVERNMENT



TEXAS HISTORICALLY UNDERUTILIZED BUSINESS (HUB) SEMI-ANNUAL REPORT RECEIVED FOR FISCAL YEAR 2024

SECTION VII - STATE AGENCY EXPENDITURE DATA

FUND TYPE	TOTAL EXPENDITURE	TOTAL SPENT WITH HUBS AMOUNT / %	BLACK AMOUNT / %	HISPANIC AMOUNT / %	WOMAN AMOUNT / %	ASIAN PACIFIC AMOUNT / %	NATIVE AMERICAN AMOUNT / %	SERVICE-DISABLED VETERAN AMOUNT / %
-----------	-------------------	----------------------------------	------------------	---------------------	------------------	--------------------------	----------------------------	-------------------------------------

701 - TEXAS EDUCATION AGENCY - PROFESSIONAL SERVICES UNADJUSTED GOAL IS 23.7%

T	\$14,063	\$9,975 / 70.93%	\$9,975 / 70.93%	0 / 0%	0 / 0%	0 / 0%	0 / 0%	0 / 0%
N	0	0 / 0%	0 / 0%	0 / 0%	0 / 0%	0 / 0%	0 / 0%	0 / 0%
S	***	0 / 0%	0 / 0%	0 / 0%	0 / 0%	0 / 0%	0 / 0%	0 / 0%
-TC	0	0 / 0%	0 / 0%	0 / 0%	0 / 0%	0 / 0%	0 / 0%	0 / 0%
-I	0	0 / 0%	0 / 0%	0 / 0%	0 / 0%	0 / 0%	0 / 0%	0 / 0%
	\$14,063	\$9,975 / 70.93%	\$9,975 / 70.93%	0 / 0%	0 / 0%	0 / 0%	0 / 0%	0 / 0%

701 - TEXAS EDUCATION AGENCY - OTHER SERVICES UNADJUSTED GOAL IS 26%

T	\$209,646,260	\$7,129,667 / 3.40%	\$11,905 / 0.01%	\$248,782 / 0.12%	\$2,247,137 / 1.07%	\$4,346,877 / 2.07%	\$274,966 / 0.13%	0 / 0%
N	0	0 / 0%	0 / 0%	0 / 0%	0 / 0%	0 / 0%	0 / 0%	0 / 0%
S	***	\$4,302,278 / 2.14%	\$34,693 / 0.02%	\$1,040,960 / 0.52%	\$3,186,626 / 1.59%	\$40,000 / 0.02%	0 / 0%	0 / 0%
-TC	\$25,900	0 / 0%	0 / 0%	0 / 0%	0 / 0%	0 / 0%	0 / 0%	0 / 0%
-I	0	0 / 0%	0 / 0%	0 / 0%	0 / 0%	0 / 0%	0 / 0%	0 / 0%
	\$209,620,360	\$11,431,945 / 5.54%	\$46,598 / 0.02%	\$1,289,743 / 0.64%	\$5,433,762 / 2.66%	\$4,386,877 / 2.09%	\$274,966 / 0.13%	0 / 0%

701 - TEXAS EDUCATION AGENCY - COMMODITY PURCHASING UNADJUSTED GOAL IS 21.1%

T	\$16,142,419	\$50,109 / 0.31%	0 / 0%	0 / 0%	\$5,400 / 0.03%	\$44,710 / 0.28%	0 / 0%	0 / 0%
N	0	0 / 0%	0 / 0%	0 / 0%	0 / 0%	0 / 0%	0 / 0%	0 / 0%
S	***	0 / 0%	0 / 0%	0 / 0%	0 / 0%	0 / 0%	0 / 0%	0 / 0%
-TC	\$13,985	0 / 0%	0 / 0%	0 / 0%	0 / 0%	0 / 0%	0 / 0%	0 / 0%
-I	0	0 / 0%	0 / 0%	0 / 0%	0 / 0%	0 / 0%	0 / 0%	0 / 0%
	\$16,128,434	\$50,109 / 0.31%	0 / 0%	0 / 0%	\$5,400 / 0.03%	\$44,710 / 0.28%	0 / 0%	0 / 0%

*** DOLLARS REPORTED BUT NOT SHOWN IN THESE COLUMNS. T=TREASURY, N=NON-TREASURY, S=SUBCONTRACTOR FUNDS & PROCUREMENT CARD HUB PURCHASES, TC=TERM CONTRACT, I= INTER GOVERNMENTAL



TEXAS HISTORICALLY UNDERUTILIZED BUSINESS (HUB) SEMI-ANNUAL REPORT RECEIVED FOR FISCAL YEAR 2024

SECTION VII - STATE AGENCY EXPENDITURE DATA

FUND TYPE	TOTAL EXPENDITURE	TOTAL SPENT WITH HUBS AMOUNT / %	BLACK AMOUNT / %	HISPANIC AMOUNT / %	WOMAN AMOUNT / %	ASIAN PACIFIC AMOUNT / %	NATIVE AMERICAN AMOUNT / %	SERVICE-DISABLED VETERAN AMOUNT / %
701 - TEXAS EDUCATION AGENCY - Statewide Grand Total Expenditures								
T	\$225,812,637	\$7,189,751 / 3.18%	\$21,880 / 0.01%	\$248,782 / 0.11%	\$2,252,537 / 1.00%	\$4,391,586 / 1.94%	\$274,966 / 0.12%	0 / 0%
N	0	0 / 0%	0 / 0%	0 / 0%	0 / 0%	0 / 0%	0 / 0%	0 / 0%
S	***	\$4,302,278 / 2.14%	\$34,693 / 0.02%	\$1,040,960 / 0.52%	\$3,186,626 / 1.59%	\$40,000 / 0.02%	0 / 0%	0 / 0%
-TC	\$39,885	0 / 0%	0 / 0%	0 / 0%	0 / 0%	0 / 0%	0 / 0%	0 / 0%
-I	0	0 / 0%	0 / 0%	0 / 0%	0 / 0%	0 / 0%	0 / 0%	0 / 0%
	\$225,772,752	\$11,492,030 / 5.32%	\$56,573 / 0.03%	\$1,289,743 / 0.63%	\$5,439,162 / 2.58%	\$4,431,586 / 1.96%	\$274,966 / 0.12%	0 / 0%

*** DOLLARS REPORTED BUT NOT SHOWN IN THESE COLUMNS. T=TREASURY, N=NON-TREASURY, S=SUBCONTRACTOR FUNDS & PROCUREMENT CARD HUB PURCHASES, TC=TERM CONTRACT, I= INTER GOVERNMENTAL



TEXAS HISTORICALLY UNDERUTILIZED BUSINESS (HUB) SEMI-ANNUAL REPORT RECEIVED FOR FISCAL YEAR 2024

SECTION VII - STATE AGENCY EXPENDITURE DATA

FUND TYPE	TOTAL EXPENDITURE	TOTAL SPENT WITH HUBS AMOUNT / %	BLACK AMOUNT / %	HISPANIC AMOUNT / %	WOMAN AMOUNT / %	ASIAN PACIFIC AMOUNT / %	NATIVE AMERICAN AMOUNT / %	SERVICE-DISABLED VETERAN AMOUNT / %
-----------	-------------------	----------------------------------	------------------	---------------------	------------------	--------------------------	----------------------------	-------------------------------------

708 - TEXAS A&M SYSTEM SHARED SERVICE CTR - HEAVY CONSTRUCTION UNADJUSTED GOAL IS 11.2%

T	0	0 / 0%	0 / 0%	0 / 0%	0 / 0%	0 / 0%	0 / 0%	0 / 0%
N	0	0 / 0%	0 / 0%	0 / 0%	0 / 0%	0 / 0%	0 / 0%	0 / 0%
S	***	0 / 0%	0 / 0%	0 / 0%	0 / 0%	0 / 0%	0 / 0%	0 / 0%
-TC	0	0 / 0%	0 / 0%	0 / 0%	0 / 0%	0 / 0%	0 / 0%	0 / 0%
-I	0	0 / 0%	0 / 0%	0 / 0%	0 / 0%	0 / 0%	0 / 0%	0 / 0%
	0	0 / 0%	0 / 0%	0 / 0%	0 / 0%	0 / 0%	0 / 0%	0 / 0%

708 - TEXAS A&M SYSTEM SHARED SERVICE CTR - BUILDING CONSTRUCTION UNADJUSTED GOAL IS 21.1%

T	0	0 / 0%	0 / 0%	0 / 0%	0 / 0%	0 / 0%	0 / 0%	0 / 0%
N	\$113,195	0 / 0%	0 / 0%	0 / 0%	0 / 0%	0 / 0%	0 / 0%	0 / 0%
S	***	\$64,920 / 61.50%	0 / 0%	0 / 0%	\$64,920 / 61.50%	0 / 0%	0 / 0%	0 / 0%
-TC	0	0 / 0%	0 / 0%	0 / 0%	0 / 0%	0 / 0%	0 / 0%	0 / 0%
-I	0	0 / 0%	0 / 0%	0 / 0%	0 / 0%	0 / 0%	0 / 0%	0 / 0%
	\$113,195	\$64,920 / 61.50%	0 / 0%	0 / 0%	\$64,920 / 61.50%	0 / 0%	0 / 0%	0 / 0%

708 - TEXAS A&M SYSTEM SHARED SERVICE CTR - SPECIAL TRADE UNADJUSTED GOAL IS 32.9%

T	0	0 / 0%	0 / 0%	0 / 0%	0 / 0%	0 / 0%	0 / 0%	0 / 0%
N	\$10,441	0 / 0%	0 / 0%	0 / 0%	0 / 0%	0 / 0%	0 / 0%	0 / 0%
S	***	0 / 0%	0 / 0%	0 / 0%	0 / 0%	0 / 0%	0 / 0%	0 / 0%
-TC	0	0 / 0%	0 / 0%	0 / 0%	0 / 0%	0 / 0%	0 / 0%	0 / 0%
-I	0	0 / 0%	0 / 0%	0 / 0%	0 / 0%	0 / 0%	0 / 0%	0 / 0%
	\$10,441	0 / 0%	0 / 0%	0 / 0%	0 / 0%	0 / 0%	0 / 0%	0 / 0%

*** DOLLARS REPORTED BUT NOT SHOWN IN THESE COLUMNS. T=TREASURY, N=NON-TREASURY, S=SUBCONTRACTOR FUNDS & PROCUREMENT CARD HUB PURCHASES, TC=TERM CONTRACT, I= INTER GOVERNMENT



TEXAS HISTORICALLY UNDERUTILIZED BUSINESS (HUB) SEMI-ANNUAL REPORT RECEIVED FOR FISCAL YEAR 2024

SECTION VII - STATE AGENCY EXPENDITURE DATA

FUND TYPE	TOTAL EXPENDITURE	TOTAL SPENT WITH HUBS AMOUNT / %	BLACK AMOUNT / %	HISPANIC AMOUNT / %	WOMAN AMOUNT / %	ASIAN PACIFIC AMOUNT / %	NATIVE AMERICAN AMOUNT / %	SERVICE-DISABLED VETERAN AMOUNT / %
708 - TEXAS A&M SYSTEM SHARED SERVICE CTR - PROFESSIONAL SERVICES UNADJUSTED GOAL IS 23.7%								
T	0	0 / 0%	0 / 0%	0 / 0%	0 / 0%	0 / 0%	0 / 0%	0 / 0%
N	\$65,067	0 / 0%	0 / 0%	0 / 0%	0 / 0%	0 / 0%	0 / 0%	0 / 0%
S	***	0 / 0%	0 / 0%	0 / 0%	0 / 0%	0 / 0%	0 / 0%	0 / 0%
-TC	0	0 / 0%	0 / 0%	0 / 0%	0 / 0%	0 / 0%	0 / 0%	0 / 0%
-I	0	0 / 0%	0 / 0%	0 / 0%	0 / 0%	0 / 0%	0 / 0%	0 / 0%
	\$65,067	0 / 0%	0 / 0%	0 / 0%	0 / 0%	0 / 0%	0 / 0%	0 / 0%

708 - TEXAS A&M SYSTEM SHARED SERVICE CTR - OTHER SERVICES UNADJUSTED GOAL IS 26%								
T	0	0 / 0%	0 / 0%	0 / 0%	0 / 0%	0 / 0%	0 / 0%	0 / 0%
N	\$5,645,557	\$1,633,163 / 28.93%	\$1,138,087 / 20.16%	\$309,442 / 5.48%	\$152,097 / 2.69%	\$33,537 / 0.59%	0 / 0%	0 / 0%
S	***	0 / 0%	0 / 0%	0 / 0%	0 / 0%	0 / 0%	0 / 0%	0 / 0%
-TC	0	0 / 0%	0 / 0%	0 / 0%	0 / 0%	0 / 0%	0 / 0%	0 / 0%
-I	0	0 / 0%	0 / 0%	0 / 0%	0 / 0%	0 / 0%	0 / 0%	0 / 0%
	\$5,645,557	\$1,633,163 / 28.93%	\$1,138,087 / 20.16%	\$309,442 / 5.48%	\$152,097 / 2.69%	\$33,537 / 0.59%	0 / 0%	0 / 0%

708 - TEXAS A&M SYSTEM SHARED SERVICE CTR - COMMODITY PURCHASING UNADJUSTED GOAL IS 21.1%								
T	0	0 / 0%	0 / 0%	0 / 0%	0 / 0%	0 / 0%	0 / 0%	0 / 0%
N	\$5,552,592	\$1,638,552 / 29.51%	\$106,509 / 1.92%	\$1,187,292 / 21.38%	\$154,104 / 2.78%	\$190,647 / 3.43%	0 / 0%	0 / 0%
S	***	\$1,754 / 1.10%	0 / 0%	\$1,754 / 1.10%	0 / 0%	0 / 0%	0 / 0%	0 / 0%
-TC	0	0 / 0%	0 / 0%	0 / 0%	0 / 0%	0 / 0%	0 / 0%	0 / 0%
-I	0	0 / 0%	0 / 0%	0 / 0%	0 / 0%	0 / 0%	0 / 0%	0 / 0%
	\$5,552,592	\$1,640,306 / 30.61%	\$106,509 / 1.92%	\$1,189,046 / 22.49%	\$154,104 / 2.78%	\$190,647 / 3.43%	0 / 0%	0 / 0%

*** DOLLARS REPORTED BUT NOT SHOWN IN THESE COLUMNS. T=TREASURY, N=NON-TREASURY, S=SUBCONTRACTOR FUNDS & PROCUREMENT CARD HUB PURCHASES, TC=TERM CONTRACT, I= INTER GOVERNMENTAL



TEXAS HISTORICALLY UNDERUTILIZED BUSINESS (HUB) SEMI-ANNUAL REPORT RECEIVED FOR FISCAL YEAR 2024

SECTION VII - STATE AGENCY EXPENDITURE DATA

FUND TYPE	TOTAL EXPENDITURE	TOTAL SPENT WITH HUBS AMOUNT / %	BLACK AMOUNT / %	HISPANIC AMOUNT / %	WOMAN AMOUNT / %	ASIAN PACIFIC AMOUNT / %	NATIVE AMERICAN AMOUNT / %	SERVICE-DISABLED VETERAN AMOUNT / %
708 - TEXAS A&M SYSTEM SHARED SERVICE CTR - Statewide Grand Total Expenditures								
T	0	0 / 0%	0 / 0%	0 / 0%	0 / 0%	0 / 0%	0 / 0%	0 / 0%
N	\$11,386,851	\$3,271,715 / 28.73%	\$1,244,596 / 10.93%	\$1,496,734 / 13.14%	\$306,201 / 2.69%	\$224,184 / 1.97%	0 / 0%	0 / 0%
S	***	\$66,674 / 25.20%	0 / 0%	\$1,754 / 0.66%	\$64,920 / 24.54%	0 / 0%	0 / 0%	0 / 0%
-TC	0	0 / 0%	0 / 0%	0 / 0%	0 / 0%	0 / 0%	0 / 0%	0 / 0%
-I	0	0 / 0%	0 / 0%	0 / 0%	0 / 0%	0 / 0%	0 / 0%	0 / 0%
	\$11,386,851	\$3,338,389 / 53.94%	\$1,244,596 / 10.93%	\$1,498,488 / 13.81%	\$371,122 / 27.23%	\$224,184 / 1.97%	0 / 0%	0 / 0%

*** DOLLARS REPORTED BUT NOT SHOWN IN THESE COLUMNS. T=TREASURY, N=NON-TREASURY, S=SUBCONTRACTOR FUNDS & PROCUREMENT CARD HUB PURCHASES, TC=TERM CONTRACT, I= INTER GOVERNMENTAL



TEXAS HISTORICALLY UNDERUTILIZED BUSINESS (HUB) SEMI-ANNUAL REPORT RECEIVED FOR FISCAL YEAR 2024

SECTION VII - STATE AGENCY EXPENDITURE DATA

FUND TYPE	TOTAL EXPENDITURE	TOTAL SPENT WITH HUBS AMOUNT / %	BLACK AMOUNT / %	HISPANIC AMOUNT / %	WOMAN AMOUNT / %	ASIAN PACIFIC AMOUNT / %	NATIVE AMERICAN AMOUNT / %	SERVICE-DISABLED VETERAN AMOUNT / %
-----------	-------------------	----------------------------------	------------------	---------------------	------------------	--------------------------	----------------------------	-------------------------------------

709 - TEXAS A&M HEALTH SCIENCE CENTER - HEAVY CONSTRUCTION UNADJUSTED GOAL IS 11.2%

T	0	0 / 0%	0 / 0%	0 / 0%	0 / 0%	0 / 0%	0 / 0%	0 / 0%
N	0	0 / 0%	0 / 0%	0 / 0%	0 / 0%	0 / 0%	0 / 0%	0 / 0%
S	***	0 / 0%	0 / 0%	0 / 0%	0 / 0%	0 / 0%	0 / 0%	0 / 0%
-TC	0	0 / 0%	0 / 0%	0 / 0%	0 / 0%	0 / 0%	0 / 0%	0 / 0%
-I	0	0 / 0%	0 / 0%	0 / 0%	0 / 0%	0 / 0%	0 / 0%	0 / 0%
	0	0 / 0%	0 / 0%	0 / 0%	0 / 0%	0 / 0%	0 / 0%	0 / 0%

709 - TEXAS A&M HEALTH SCIENCE CENTER - BUILDING CONSTRUCTION UNADJUSTED GOAL IS 21.1%

T	0	0 / 0%	0 / 0%	0 / 0%	0 / 0%	0 / 0%	0 / 0%	0 / 0%
N	\$965,489	\$1,031,103 / 106.80%	0 / 0%	\$37,345 / 3.87%	\$993,758 / 102.93%	0 / 0%	0 / 0%	0 / 0%
S	***	0 / 0%	0 / 0%	0 / 0%	0 / 0%	0 / 0%	0 / 0%	0 / 0%
-TC	0	0 / 0%	0 / 0%	0 / 0%	0 / 0%	0 / 0%	0 / 0%	0 / 0%
-I	0	0 / 0%	0 / 0%	0 / 0%	0 / 0%	0 / 0%	0 / 0%	0 / 0%
	\$965,489	\$1,031,103 / 106.80%	0 / 0%	\$37,345 / 3.87%	\$993,758 / 102.93%	0 / 0%	0 / 0%	0 / 0%

709 - TEXAS A&M HEALTH SCIENCE CENTER - SPECIAL TRADE UNADJUSTED GOAL IS 32.9%

T	0	0 / 0%	0 / 0%	0 / 0%	0 / 0%	0 / 0%	0 / 0%	0 / 0%
N	\$6,523,406	\$2,850 / 0.04%	0 / 0%	\$2,850 / 0.04%	0 / 0%	0 / 0%	0 / 0%	0 / 0%
S	***	\$1,506,949 / 23.35%	\$5,400 / 0.08%	\$14,557 / 0.23%	\$1,486,992 / 23.04%	0 / 0%	0 / 0%	0 / 0%
-TC	0	0 / 0%	0 / 0%	0 / 0%	0 / 0%	0 / 0%	0 / 0%	0 / 0%
-I	0	0 / 0%	0 / 0%	0 / 0%	0 / 0%	0 / 0%	0 / 0%	0 / 0%
	\$6,523,406	\$1,509,799 / 23.39%	\$5,400 / 0.08%	\$17,407 / 0.27%	\$1,486,992 / 23.04%	0 / 0%	0 / 0%	0 / 0%

*** DOLLARS REPORTED BUT NOT SHOWN IN THESE COLUMNS. T=TREASURY, N=NON-TREASURY, S=SUBCONTRACTOR FUNDS & PROCUREMENT CARD HUB PURCHASES, TC=TERM CONTRACT, I= INTER GOVERNMENT



TEXAS HISTORICALLY UNDERUTILIZED BUSINESS (HUB) SEMI-ANNUAL REPORT RECEIVED FOR FISCAL YEAR 2024

SECTION VII - STATE AGENCY EXPENDITURE DATA

FUND TYPE	TOTAL EXPENDITURE	TOTAL SPENT WITH HUBS AMOUNT / %	BLACK AMOUNT / %	HISPANIC AMOUNT / %	WOMAN AMOUNT / %	ASIAN PACIFIC AMOUNT / %	NATIVE AMERICAN AMOUNT / %	SERVICE-DISABLED VETERAN AMOUNT / %
709 - TEXAS A&M HEALTH SCIENCE CENTER - PROFESSIONAL SERVICES UNADJUSTED GOAL IS 23.7%								
T	0	0 / 0%	0 / 0%	0 / 0%	0 / 0%	0 / 0%	0 / 0%	0 / 0%
N	\$693,181	\$5,800 / 0.84%	0 / 0%	\$5,800 / 0.84%	0 / 0%	0 / 0%	0 / 0%	0 / 0%
S	***	0 / 0%	0 / 0%	0 / 0%	0 / 0%	0 / 0%	0 / 0%	0 / 0%
-TC	0	0 / 0%	0 / 0%	0 / 0%	0 / 0%	0 / 0%	0 / 0%	0 / 0%
-I	0	0 / 0%	0 / 0%	0 / 0%	0 / 0%	0 / 0%	0 / 0%	0 / 0%
	\$693,181	\$5,800 / 0.84%	0 / 0%	\$5,800 / 0.84%	0 / 0%	0 / 0%	0 / 0%	0 / 0%

709 - TEXAS A&M HEALTH SCIENCE CENTER - OTHER SERVICES UNADJUSTED GOAL IS 26%								
T	\$-48,060	0 / 0%	0 / 0%	0 / 0%	0 / 0%	0 / 0%	0 / 0%	0 / 0%
N	\$10,807,255	\$1,040,517 / 9.63%	\$72,383 / 0.67%	\$185,206 / 1.71%	\$509,352 / 4.71%	\$252,167 / 2.33%	0 / 0%	\$21,409 / 0.20%
S	***	\$8,174 / 0.13%	0 / 0%	\$7,843 / 0.13%	\$90 / 0.00%	\$241 / 0.00%	0 / 0%	0 / 0%
-TC	0	0 / 0%	0 / 0%	0 / 0%	0 / 0%	0 / 0%	0 / 0%	0 / 0%
-I	0	0 / 0%	0 / 0%	0 / 0%	0 / 0%	0 / 0%	0 / 0%	0 / 0%
	\$10,759,194	\$1,048,691 / 9.76%	\$72,383 / 0.67%	\$193,049 / 1.84%	\$509,442 / 4.71%	\$252,407 / 2.34%	0 / 0%	\$21,409 / 0.20%

709 - TEXAS A&M HEALTH SCIENCE CENTER - COMMODITY PURCHASING UNADJUSTED GOAL IS 21.1%								
T	\$-52,897	-\$24,932 / 47.13%	-\$24,910 / 47.09%	-\$22 / 0.04%	0 / 0%	0 / 0%	0 / 0%	0 / 0%
N	\$23,361,604	\$4,805,799 / 20.57%	\$1,456,993 / 6.24%	\$1,182,073 / 5.06%	\$2,076,899 / 8.89%	\$85,720 / 0.37%	0 / 0%	\$4,115 / 0.02%
S	***	\$30,976 / 0.33%	\$1,176 / 0.01%	\$18,996 / 0.20%	\$9,859 / 0.11%	\$946 / 0.01%	0 / 0%	0 / 0%
-TC	0	0 / 0%	0 / 0%	0 / 0%	0 / 0%	0 / 0%	0 / 0%	0 / 0%
-I	0	0 / 0%	0 / 0%	0 / 0%	0 / 0%	0 / 0%	0 / 0%	0 / 0%
	\$23,308,707	\$4,811,843 / 68.03%	\$1,433,260 / 53.34%	\$1,201,046 / 5.30%	\$2,086,757 / 9.00%	\$86,666 / 0.38%	0 / 0%	\$4,115 / 0.02%

*** DOLLARS REPORTED BUT NOT SHOWN IN THESE COLUMNS. T=TREASURY, N=NON-TREASURY, S=SUBCONTRACTOR FUNDS & PROCUREMENT CARD HUB PURCHASES, TC=TERM CONTRACT, I= INTER GOVERNMENT



TEXAS HISTORICALLY UNDERUTILIZED BUSINESS (HUB) SEMI-ANNUAL REPORT RECEIVED FOR FISCAL YEAR 2024

SECTION VII - STATE AGENCY EXPENDITURE DATA

FUND TYPE	TOTAL EXPENDITURE	TOTAL SPENT WITH HUBS AMOUNT / %	BLACK AMOUNT / %	HISPANIC AMOUNT / %	WOMAN AMOUNT / %	ASIAN PACIFIC AMOUNT / %	NATIVE AMERICAN AMOUNT / %	SERVICE-DISABLED VETERAN AMOUNT / %
709 - TEXAS A&M HEALTH SCIENCE CENTER - Statewide Grand Total Expenditures								
T	\$-100,957	-\$24,932 / 24.70%	-\$24,910 / 24.67%	-\$22 / 0.02%	0 / 0%	0 / 0%	0 / 0%	0 / 0%
N	\$42,350,934	\$6,886,070 / 16.26%	\$1,529,377 / 3.61%	\$1,413,274 / 3.34%	\$3,580,009 / 8.45%	\$337,887 / 0.80%	0 / 0%	\$25,524 / 0.06%
S	***	\$1,546,098 / 7.02%	\$6,576 / 0.03%	\$41,396 / 0.19%	\$1,496,941 / 6.80%	\$1,186 / 0.01%	0 / 0%	0 / 0%
-TC	0	0 / 0%	0 / 0%	0 / 0%	0 / 0%	0 / 0%	0 / 0%	0 / 0%
-I	0	0 / 0%	0 / 0%	0 / 0%	0 / 0%	0 / 0%	0 / 0%	0 / 0%
	\$42,249,977	\$8,407,236 / 47.98%	\$1,511,043 / 28.31%	\$1,454,647 / 3.55%	\$5,076,949 / 15.25%	\$339,073 / 0.80%	0 / 0%	\$25,524 / 0.06%

*** DOLLARS REPORTED BUT NOT SHOWN IN THESE COLUMNS. T=TREASURY, N=NON-TREASURY, S=SUBCONTRACTOR FUNDS & PROCUREMENT CARD HUB PURCHASES, TC=TERM CONTRACT, I= INTER GOVERNMENTAL



TEXAS HISTORICALLY UNDERUTILIZED BUSINESS (HUB) SEMI-ANNUAL REPORT RECEIVED FOR FISCAL YEAR 2024

SECTION VII - STATE AGENCY EXPENDITURE DATA

FUND TYPE	TOTAL EXPENDITURE	TOTAL SPENT WITH HUBS AMOUNT / %	BLACK AMOUNT / %	HISPANIC AMOUNT / %	WOMAN AMOUNT / %	ASIAN PACIFIC AMOUNT / %	NATIVE AMERICAN AMOUNT / %	SERVICE-DISABLED VETERAN AMOUNT / %
-----------	-------------------	----------------------------------	------------------	---------------------	------------------	--------------------------	----------------------------	-------------------------------------

710 - THE TEXAS A&M UNIVERSITY SYSTEM - HEAVY CONSTRUCTION UNADJUSTED GOAL IS 11.2%

T	0	0 / 0%	0 / 0%	0 / 0%	0 / 0%	0 / 0%	0 / 0%	0 / 0%
N	\$699,854	0 / 0%	0 / 0%	0 / 0%	0 / 0%	0 / 0%	0 / 0%	0 / 0%
S	***	\$82,612 / 11.80%	0 / 0%	0 / 0%	\$82,612 / 11.80%	0 / 0%	0 / 0%	0 / 0%
-TC	0	0 / 0%	0 / 0%	0 / 0%	0 / 0%	0 / 0%	0 / 0%	0 / 0%
-I	0	0 / 0%	0 / 0%	0 / 0%	0 / 0%	0 / 0%	0 / 0%	0 / 0%
	\$699,854	\$82,612 / 11.80%	0 / 0%	0 / 0%	\$82,612 / 11.80%	0 / 0%	0 / 0%	0 / 0%

710 - THE TEXAS A&M UNIVERSITY SYSTEM - BUILDING CONSTRUCTION UNADJUSTED GOAL IS 21.1%

T	\$9,252	\$9,252 / 100.00%	0 / 0%	\$9,252 / 100.00%	0 / 0%	0 / 0%	0 / 0%	0 / 0%
N	\$176,587,247	\$24,722,475 / 14.00%	\$37,356 / 0.02%	\$23,356,351 / 13.23%	\$1,049,197 / 0.59%	\$209,204 / 0.12%	0 / 0%	\$70,367 / 0.04%
S	***	\$28,387,887 / 16.08%	\$894,976 / 0.51%	\$11,630,820 / 6.59%	\$15,145,962 / 8.58%	\$126,848 / 0.07%	\$49,821 / 0.03%	\$539,461 / 0.31%
-TC	0	0 / 0%	0 / 0%	0 / 0%	0 / 0%	0 / 0%	0 / 0%	0 / 0%
-I	0	0 / 0%	0 / 0%	0 / 0%	0 / 0%	0 / 0%	0 / 0%	0 / 0%
	\$176,596,499	\$53,119,614 / 130.08%	\$932,332 / 0.53%	\$34,996,423 / 119.81%	\$16,195,158 / 9.17%	\$336,052 / 0.19%	\$49,821 / 0.03%	\$609,827 / 0.35%

710 - THE TEXAS A&M UNIVERSITY SYSTEM - SPECIAL TRADE UNADJUSTED GOAL IS 32.9%

T	0	0 / 0%	0 / 0%	0 / 0%	0 / 0%	0 / 0%	0 / 0%	0 / 0%
N	\$3,546,952	0 / 0%	0 / 0%	0 / 0%	0 / 0%	0 / 0%	0 / 0%	0 / 0%
S	***	0 / 0%	0 / 0%	0 / 0%	0 / 0%	0 / 0%	0 / 0%	0 / 0%
-TC	0	0 / 0%	0 / 0%	0 / 0%	0 / 0%	0 / 0%	0 / 0%	0 / 0%
-I	0	0 / 0%	0 / 0%	0 / 0%	0 / 0%	0 / 0%	0 / 0%	0 / 0%
	\$3,546,952	0 / 0%	0 / 0%	0 / 0%	0 / 0%	0 / 0%	0 / 0%	0 / 0%

*** DOLLARS REPORTED BUT NOT SHOWN IN THESE COLUMNS. T=TREASURY, N=NON-TREASURY, S=SUBCONTRACTOR FUNDS & PROCUREMENT CARD HUB PURCHASES, TC=TERM CONTRACT, I= INTER GOVERNMENTAL



TEXAS HISTORICALLY UNDERUTILIZED BUSINESS (HUB) SEMI-ANNUAL REPORT RECEIVED FOR FISCAL YEAR 2024

SECTION VII - STATE AGENCY EXPENDITURE DATA

FUND TYPE	TOTAL EXPENDITURE	TOTAL SPENT WITH HUBS AMOUNT / %	BLACK AMOUNT / %	HISPANIC AMOUNT / %	WOMAN AMOUNT / %	ASIAN PACIFIC AMOUNT / %	NATIVE AMERICAN AMOUNT / %	SERVICE-DISABLED VETERAN AMOUNT / %
710 - THE TEXAS A&M UNIVERSITY SYSTEM - PROFESSIONAL SERVICES UNADJUSTED GOAL IS 23.7%								
T	0	0 / 0%	0 / 0%	0 / 0%	0 / 0%	0 / 0%	0 / 0%	0 / 0%
N	\$27,531,753	\$3,265,791 / 11.86%	0 / 0%	\$3,265,791 / 11.86%	0 / 0%	0 / 0%	0 / 0%	0 / 0%
S	***	\$9,155,002 / 33.28%	\$1,176,670 / 4.28%	\$4,415,621 / 16.05%	\$2,108,683 / 7.67%	\$965,592 / 3.51%	\$102,405 / 0.37%	\$386,031 / 1.40%
-TC	0	0 / 0%	0 / 0%	0 / 0%	0 / 0%	0 / 0%	0 / 0%	0 / 0%
-I	0	0 / 0%	0 / 0%	0 / 0%	0 / 0%	0 / 0%	0 / 0%	0 / 0%
	\$27,531,753	\$12,420,793 / 45.15%	\$1,176,670 / 4.28%	\$7,681,412 / 27.92%	\$2,108,683 / 7.67%	\$965,592 / 3.51%	\$102,405 / 0.37%	\$386,031 / 1.40%

710 - THE TEXAS A&M UNIVERSITY SYSTEM - OTHER SERVICES UNADJUSTED GOAL IS 26%								
T	\$-282	0 / 0%	0 / 0%	0 / 0%	0 / 0%	0 / 0%	0 / 0%	0 / 0%
N	\$14,530,384	\$705,823 / 4.86%	\$575,007 / 3.96%	\$3,448 / 0.02%	\$40,108 / 0.28%	\$87,261 / 0.60%	0 / 0%	0 / 0%
S	***	0 / 0%	0 / 0%	0 / 0%	0 / 0%	0 / 0%	0 / 0%	0 / 0%
-TC	0	0 / 0%	0 / 0%	0 / 0%	0 / 0%	0 / 0%	0 / 0%	0 / 0%
-I	0	0 / 0%	0 / 0%	0 / 0%	0 / 0%	0 / 0%	0 / 0%	0 / 0%
	\$14,530,102	\$705,823 / 4.86%	\$575,007 / 3.96%	\$3,448 / 0.02%	\$40,108 / 0.28%	\$87,261 / 0.60%	0 / 0%	0 / 0%

710 - THE TEXAS A&M UNIVERSITY SYSTEM - COMMODITY PURCHASING UNADJUSTED GOAL IS 21.1%								
T	\$3,717,380	-\$9,252 / -0.25%	0 / 0%	-\$9,252 / -0.25%	0 / 0%	0 / 0%	0 / 0%	0 / 0%
N	\$12,171,345	\$7,730,683 / 63.52%	\$2,308,858 / 18.97%	\$3,160,394 / 25.97%	\$2,016,475 / 16.57%	\$244,955 / 2.01%	0 / 0%	0 / 0%
S	***	\$6,610 / 2.26%	0 / 0%	0 / 0%	\$6,610 / 2.26%	0 / 0%	0 / 0%	0 / 0%
-TC	0	0 / 0%	0 / 0%	0 / 0%	0 / 0%	0 / 0%	0 / 0%	0 / 0%
-I	0	0 / 0%	0 / 0%	0 / 0%	0 / 0%	0 / 0%	0 / 0%	0 / 0%
	\$15,888,725	\$7,728,041 / 65.53%	\$2,308,858 / 18.97%	\$3,151,142 / 25.72%	\$2,023,085 / 18.83%	\$244,955 / 2.01%	0 / 0%	0 / 0%

*** DOLLARS REPORTED BUT NOT SHOWN IN THESE COLUMNS. T=TREASURY, N=NON-TREASURY, S=SUBCONTRACTOR FUNDS & PROCUREMENT CARD HUB PURCHASES, TC=TERM CONTRACT, I= INTER GOVERNMENTAL



TEXAS HISTORICALLY UNDERUTILIZED BUSINESS (HUB) SEMI-ANNUAL REPORT RECEIVED FOR FISCAL YEAR 2024

SECTION VII - STATE AGENCY EXPENDITURE DATA

FUND TYPE	TOTAL EXPENDITURE	TOTAL SPENT WITH HUBS AMOUNT / %	BLACK AMOUNT / %	HISPANIC AMOUNT / %	WOMAN AMOUNT / %	ASIAN PACIFIC AMOUNT / %	NATIVE AMERICAN AMOUNT / %	SERVICE-DISABLED VETERAN AMOUNT / %
710 - THE TEXAS A&M UNIVERSITY SYSTEM - Statewide Grand Total Expenditures								
T	\$3,726,350	0 / 0%	0 / 0%	0 / 0%	0 / 0%	0 / 0%	0 / 0%	0 / 0%
N	\$235,067,535	\$36,424,771 / 15.50%	\$2,921,222 / 1.24%	\$29,785,984 / 12.67%	\$3,105,779 / 1.32%	\$541,420 / 0.23%	0 / 0%	\$70,367 / 0.03%
S	***	\$37,632,111 / 18.35%	\$2,071,647 / 1.01%	\$16,046,440 / 7.82%	\$17,343,867 / 8.46%	\$1,092,440 / 0.53%	\$152,226 / 0.07%	\$925,491 / 0.45%
-TC	0	0 / 0%	0 / 0%	0 / 0%	0 / 0%	0 / 0%	0 / 0%	0 / 0%
-I	0	0 / 0%	0 / 0%	0 / 0%	0 / 0%	0 / 0%	0 / 0%	0 / 0%
	\$238,793,885	\$74,056,882 / 33.85%	\$4,992,868 / 2.25%	\$45,832,424 / 20.50%	\$20,449,646 / 9.78%	\$1,633,860 / 0.76%	\$152,226 / 0.07%	\$995,858 / 0.48%

*** DOLLARS REPORTED BUT NOT SHOWN IN THESE COLUMNS. T=TREASURY, N=NON-TREASURY, S=SUBCONTRACTOR FUNDS & PROCUREMENT CARD HUB PURCHASES, TC=TERM CONTRACT, I= INTER GOVERNMENTAL



TEXAS HISTORICALLY UNDERUTILIZED BUSINESS (HUB) SEMI-ANNUAL REPORT RECEIVED FOR FISCAL YEAR 2024

SECTION VII - STATE AGENCY EXPENDITURE DATA

FUND TYPE	TOTAL EXPENDITURE	TOTAL SPENT WITH HUBS AMOUNT / %	BLACK AMOUNT / %	HISPANIC AMOUNT / %	WOMAN AMOUNT / %	ASIAN PACIFIC AMOUNT / %	NATIVE AMERICAN AMOUNT / %	SERVICE-DISABLED VETERAN AMOUNT / %
-----------	-------------------	----------------------------------	------------------	---------------------	------------------	--------------------------	----------------------------	-------------------------------------

711 - TEXAS A & M UNIVERSITY (MAIN UNIV) - HEAVY CONSTRUCTION UNADJUSTED GOAL IS 11.2%

T	0	0 / 0%	0 / 0%	0 / 0%	0 / 0%	0 / 0%	0 / 0%	0 / 0%
N	\$1,746,381	0 / 0%	0 / 0%	0 / 0%	0 / 0%	0 / 0%	0 / 0%	0 / 0%
S	***	0 / 0%	0 / 0%	0 / 0%	0 / 0%	0 / 0%	0 / 0%	0 / 0%
-TC	0	0 / 0%	0 / 0%	0 / 0%	0 / 0%	0 / 0%	0 / 0%	0 / 0%
-I	0	0 / 0%	0 / 0%	0 / 0%	0 / 0%	0 / 0%	0 / 0%	0 / 0%
	\$1,746,381	0 / 0%	0 / 0%	0 / 0%	0 / 0%	0 / 0%	0 / 0%	0 / 0%

711 - TEXAS A & M UNIVERSITY (MAIN UNIV) - BUILDING CONSTRUCTION UNADJUSTED GOAL IS 21.1%

T	\$-115,756	0 / 0%	0 / 0%	0 / 0%	0 / 0%	0 / 0%	0 / 0%	0 / 0%
N	\$32,237,092	\$6,787,815 / 21.06%	0 / 0%	\$4,619,725 / 14.33%	\$2,168,090 / 6.73%	0 / 0%	0 / 0%	0 / 0%
S	***	\$5,737,665 / 18.22%	0 / 0%	\$842,666 / 2.68%	\$4,894,999 / 15.54%	0 / 0%	0 / 0%	0 / 0%
-TC	0	0 / 0%	0 / 0%	0 / 0%	0 / 0%	0 / 0%	0 / 0%	0 / 0%
-I	0	0 / 0%	0 / 0%	0 / 0%	0 / 0%	0 / 0%	0 / 0%	0 / 0%
	\$32,121,336	\$12,525,480 / 39.27%	0 / 0%	\$5,462,391 / 17.01%	\$7,063,089 / 22.27%	0 / 0%	0 / 0%	0 / 0%

711 - TEXAS A & M UNIVERSITY (MAIN UNIV) - SPECIAL TRADE UNADJUSTED GOAL IS 32.9%

T	0	0 / 0%	0 / 0%	0 / 0%	0 / 0%	0 / 0%	0 / 0%	0 / 0%
N	\$70,895,977	\$3,079,400 / 4.34%	\$73,680 / 0.10%	\$22,162 / 0.03%	\$2,924,493 / 4.13%	0 / 0%	0 / 0%	\$59,065 / 0.08%
S	***	\$15,978,627 / 23.91%	0 / 0%	\$3,132,898 / 4.69%	\$12,387,347 / 18.53%	0 / 0%	\$24,152 / 0.04%	\$434,231 / 0.65%
-TC	0	0 / 0%	0 / 0%	0 / 0%	0 / 0%	0 / 0%	0 / 0%	0 / 0%
-I	0	0 / 0%	0 / 0%	0 / 0%	0 / 0%	0 / 0%	0 / 0%	0 / 0%
	\$70,895,977	\$19,058,027 / 28.25%	\$73,680 / 0.10%	\$3,155,059 / 4.72%	\$15,311,840 / 22.66%	0 / 0%	\$24,152 / 0.04%	\$493,296 / 0.73%

*** DOLLARS REPORTED BUT NOT SHOWN IN THESE COLUMNS. T=TREASURY, N=NON-TREASURY, S=SUBCONTRACTOR FUNDS & PROCUREMENT CARD HUB PURCHASES, TC=TERM CONTRACT, I= INTER GOVERNMENTAL



TEXAS HISTORICALLY UNDERUTILIZED BUSINESS (HUB) SEMI-ANNUAL REPORT RECEIVED FOR FISCAL YEAR 2024

SECTION VII - STATE AGENCY EXPENDITURE DATA

FUND TYPE	TOTAL EXPENDITURE	TOTAL SPENT WITH HUBS AMOUNT / %	BLACK AMOUNT / %	HISPANIC AMOUNT / %	WOMAN AMOUNT / %	ASIAN PACIFIC AMOUNT / %	NATIVE AMERICAN AMOUNT / %	SERVICE-DISABLED VETERAN AMOUNT / %
711 - TEXAS A & M UNIVERSITY (MAIN UNIV) - PROFESSIONAL SERVICES UNADJUSTED GOAL IS 23.7%								
T	0	0 / 0%	0 / 0%	0 / 0%	0 / 0%	0 / 0%	0 / 0%	0 / 0%
N	\$1,692,080	\$260 / 0.02%	0 / 0%	0 / 0%	\$260 / 0.02%	0 / 0%	0 / 0%	0 / 0%
S	***	\$31,768 / 8.29%	\$31,768 / 8.29%	0 / 0%	0 / 0%	0 / 0%	0 / 0%	0 / 0%
-TC	0	0 / 0%	0 / 0%	0 / 0%	0 / 0%	0 / 0%	0 / 0%	0 / 0%
-I	0	0 / 0%	0 / 0%	0 / 0%	0 / 0%	0 / 0%	0 / 0%	0 / 0%
	\$1,692,080	\$32,028 / 8.31%	\$31,768 / 8.29%	0 / 0%	\$260 / 0.02%	0 / 0%	0 / 0%	0 / 0%
711 - TEXAS A & M UNIVERSITY (MAIN UNIV) - OTHER SERVICES UNADJUSTED GOAL IS 26%								
T	-\$9,663	-\$105 / 1.08%	0 / 0%	0 / 0%	-\$105 / 1.08%	0 / 0%	0 / 0%	0 / 0%
N	\$89,272,171	\$9,900,274 / 11.09%	\$2,774,060 / 3.11%	\$2,836,210 / 3.18%	\$3,653,040 / 4.09%	\$423,510 / 0.47%	0 / 0%	\$213,455 / 0.24%
S	***	\$2,911,095 / 4.37%	\$32,885 / 0.05%	\$1,013,010 / 1.52%	\$1,848,008 / 2.77%	\$8,000 / 0.01%	0 / 0%	\$9,192 / 0.01%
-TC	0	0 / 0%	0 / 0%	0 / 0%	0 / 0%	0 / 0%	0 / 0%	0 / 0%
-I	0	0 / 0%	0 / 0%	0 / 0%	0 / 0%	0 / 0%	0 / 0%	0 / 0%
	\$89,262,509	\$12,811,265 / 16.54%	\$2,806,946 / 3.16%	\$3,849,220 / 4.70%	\$5,500,943 / 7.95%	\$431,510 / 0.49%	0 / 0%	\$222,646 / 0.25%
711 - TEXAS A & M UNIVERSITY (MAIN UNIV) - COMMODITY PURCHASING UNADJUSTED GOAL IS 21.1%								
T	-\$143,349	-\$13,973 / 9.75%	-\$10,937 / 7.63%	-\$333 / 0.23%	-\$2,704 / 1.89%	0 / 0%	0 / 0%	0 / 0%
N	\$97,906,720	\$26,909,973 / 27.49%	\$11,008,348 / 11.24%	\$4,370,768 / 4.46%	\$10,248,257 / 10.47%	\$934,510 / 0.95%	\$372 / 0.00%	\$347,718 / 0.36%
S	***	\$214,458 / 0.40%	\$29,672 / 0.06%	\$54,508 / 0.10%	\$122,480 / 0.23%	\$459 / 0.00%	0 / 0%	\$7,340 / 0.01%
-TC	0	0 / 0%	0 / 0%	0 / 0%	0 / 0%	0 / 0%	0 / 0%	0 / 0%
-I	0	0 / 0%	0 / 0%	0 / 0%	0 / 0%	0 / 0%	0 / 0%	0 / 0%
	\$97,763,371	\$27,110,459 / 37.64%	\$11,027,083 / 18.93%	\$4,424,943 / 4.80%	\$10,368,034 / 12.58%	\$934,969 / 0.96%	\$372 / 0.00%	\$355,057 / 0.37%

*** DOLLARS REPORTED BUT NOT SHOWN IN THESE COLUMNS. T=TREASURY, N=NON-TREASURY, S=SUBCONTRACTOR FUNDS & PROCUREMENT CARD HUB PURCHASES, TC=TERM CONTRACT, I= INTER GOVERNMENT



TEXAS HISTORICALLY UNDERUTILIZED BUSINESS (HUB) SEMI-ANNUAL REPORT RECEIVED FOR FISCAL YEAR 2024

SECTION VII - STATE AGENCY EXPENDITURE DATA

FUND TYPE	TOTAL EXPENDITURE	TOTAL SPENT WITH HUBS AMOUNT / %	BLACK AMOUNT / %	HISPANIC AMOUNT / %	WOMAN AMOUNT / %	ASIAN PACIFIC AMOUNT / %	NATIVE AMERICAN AMOUNT / %	SERVICE-DISABLED VETERAN AMOUNT / %
711 - TEXAS A & M UNIVERSITY (MAIN UNIV) - Statewide Grand Total Expenditures								
T	\$-268,768	-\$14,078 / 5.24%	-\$10,937 / 4.07%	-\$333 / 0.12%	-\$2,808 / 1.04%	0 / 0%	0 / 0%	0 / 0%
N	\$293,750,421	\$46,677,723 / 15.89%	\$13,856,088 / 4.72%	\$11,848,865 / 4.03%	\$18,994,140 / 6.47%	\$1,358,020 / 0.46%	\$372 / 0.00%	\$620,238 / 0.21%
S	***	\$24,873,613 / 11.37%	\$94,325 / 0.04%	\$5,043,081 / 2.31%	\$19,252,834 / 8.80%	\$8,459 / 0.00%	\$24,152 / 0.01%	\$450,762 / 0.21%
-TC	0	0 / 0%	0 / 0%	0 / 0%	0 / 0%	0 / 0%	0 / 0%	0 / 0%
-I	0	0 / 0%	0 / 0%	0 / 0%	0 / 0%	0 / 0%	0 / 0%	0 / 0%
	\$293,481,653	\$71,537,259 / 32.50%	\$13,939,477 / 8.83%	\$16,891,613 / 6.46%	\$38,244,166 / 16.32%	\$1,366,478 / 0.47%	\$24,524 / 0.01%	\$1,071,000 / 0.42%

*** DOLLARS REPORTED BUT NOT SHOWN IN THESE COLUMNS. T=TREASURY, N=NON-TREASURY, S=SUBCONTRACTOR FUNDS & PROCUREMENT CARD HUB PURCHASES, TC=TERM CONTRACT, I= INTER GOVERNMENTAL



TEXAS HISTORICALLY UNDERUTILIZED BUSINESS (HUB) SEMI-ANNUAL REPORT RECEIVED FOR FISCAL YEAR 2024

SECTION VII - STATE AGENCY EXPENDITURE DATA

FUND TYPE	TOTAL EXPENDITURE	TOTAL SPENT WITH HUBS AMOUNT / %	BLACK AMOUNT / %	HISPANIC AMOUNT / %	WOMAN AMOUNT / %	ASIAN PACIFIC AMOUNT / %	NATIVE AMERICAN AMOUNT / %	SERVICE-DISABLED VETERAN AMOUNT / %
712 - TEXAS A&M ENGINEERING EXPERIMENT STA - HEAVY CONSTRUCTION UNADJUSTED GOAL IS 11.2%								
T	0	0 / 0%	0 / 0%	0 / 0%	0 / 0%	0 / 0%	0 / 0%	0 / 0%
N	\$6,450	0 / 0%	0 / 0%	0 / 0%	0 / 0%	0 / 0%	0 / 0%	0 / 0%
S	***	0 / 0%	0 / 0%	0 / 0%	0 / 0%	0 / 0%	0 / 0%	0 / 0%
-TC	0	0 / 0%	0 / 0%	0 / 0%	0 / 0%	0 / 0%	0 / 0%	0 / 0%
-I	0	0 / 0%	0 / 0%	0 / 0%	0 / 0%	0 / 0%	0 / 0%	0 / 0%
	\$6,450	0 / 0%	0 / 0%	0 / 0%	0 / 0%	0 / 0%	0 / 0%	0 / 0%

712 - TEXAS A&M ENGINEERING EXPERIMENT STA - BUILDING CONSTRUCTION UNADJUSTED GOAL IS 21.1%								
T	0	0 / 0%	0 / 0%	0 / 0%	0 / 0%	0 / 0%	0 / 0%	0 / 0%
N	\$3,779,148	\$614,500 / 16.26%	0 / 0%	\$202,561 / 5.36%	\$411,939 / 10.90%	0 / 0%	0 / 0%	0 / 0%
S	***	0 / 0%	0 / 0%	0 / 0%	0 / 0%	0 / 0%	0 / 0%	0 / 0%
-TC	0	0 / 0%	0 / 0%	0 / 0%	0 / 0%	0 / 0%	0 / 0%	0 / 0%
-I	0	0 / 0%	0 / 0%	0 / 0%	0 / 0%	0 / 0%	0 / 0%	0 / 0%
	\$3,779,148	\$614,500 / 16.26%	0 / 0%	\$202,561 / 5.36%	\$411,939 / 10.90%	0 / 0%	0 / 0%	0 / 0%

712 - TEXAS A&M ENGINEERING EXPERIMENT STA - SPECIAL TRADE UNADJUSTED GOAL IS 32.9%								
T	0	0 / 0%	0 / 0%	0 / 0%	0 / 0%	0 / 0%	0 / 0%	0 / 0%
N	\$736,905	\$357,994 / 48.58%	0 / 0%	\$10,360 / 1.41%	\$347,634 / 47.17%	0 / 0%	0 / 0%	0 / 0%
S	***	0 / 0%	0 / 0%	0 / 0%	0 / 0%	0 / 0%	0 / 0%	0 / 0%
-TC	0	0 / 0%	0 / 0%	0 / 0%	0 / 0%	0 / 0%	0 / 0%	0 / 0%
-I	0	0 / 0%	0 / 0%	0 / 0%	0 / 0%	0 / 0%	0 / 0%	0 / 0%
	\$736,905	\$357,994 / 48.58%	0 / 0%	\$10,360 / 1.41%	\$347,634 / 47.17%	0 / 0%	0 / 0%	0 / 0%

*** DOLLARS REPORTED BUT NOT SHOWN IN THESE COLUMNS. T=TREASURY, N=NON-TREASURY, S=SUBCONTRACTOR FUNDS & PROCUREMENT CARD HUB PURCHASES, TC=TERM CONTRACT, I= INTER GOVERNMENT



TEXAS HISTORICALLY UNDERUTILIZED BUSINESS (HUB) SEMI-ANNUAL REPORT RECEIVED FOR FISCAL YEAR 2024

SECTION VII - STATE AGENCY EXPENDITURE DATA

FUND TYPE	TOTAL EXPENDITURE	TOTAL SPENT WITH HUBS AMOUNT / %	BLACK AMOUNT / %	HISPANIC AMOUNT / %	WOMAN AMOUNT / %	ASIAN PACIFIC AMOUNT / %	NATIVE AMERICAN AMOUNT / %	SERVICE-DISABLED VETERAN AMOUNT / %
712 - TEXAS A&M ENGINEERING EXPERIMENT STA - PROFESSIONAL SERVICES UNADJUSTED GOAL IS 23.7%								
T	0	0 / 0%	0 / 0%	0 / 0%	0 / 0%	0 / 0%	0 / 0%	0 / 0%
N	\$16,102	0 / 0%	0 / 0%	0 / 0%	0 / 0%	0 / 0%	0 / 0%	0 / 0%
S	***	0 / 0%	0 / 0%	0 / 0%	0 / 0%	0 / 0%	0 / 0%	0 / 0%
-TC	0	0 / 0%	0 / 0%	0 / 0%	0 / 0%	0 / 0%	0 / 0%	0 / 0%
-I	0	0 / 0%	0 / 0%	0 / 0%	0 / 0%	0 / 0%	0 / 0%	0 / 0%
	\$16,102	0 / 0%	0 / 0%	0 / 0%	0 / 0%	0 / 0%	0 / 0%	0 / 0%

712 - TEXAS A&M ENGINEERING EXPERIMENT STA - OTHER SERVICES UNADJUSTED GOAL IS 26%								
T	\$-900	0 / 0%	0 / 0%	0 / 0%	0 / 0%	0 / 0%	0 / 0%	0 / 0%
N	\$2,613,360	\$77,966 / 2.98%	\$1,184 / 0.05%	\$4,018 / 0.15%	\$69,674 / 2.67%	\$3,089 / 0.12%	0 / 0%	0 / 0%
S	***	\$2,262 / 0.15%	\$2,262 / 0.15%	0 / 0%	0 / 0%	0 / 0%	0 / 0%	0 / 0%
-TC	0	0 / 0%	0 / 0%	0 / 0%	0 / 0%	0 / 0%	0 / 0%	0 / 0%
-I	0	0 / 0%	0 / 0%	0 / 0%	0 / 0%	0 / 0%	0 / 0%	0 / 0%
	\$2,612,460	\$80,228 / 3.13%	\$3,446 / 0.20%	\$4,018 / 0.15%	\$69,674 / 2.67%	\$3,089 / 0.12%	0 / 0%	0 / 0%

712 - TEXAS A&M ENGINEERING EXPERIMENT STA - COMMODITY PURCHASING UNADJUSTED GOAL IS 21.1%								
T	\$-360	-\$170 / 47.28%	0 / 0%	-\$170 / 47.28%	0 / 0%	0 / 0%	0 / 0%	0 / 0%
N	\$12,063,906	\$2,381,735 / 19.74%	\$841,140 / 6.97%	\$366,943 / 3.04%	\$1,052,345 / 8.72%	\$116,326 / 0.96%	\$869 / 0.01%	\$4,112 / 0.03%
S	***	\$2,276 / 0.15%	0 / 0%	\$367 / 0.02%	\$1,909 / 0.12%	0 / 0%	0 / 0%	0 / 0%
-TC	0	0 / 0%	0 / 0%	0 / 0%	0 / 0%	0 / 0%	0 / 0%	0 / 0%
-I	0	0 / 0%	0 / 0%	0 / 0%	0 / 0%	0 / 0%	0 / 0%	0 / 0%
	\$12,063,545	\$2,383,840 / 67.17%	\$841,140 / 6.97%	\$367,140 / 50.35%	\$1,054,254 / 8.85%	\$116,326 / 0.96%	\$869 / 0.01%	\$4,112 / 0.03%

*** DOLLARS REPORTED BUT NOT SHOWN IN THESE COLUMNS. T=TREASURY, N=NON-TREASURY, S=SUBCONTRACTOR FUNDS & PROCUREMENT CARD HUB PURCHASES, TC=TERM CONTRACT, I= INTER GOVERNMENT



TEXAS HISTORICALLY UNDERUTILIZED BUSINESS (HUB) SEMI-ANNUAL REPORT RECEIVED FOR FISCAL YEAR 2024

SECTION VII - STATE AGENCY EXPENDITURE DATA

FUND TYPE	TOTAL EXPENDITURE	TOTAL SPENT WITH HUBS AMOUNT / %	BLACK AMOUNT / %	HISPANIC AMOUNT / %	WOMAN AMOUNT / %	ASIAN PACIFIC AMOUNT / %	NATIVE AMERICAN AMOUNT / %	SERVICE-DISABLED VETERAN AMOUNT / %
712 - TEXAS A&M ENGINEERING EXPERIMENT STA - Statewide Grand Total Expenditures								
T	\$-1,260	-\$170 / 13.52%	0 / 0%	-\$170 / 13.52%	0 / 0%	0 / 0%	0 / 0%	0 / 0%
N	\$19,215,872	\$3,432,194 / 17.86%	\$842,324 / 4.38%	\$583,882 / 3.04%	\$1,881,592 / 9.79%	\$119,415 / 0.62%	\$869 / 0.00%	\$4,112 / 0.02%
S	***	\$4,538 / 0.15%	\$2,262 / 0.07%	\$367 / 0.01%	\$1,909 / 0.06%	0 / 0%	0 / 0%	0 / 0%
-TC	0	0 / 0%	0 / 0%	0 / 0%	0 / 0%	0 / 0%	0 / 0%	0 / 0%
-I	0	0 / 0%	0 / 0%	0 / 0%	0 / 0%	0 / 0%	0 / 0%	0 / 0%
	\$19,214,611	\$3,436,562 / 31.53%	\$844,586 / 4.46%	\$584,079 / 16.57%	\$1,883,501 / 9.85%	\$119,415 / 0.62%	\$869 / 0.00%	\$4,112 / 0.02%

*** DOLLARS REPORTED BUT NOT SHOWN IN THESE COLUMNS. T=TREASURY, N=NON-TREASURY, S=SUBCONTRACTOR FUNDS & PROCUREMENT CARD HUB PURCHASES, TC=TERM CONTRACT, I= INTER GOVERNMENTAL



TEXAS HISTORICALLY UNDERUTILIZED BUSINESS (HUB) SEMI-ANNUAL REPORT RECEIVED FOR FISCAL YEAR 2024

SECTION VII - STATE AGENCY EXPENDITURE DATA

FUND TYPE	TOTAL EXPENDITURE	TOTAL SPENT WITH HUBS AMOUNT / %	BLACK AMOUNT / %	HISPANIC AMOUNT / %	WOMAN AMOUNT / %	ASIAN PACIFIC AMOUNT / %	NATIVE AMERICAN AMOUNT / %	SERVICE-DISABLED VETERAN AMOUNT / %
-----------	-------------------	----------------------------------	------------------	---------------------	------------------	--------------------------	----------------------------	-------------------------------------

713 - TARLETON STATE UNIVERSITY - HEAVY CONSTRUCTION UNADJUSTED GOAL IS 11.2%

T	0	0 / 0%	0 / 0%	0 / 0%	0 / 0%	0 / 0%	0 / 0%	0 / 0%
N	0	0 / 0%	0 / 0%	0 / 0%	0 / 0%	0 / 0%	0 / 0%	0 / 0%
S	***	0 / 0%	0 / 0%	0 / 0%	0 / 0%	0 / 0%	0 / 0%	0 / 0%
-TC	0	0 / 0%	0 / 0%	0 / 0%	0 / 0%	0 / 0%	0 / 0%	0 / 0%
-I	0	0 / 0%	0 / 0%	0 / 0%	0 / 0%	0 / 0%	0 / 0%	0 / 0%
	0	0 / 0%	0 / 0%	0 / 0%	0 / 0%	0 / 0%	0 / 0%	0 / 0%

713 - TARLETON STATE UNIVERSITY - BUILDING CONSTRUCTION UNADJUSTED GOAL IS 21.1%

T	0	0 / 0%	0 / 0%	0 / 0%	0 / 0%	0 / 0%	0 / 0%	0 / 0%
N	0	0 / 0%	0 / 0%	0 / 0%	0 / 0%	0 / 0%	0 / 0%	0 / 0%
S	***	0 / 0%	0 / 0%	0 / 0%	0 / 0%	0 / 0%	0 / 0%	0 / 0%
-TC	0	0 / 0%	0 / 0%	0 / 0%	0 / 0%	0 / 0%	0 / 0%	0 / 0%
-I	0	0 / 0%	0 / 0%	0 / 0%	0 / 0%	0 / 0%	0 / 0%	0 / 0%
	0	0 / 0%	0 / 0%	0 / 0%	0 / 0%	0 / 0%	0 / 0%	0 / 0%

713 - TARLETON STATE UNIVERSITY - SPECIAL TRADE UNADJUSTED GOAL IS 32.9%

T	0	0 / 0%	0 / 0%	0 / 0%	0 / 0%	0 / 0%	0 / 0%	0 / 0%
N	\$24,559	\$7,278 / 29.63%	0 / 0%	0 / 0%	\$7,278 / 29.63%	0 / 0%	0 / 0%	0 / 0%
S	***	0 / 0%	0 / 0%	0 / 0%	0 / 0%	0 / 0%	0 / 0%	0 / 0%
-TC	0	0 / 0%	0 / 0%	0 / 0%	0 / 0%	0 / 0%	0 / 0%	0 / 0%
-I	0	0 / 0%	0 / 0%	0 / 0%	0 / 0%	0 / 0%	0 / 0%	0 / 0%
	\$24,559	\$7,278 / 29.63%	0 / 0%	0 / 0%	\$7,278 / 29.63%	0 / 0%	0 / 0%	0 / 0%

*** DOLLARS REPORTED BUT NOT SHOWN IN THESE COLUMNS. T=TREASURY, N=NON-TREASURY, S=SUBCONTRACTOR FUNDS & PROCUREMENT CARD HUB PURCHASES, TC=TERM CONTRACT, I= INTER GOVERNMENTAL



TEXAS HISTORICALLY UNDERUTILIZED BUSINESS (HUB) SEMI-ANNUAL REPORT RECEIVED FOR FISCAL YEAR 2024

SECTION VII - STATE AGENCY EXPENDITURE DATA

FUND TYPE	TOTAL EXPENDITURE	TOTAL SPENT WITH HUBS AMOUNT / %	BLACK AMOUNT / %	HISPANIC AMOUNT / %	WOMAN AMOUNT / %	ASIAN PACIFIC AMOUNT / %	NATIVE AMERICAN AMOUNT / %	SERVICE-DISABLED VETERAN AMOUNT / %
713 - TARLETON STATE UNIVERSITY - PROFESSIONAL SERVICES UNADJUSTED GOAL IS 23.7%								
T	0	0 / 0%	0 / 0%	0 / 0%	0 / 0%	0 / 0%	0 / 0%	0 / 0%
N	\$274,683	0 / 0%	0 / 0%	0 / 0%	0 / 0%	0 / 0%	0 / 0%	0 / 0%
S	***	0 / 0%	0 / 0%	0 / 0%	0 / 0%	0 / 0%	0 / 0%	0 / 0%
-TC	0	0 / 0%	0 / 0%	0 / 0%	0 / 0%	0 / 0%	0 / 0%	0 / 0%
-I	0	0 / 0%	0 / 0%	0 / 0%	0 / 0%	0 / 0%	0 / 0%	0 / 0%
	\$274,683	0 / 0%	0 / 0%	0 / 0%	0 / 0%	0 / 0%	0 / 0%	0 / 0%

713 - TARLETON STATE UNIVERSITY - OTHER SERVICES UNADJUSTED GOAL IS 26%								
T	0	0 / 0%	0 / 0%	0 / 0%	0 / 0%	0 / 0%	0 / 0%	0 / 0%
N	\$33,373,165	\$344,192 / 1.03%	\$366 / 0.00%	\$108,755 / 0.33%	\$212,874 / 0.64%	\$22,196 / 0.07%	0 / 0%	0 / 0%
S	***	\$2,213,846 / 7.56%	0 / 0%	\$832,283 / 2.84%	\$1,381,563 / 4.72%	0 / 0%	0 / 0%	0 / 0%
-TC	0	0 / 0%	0 / 0%	0 / 0%	0 / 0%	0 / 0%	0 / 0%	0 / 0%
-I	0	0 / 0%	0 / 0%	0 / 0%	0 / 0%	0 / 0%	0 / 0%	0 / 0%
	\$33,373,165	\$2,558,038 / 8.60%	\$366 / 0.00%	\$941,038 / 3.17%	\$1,594,437 / 5.36%	\$22,196 / 0.07%	0 / 0%	0 / 0%

713 - TARLETON STATE UNIVERSITY - COMMODITY PURCHASING UNADJUSTED GOAL IS 21.1%								
T	\$-48	0 / 0%	0 / 0%	0 / 0%	0 / 0%	0 / 0%	0 / 0%	0 / 0%
N	\$9,894,877	\$1,922,311 / 19.43%	\$547,998 / 5.54%	\$66,827 / 0.68%	\$1,153,164 / 11.65%	\$154,322 / 1.56%	0 / 0%	0 / 0%
S	***	\$23,032 / 0.93%	0 / 0%	\$18,704 / 0.75%	\$4,328 / 0.17%	0 / 0%	0 / 0%	0 / 0%
-TC	0	0 / 0%	0 / 0%	0 / 0%	0 / 0%	0 / 0%	0 / 0%	0 / 0%
-I	0	0 / 0%	0 / 0%	0 / 0%	0 / 0%	0 / 0%	0 / 0%	0 / 0%
	\$9,894,829	\$1,945,343 / 20.36%	\$547,998 / 5.54%	\$85,532 / 1.43%	\$1,157,491 / 11.83%	\$154,322 / 1.56%	0 / 0%	0 / 0%

*** DOLLARS REPORTED BUT NOT SHOWN IN THESE COLUMNS. T=TREASURY, N=NON-TREASURY, S=SUBCONTRACTOR FUNDS & PROCUREMENT CARD HUB PURCHASES, TC=TERM CONTRACT, I= INTER GOVERNMENTAL



TEXAS HISTORICALLY UNDERUTILIZED BUSINESS (HUB) SEMI-ANNUAL REPORT RECEIVED FOR FISCAL YEAR 2024

SECTION VII - STATE AGENCY EXPENDITURE DATA

FUND TYPE	TOTAL EXPENDITURE	TOTAL SPENT WITH HUBS AMOUNT / %	BLACK AMOUNT / %	HISPANIC AMOUNT / %	WOMAN AMOUNT / %	ASIAN PACIFIC AMOUNT / %	NATIVE AMERICAN AMOUNT / %	SERVICE-DISABLED VETERAN AMOUNT / %
713 - TARLETON STATE UNIVERSITY - Statewide Grand Total Expenditures								
T	\$-48	0 / 0%	0 / 0%	0 / 0%	0 / 0%	0 / 0%	0 / 0%	0 / 0%
N	\$43,567,283	\$2,273,781 / 5.22%	\$548,364 / 1.26%	\$175,583 / 0.40%	\$1,373,316 / 3.15%	\$176,518 / 0.41%	0 / 0%	0 / 0%
S	***	\$2,236,878 / 7.05%	0 / 0%	\$850,987 / 2.68%	\$1,385,891 / 4.36%	0 / 0%	0 / 0%	0 / 0%
-TC	0	0 / 0%	0 / 0%	0 / 0%	0 / 0%	0 / 0%	0 / 0%	0 / 0%
-I	0	0 / 0%	0 / 0%	0 / 0%	0 / 0%	0 / 0%	0 / 0%	0 / 0%
	\$43,567,236	\$4,510,659 / 12.26%	\$548,364 / 1.26%	\$1,026,570 / 3.08%	\$2,759,207 / 7.52%	\$176,518 / 0.41%	0 / 0%	0 / 0%

*** DOLLARS REPORTED BUT NOT SHOWN IN THESE COLUMNS. T=TREASURY, N=NON-TREASURY, S=SUBCONTRACTOR FUNDS & PROCUREMENT CARD HUB PURCHASES, TC=TERM CONTRACT, I= INTER GOVERNMENTAL



TEXAS HISTORICALLY UNDERUTILIZED BUSINESS (HUB) SEMI-ANNUAL REPORT RECEIVED FOR FISCAL YEAR 2024

SECTION VII - STATE AGENCY EXPENDITURE DATA

FUND TYPE	TOTAL EXPENDITURE	TOTAL SPENT WITH HUBS AMOUNT / %	BLACK AMOUNT / %	HISPANIC AMOUNT / %	WOMAN AMOUNT / %	ASIAN PACIFIC AMOUNT / %	NATIVE AMERICAN AMOUNT / %	SERVICE-DISABLED VETERAN AMOUNT / %
-----------	-------------------	----------------------------------	------------------	---------------------	------------------	--------------------------	----------------------------	-------------------------------------

714 - UNIVERSITY OF TEXAS AT ARLINGTON - HEAVY CONSTRUCTION UNADJUSTED GOAL IS 11.2%

T	0	0 / 0%	0 / 0%	0 / 0%	0 / 0%	0 / 0%	0 / 0%	0 / 0%
N	\$895,788	0 / 0%	0 / 0%	0 / 0%	0 / 0%	0 / 0%	0 / 0%	0 / 0%
S	***	\$25,800 / 2.88%	0 / 0%	0 / 0%	\$25,800 / 2.88%	0 / 0%	0 / 0%	0 / 0%
-TC	0	0 / 0%	0 / 0%	0 / 0%	0 / 0%	0 / 0%	0 / 0%	0 / 0%
-I	0	0 / 0%	0 / 0%	0 / 0%	0 / 0%	0 / 0%	0 / 0%	0 / 0%
	\$895,788	\$25,800 / 2.88%	0 / 0%	0 / 0%	\$25,800 / 2.88%	0 / 0%	0 / 0%	0 / 0%

714 - UNIVERSITY OF TEXAS AT ARLINGTON - BUILDING CONSTRUCTION UNADJUSTED GOAL IS 21.1%

T	0	0 / 0%	0 / 0%	0 / 0%	0 / 0%	0 / 0%	0 / 0%	0 / 0%
N	\$5,622,428	0 / 0%	0 / 0%	0 / 0%	0 / 0%	0 / 0%	0 / 0%	0 / 0%
S	***	\$543,087 / 9.66%	0 / 0%	\$52,500 / 0.93%	\$490,587 / 8.73%	0 / 0%	0 / 0%	0 / 0%
-TC	0	0 / 0%	0 / 0%	0 / 0%	0 / 0%	0 / 0%	0 / 0%	0 / 0%
-I	0	0 / 0%	0 / 0%	0 / 0%	0 / 0%	0 / 0%	0 / 0%	0 / 0%
	\$5,622,428	\$543,087 / 9.66%	0 / 0%	\$52,500 / 0.93%	\$490,587 / 8.73%	0 / 0%	0 / 0%	0 / 0%

714 - UNIVERSITY OF TEXAS AT ARLINGTON - SPECIAL TRADE UNADJUSTED GOAL IS 32.9%

T	0	0 / 0%	0 / 0%	0 / 0%	0 / 0%	0 / 0%	0 / 0%	0 / 0%
N	\$9,700,663	\$3,226,457 / 33.26%	\$10,863 / 0.11%	\$396,572 / 4.09%	\$2,819,022 / 29.06%	0 / 0%	0 / 0%	0 / 0%
S	***	\$632,962 / 6.54%	0 / 0%	\$59,800 / 0.62%	\$573,162 / 5.92%	0 / 0%	0 / 0%	0 / 0%
-TC	0	0 / 0%	0 / 0%	0 / 0%	0 / 0%	0 / 0%	0 / 0%	0 / 0%
-I	0	0 / 0%	0 / 0%	0 / 0%	0 / 0%	0 / 0%	0 / 0%	0 / 0%
	\$9,700,663	\$3,859,419 / 39.80%	\$10,863 / 0.11%	\$456,372 / 4.71%	\$3,392,184 / 34.98%	0 / 0%	0 / 0%	0 / 0%

*** DOLLARS REPORTED BUT NOT SHOWN IN THESE COLUMNS. T=TREASURY, N=NON-TREASURY, S=SUBCONTRACTOR FUNDS & PROCUREMENT CARD HUB PURCHASES, TC=TERM CONTRACT, I= INTER GOVERNMENT



TEXAS HISTORICALLY UNDERUTILIZED BUSINESS (HUB) SEMI-ANNUAL REPORT RECEIVED FOR FISCAL YEAR 2024

SECTION VII - STATE AGENCY EXPENDITURE DATA

FUND TYPE	TOTAL EXPENDITURE	TOTAL SPENT WITH HUBS AMOUNT / %	BLACK AMOUNT / %	HISPANIC AMOUNT / %	WOMAN AMOUNT / %	ASIAN PACIFIC AMOUNT / %	NATIVE AMERICAN AMOUNT / %	SERVICE-DISABLED VETERAN AMOUNT / %
714 - UNIVERSITY OF TEXAS AT ARLINGTON - PROFESSIONAL SERVICES UNADJUSTED GOAL IS 23.7%								
T	0	0 / 0%	0 / 0%	0 / 0%	0 / 0%	0 / 0%	0 / 0%	0 / 0%
N	\$2,554,351	\$29,897 / 1.17%	0 / 0%	0 / 0%	\$18,377 / 0.72%	\$11,520 / 0.45%	0 / 0%	0 / 0%
S	***	\$402,911 / 24.67%	0 / 0%	\$130,000 / 7.96%	\$272,911 / 16.71%	0 / 0%	0 / 0%	0 / 0%
-TC	0	0 / 0%	0 / 0%	0 / 0%	0 / 0%	0 / 0%	0 / 0%	0 / 0%
-I	0	0 / 0%	0 / 0%	0 / 0%	0 / 0%	0 / 0%	0 / 0%	0 / 0%
	\$2,554,351	\$432,808 / 25.84%	0 / 0%	\$130,000 / 7.96%	\$291,288 / 17.43%	\$11,520 / 0.45%	0 / 0%	0 / 0%

714 - UNIVERSITY OF TEXAS AT ARLINGTON - OTHER SERVICES UNADJUSTED GOAL IS 26%								
T	0	0 / 0%	0 / 0%	0 / 0%	0 / 0%	0 / 0%	0 / 0%	0 / 0%
N	\$28,867,911	\$3,617,606 / 12.53%	\$895,498 / 3.10%	\$289,528 / 1.00%	\$2,357,058 / 8.16%	\$70,503 / 0.24%	\$5,018 / 0.02%	0 / 0%
S	***	\$6,513 / 0.53%	0 / 0%	0 / 0%	0 / 0%	\$6,513 / 0.53%	0 / 0%	0 / 0%
-TC	0	0 / 0%	0 / 0%	0 / 0%	0 / 0%	0 / 0%	0 / 0%	0 / 0%
-I	0	0 / 0%	0 / 0%	0 / 0%	0 / 0%	0 / 0%	0 / 0%	0 / 0%
	\$28,867,911	\$3,624,119 / 13.06%	\$895,498 / 3.10%	\$289,528 / 1.00%	\$2,357,058 / 8.16%	\$77,016 / 0.77%	\$5,018 / 0.02%	0 / 0%

714 - UNIVERSITY OF TEXAS AT ARLINGTON - COMMODITY PURCHASING UNADJUSTED GOAL IS 21.1%								
T	0	0 / 0%	0 / 0%	0 / 0%	0 / 0%	0 / 0%	0 / 0%	0 / 0%
N	\$27,771,335	\$5,555,882 / 20.01%	\$1,855,412 / 6.68%	\$1,030,322 / 3.71%	\$2,031,257 / 7.31%	\$638,891 / 2.30%	0 / 0%	0 / 0%
S	***	\$391,598 / 15.67%	0 / 0%	\$37,909 / 1.52%	\$149,108 / 5.97%	\$204,581 / 8.19%	0 / 0%	0 / 0%
-TC	0	0 / 0%	0 / 0%	0 / 0%	0 / 0%	0 / 0%	0 / 0%	0 / 0%
-I	0	0 / 0%	0 / 0%	0 / 0%	0 / 0%	0 / 0%	0 / 0%	0 / 0%
	\$27,771,335	\$5,947,480 / 35.68%	\$1,855,412 / 6.68%	\$1,068,231 / 5.23%	\$2,180,365 / 13.28%	\$843,472 / 10.49%	0 / 0%	0 / 0%

*** DOLLARS REPORTED BUT NOT SHOWN IN THESE COLUMNS. T=TREASURY, N=NON-TREASURY, S=SUBCONTRACTOR FUNDS & PROCUREMENT CARD HUB PURCHASES, TC=TERM CONTRACT, I= INTER GOVERNMENTAL



TEXAS HISTORICALLY UNDERUTILIZED BUSINESS (HUB) SEMI-ANNUAL REPORT RECEIVED FOR FISCAL YEAR 2024

SECTION VII - STATE AGENCY EXPENDITURE DATA

FUND TYPE	TOTAL EXPENDITURE	TOTAL SPENT WITH HUBS AMOUNT / %	BLACK AMOUNT / %	HISPANIC AMOUNT / %	WOMAN AMOUNT / %	ASIAN PACIFIC AMOUNT / %	NATIVE AMERICAN AMOUNT / %	SERVICE-DISABLED VETERAN AMOUNT / %
714 - UNIVERSITY OF TEXAS AT ARLINGTON - Statewide Grand Total Expenditures								
T	0	0 / 0%	0 / 0%	0 / 0%	0 / 0%	0 / 0%	0 / 0%	0 / 0%
N	\$75,412,477	\$12,429,842 / 16.48%	\$2,761,773 / 3.66%	\$1,716,422 / 2.28%	\$7,225,714 / 9.58%	\$720,914 / 0.96%	\$5,018 / 0.01%	0 / 0%
S	***	\$2,002,870 / 9.29%	0 / 0%	\$280,209 / 1.30%	\$1,511,567 / 7.01%	\$211,094 / 0.98%	0 / 0%	0 / 0%
-TC	0	0 / 0%	0 / 0%	0 / 0%	0 / 0%	0 / 0%	0 / 0%	0 / 0%
-I	0	0 / 0%	0 / 0%	0 / 0%	0 / 0%	0 / 0%	0 / 0%	0 / 0%
	\$75,412,477	\$14,432,712 / 25.77%	\$2,761,773 / 3.66%	\$1,996,631 / 3.58%	\$8,737,282 / 16.59%	\$932,008 / 1.93%	\$5,018 / 0.01%	0 / 0%

*** DOLLARS REPORTED BUT NOT SHOWN IN THESE COLUMNS. T=TREASURY, N=NON-TREASURY, S=SUBCONTRACTOR FUNDS & PROCUREMENT CARD HUB PURCHASES, TC=TERM CONTRACT, I= INTER GOVERNMENTAL



TEXAS HISTORICALLY UNDERUTILIZED BUSINESS (HUB) SEMI-ANNUAL REPORT RECEIVED FOR FISCAL YEAR 2024

SECTION VII - STATE AGENCY EXPENDITURE DATA

FUND TYPE	TOTAL EXPENDITURE	TOTAL SPENT WITH HUBS AMOUNT / %	BLACK AMOUNT / %	HISPANIC AMOUNT / %	WOMAN AMOUNT / %	ASIAN PACIFIC AMOUNT / %	NATIVE AMERICAN AMOUNT / %	SERVICE-DISABLED VETERAN AMOUNT / %
-----------	-------------------	----------------------------------	------------------	---------------------	------------------	--------------------------	----------------------------	-------------------------------------

715 - PRAIRIE VIEW A & M UNIVERSITY - HEAVY CONSTRUCTION UNADJUSTED GOAL IS 11.2%

T	0	0 / 0%	0 / 0%	0 / 0%	0 / 0%	0 / 0%	0 / 0%	0 / 0%
N	0	0 / 0%	0 / 0%	0 / 0%	0 / 0%	0 / 0%	0 / 0%	0 / 0%
S	***	0 / 0%	0 / 0%	0 / 0%	0 / 0%	0 / 0%	0 / 0%	0 / 0%
-TC	0	0 / 0%	0 / 0%	0 / 0%	0 / 0%	0 / 0%	0 / 0%	0 / 0%
-I	0	0 / 0%	0 / 0%	0 / 0%	0 / 0%	0 / 0%	0 / 0%	0 / 0%
	0	0 / 0%	0 / 0%	0 / 0%	0 / 0%	0 / 0%	0 / 0%	0 / 0%

715 - PRAIRIE VIEW A & M UNIVERSITY - BUILDING CONSTRUCTION UNADJUSTED GOAL IS 21.1%

T	0	0 / 0%	0 / 0%	0 / 0%	0 / 0%	0 / 0%	0 / 0%	0 / 0%
N	\$2,854,135	\$101,816 / 3.57%	0 / 0%	\$37,115 / 1.30%	\$64,701 / 2.27%	0 / 0%	0 / 0%	0 / 0%
S	***	0 / 0%	0 / 0%	0 / 0%	0 / 0%	0 / 0%	0 / 0%	0 / 0%
-TC	0	0 / 0%	0 / 0%	0 / 0%	0 / 0%	0 / 0%	0 / 0%	0 / 0%
-I	0	0 / 0%	0 / 0%	0 / 0%	0 / 0%	0 / 0%	0 / 0%	0 / 0%
	\$2,854,135	\$101,816 / 3.57%	0 / 0%	\$37,115 / 1.30%	\$64,701 / 2.27%	0 / 0%	0 / 0%	0 / 0%

715 - PRAIRIE VIEW A & M UNIVERSITY - SPECIAL TRADE UNADJUSTED GOAL IS 32.9%

T	0	0 / 0%	0 / 0%	0 / 0%	0 / 0%	0 / 0%	0 / 0%	0 / 0%
N	\$7,648,713	\$189,995 / 2.48%	0 / 0%	\$173,083 / 2.26%	\$16,912 / 0.22%	0 / 0%	0 / 0%	0 / 0%
S	***	\$2,076,732 / 29.19%	\$341,251 / 4.80%	\$20,448 / 0.29%	\$1,715,033 / 24.11%	0 / 0%	0 / 0%	0 / 0%
-TC	0	0 / 0%	0 / 0%	0 / 0%	0 / 0%	0 / 0%	0 / 0%	0 / 0%
-I	0	0 / 0%	0 / 0%	0 / 0%	0 / 0%	0 / 0%	0 / 0%	0 / 0%
	\$7,648,713	\$2,266,727 / 31.68%	\$341,251 / 4.80%	\$193,531 / 2.55%	\$1,731,944 / 24.33%	0 / 0%	0 / 0%	0 / 0%

*** DOLLARS REPORTED BUT NOT SHOWN IN THESE COLUMNS. T=TREASURY, N=NON-TREASURY, S=SUBCONTRACTOR FUNDS & PROCUREMENT CARD HUB PURCHASES, TC=TERM CONTRACT, I= INTER GOVERNMENT



TEXAS HISTORICALLY UNDERUTILIZED BUSINESS (HUB) SEMI-ANNUAL REPORT RECEIVED FOR FISCAL YEAR 2024

SECTION VII - STATE AGENCY EXPENDITURE DATA

FUND TYPE	TOTAL EXPENDITURE	TOTAL SPENT WITH HUBS AMOUNT / %	BLACK AMOUNT / %	HISPANIC AMOUNT / %	WOMAN AMOUNT / %	ASIAN PACIFIC AMOUNT / %	NATIVE AMERICAN AMOUNT / %	SERVICE-DISABLED VETERAN AMOUNT / %
-----------	-------------------	----------------------------------	------------------	---------------------	------------------	--------------------------	----------------------------	-------------------------------------

715 - PRAIRIE VIEW A & M UNIVERSITY - PROFESSIONAL SERVICES UNADJUSTED GOAL IS 23.7%

T	0	0 / 0%	0 / 0%	0 / 0%	0 / 0%	0 / 0%	0 / 0%	0 / 0%
N	\$115,820	0 / 0%	0 / 0%	0 / 0%	0 / 0%	0 / 0%	0 / 0%	0 / 0%
S	***	0 / 0%	0 / 0%	0 / 0%	0 / 0%	0 / 0%	0 / 0%	0 / 0%
-TC	0	0 / 0%	0 / 0%	0 / 0%	0 / 0%	0 / 0%	0 / 0%	0 / 0%
-I	0	0 / 0%	0 / 0%	0 / 0%	0 / 0%	0 / 0%	0 / 0%	0 / 0%
	\$115,820	0 / 0%	0 / 0%	0 / 0%	0 / 0%	0 / 0%	0 / 0%	0 / 0%

715 - PRAIRIE VIEW A & M UNIVERSITY - OTHER SERVICES UNADJUSTED GOAL IS 26%

T	0	0 / 0%	0 / 0%	0 / 0%	0 / 0%	0 / 0%	0 / 0%	0 / 0%
N	\$21,637,214	\$2,228,570 / 10.30%	\$377,311 / 1.74%	\$97,410 / 0.45%	\$1,330,902 / 6.15%	\$399,268 / 1.85%	0 / 0%	\$23,678 / 0.11%
S	***	\$90,480 / 0.57%	\$86,614 / 0.54%	0 / 0%	\$3,441 / 0.02%	\$425 / 0.00%	0 / 0%	0 / 0%
-TC	0	0 / 0%	0 / 0%	0 / 0%	0 / 0%	0 / 0%	0 / 0%	0 / 0%
-I	0	0 / 0%	0 / 0%	0 / 0%	0 / 0%	0 / 0%	0 / 0%	0 / 0%
	\$21,637,214	\$2,319,050 / 10.87%	\$463,925 / 2.29%	\$97,410 / 0.45%	\$1,334,343 / 6.17%	\$399,693 / 1.85%	0 / 0%	\$23,678 / 0.11%

715 - PRAIRIE VIEW A & M UNIVERSITY - COMMODITY PURCHASING UNADJUSTED GOAL IS 21.1%

T	0	0 / 0%	0 / 0%	0 / 0%	0 / 0%	0 / 0%	0 / 0%	0 / 0%
N	\$10,809,673	\$1,919,474 / 17.76%	\$639,407 / 5.92%	\$613,184 / 5.67%	\$354,258 / 3.28%	\$303,704 / 2.81%	\$8,920 / 0.08%	0 / 0%
S	***	\$124,509 / 2.51%	\$77,941 / 1.57%	\$14,527 / 0.29%	\$10,880 / 0.22%	\$21,160 / 0.43%	0 / 0%	0 / 0%
-TC	0	0 / 0%	0 / 0%	0 / 0%	0 / 0%	0 / 0%	0 / 0%	0 / 0%
-I	0	0 / 0%	0 / 0%	0 / 0%	0 / 0%	0 / 0%	0 / 0%	0 / 0%
	\$10,809,673	\$2,043,983 / 20.27%	\$717,349 / 7.49%	\$627,712 / 5.97%	\$365,138 / 3.50%	\$324,865 / 3.24%	\$8,920 / 0.08%	0 / 0%

*** DOLLARS REPORTED BUT NOT SHOWN IN THESE COLUMNS. T=TREASURY, N=NON-TREASURY, S=SUBCONTRACTOR FUNDS & PROCUREMENT CARD HUB PURCHASES, TC=TERM CONTRACT, I= INTER GOVERNMENTAL



TEXAS HISTORICALLY UNDERUTILIZED BUSINESS (HUB) SEMI-ANNUAL REPORT RECEIVED FOR FISCAL YEAR 2024

SECTION VII - STATE AGENCY EXPENDITURE DATA

FUND TYPE	TOTAL EXPENDITURE	TOTAL SPENT WITH HUBS AMOUNT / %	BLACK AMOUNT / %	HISPANIC AMOUNT / %	WOMAN AMOUNT / %	ASIAN PACIFIC AMOUNT / %	NATIVE AMERICAN AMOUNT / %	SERVICE-DISABLED VETERAN AMOUNT / %
715 - PRAIRIE VIEW A & M UNIVERSITY - Statewide Grand Total Expenditures								
T	0	0 / 0%	0 / 0%	0 / 0%	0 / 0%	0 / 0%	0 / 0%	0 / 0%
N	\$43,065,555	\$4,439,855 / 10.31%	\$1,016,719 / 2.36%	\$920,793 / 2.14%	\$1,766,773 / 4.10%	\$702,972 / 1.63%	\$8,920 / 0.02%	\$23,678 / 0.05%
S	***	\$2,291,722 / 8.17%	\$505,807 / 1.80%	\$34,976 / 0.12%	\$1,729,354 / 6.17%	\$21,585 / 0.08%	0 / 0%	0 / 0%
-TC	0	0 / 0%	0 / 0%	0 / 0%	0 / 0%	0 / 0%	0 / 0%	0 / 0%
-I	0	0 / 0%	0 / 0%	0 / 0%	0 / 0%	0 / 0%	0 / 0%	0 / 0%
	\$43,065,555	\$6,731,576 / 18.48%	\$1,522,525 / 4.16%	\$955,769 / 2.26%	\$3,496,127 / 10.27%	\$724,558 / 1.71%	\$8,920 / 0.02%	\$23,678 / 0.05%

*** DOLLARS REPORTED BUT NOT SHOWN IN THESE COLUMNS. T=TREASURY, N=NON-TREASURY, S=SUBCONTRACTOR FUNDS & PROCUREMENT CARD HUB PURCHASES, TC=TERM CONTRACT, I= INTER GOVERNMENTAL



TEXAS HISTORICALLY UNDERUTILIZED BUSINESS (HUB) SEMI-ANNUAL REPORT RECEIVED FOR FISCAL YEAR 2024

SECTION VII - STATE AGENCY EXPENDITURE DATA

FUND TYPE	TOTAL EXPENDITURE	TOTAL SPENT WITH HUBS AMOUNT / %	BLACK AMOUNT / %	HISPANIC AMOUNT / %	WOMAN AMOUNT / %	ASIAN PACIFIC AMOUNT / %	NATIVE AMERICAN AMOUNT / %	SERVICE-DISABLED VETERAN AMOUNT / %
-----------	-------------------	----------------------------------	------------------	---------------------	------------------	--------------------------	----------------------------	-------------------------------------

716 - TEXAS A&M ENGINEERING EXTENSION SERV - HEAVY CONSTRUCTION UNADJUSTED GOAL IS 11.2%

T	0	0 / 0%	0 / 0%	0 / 0%	0 / 0%	0 / 0%	0 / 0%	0 / 0%
N	\$14,669	\$3,248 / 22.14%	0 / 0%	0 / 0%	\$3,248 / 22.14%	0 / 0%	0 / 0%	0 / 0%
S	***	0 / 0%	0 / 0%	0 / 0%	0 / 0%	0 / 0%	0 / 0%	0 / 0%
-TC	0	0 / 0%	0 / 0%	0 / 0%	0 / 0%	0 / 0%	0 / 0%	0 / 0%
-I	0	0 / 0%	0 / 0%	0 / 0%	0 / 0%	0 / 0%	0 / 0%	0 / 0%
	\$14,669	\$3,248 / 22.14%	0 / 0%	0 / 0%	\$3,248 / 22.14%	0 / 0%	0 / 0%	0 / 0%

716 - TEXAS A&M ENGINEERING EXTENSION SERV - BUILDING CONSTRUCTION UNADJUSTED GOAL IS 21.1%

T	0	0 / 0%	0 / 0%	0 / 0%	0 / 0%	0 / 0%	0 / 0%	0 / 0%
N	\$339,392	0 / 0%	0 / 0%	0 / 0%	0 / 0%	0 / 0%	0 / 0%	0 / 0%
S	***	0 / 0%	0 / 0%	0 / 0%	0 / 0%	0 / 0%	0 / 0%	0 / 0%
-TC	0	0 / 0%	0 / 0%	0 / 0%	0 / 0%	0 / 0%	0 / 0%	0 / 0%
-I	0	0 / 0%	0 / 0%	0 / 0%	0 / 0%	0 / 0%	0 / 0%	0 / 0%
	\$339,392	0 / 0%	0 / 0%	0 / 0%	0 / 0%	0 / 0%	0 / 0%	0 / 0%

716 - TEXAS A&M ENGINEERING EXTENSION SERV - SPECIAL TRADE UNADJUSTED GOAL IS 32.9%

T	0	0 / 0%	0 / 0%	0 / 0%	0 / 0%	0 / 0%	0 / 0%	0 / 0%
N	\$326,236	\$6,883 / 2.11%	0 / 0%	0 / 0%	\$4,853 / 1.49%	0 / 0%	0 / 0%	\$2,030 / 0.62%
S	***	0 / 0%	0 / 0%	0 / 0%	0 / 0%	0 / 0%	0 / 0%	0 / 0%
-TC	0	0 / 0%	0 / 0%	0 / 0%	0 / 0%	0 / 0%	0 / 0%	0 / 0%
-I	0	0 / 0%	0 / 0%	0 / 0%	0 / 0%	0 / 0%	0 / 0%	0 / 0%
	\$326,236	\$6,883 / 2.11%	0 / 0%	0 / 0%	\$4,853 / 1.49%	0 / 0%	0 / 0%	\$2,030 / 0.62%

*** DOLLARS REPORTED BUT NOT SHOWN IN THESE COLUMNS. T=TREASURY, N=NON-TREASURY, S=SUBCONTRACTOR FUNDS & PROCUREMENT CARD HUB PURCHASES, TC=TERM CONTRACT, I= INTER GOVERNMENTAL



TEXAS HISTORICALLY UNDERUTILIZED BUSINESS (HUB) SEMI-ANNUAL REPORT RECEIVED FOR FISCAL YEAR 2024

SECTION VII - STATE AGENCY EXPENDITURE DATA

FUND TYPE	TOTAL EXPENDITURE	TOTAL SPENT WITH HUBS AMOUNT / %	BLACK AMOUNT / %	HISPANIC AMOUNT / %	WOMAN AMOUNT / %	ASIAN PACIFIC AMOUNT / %	NATIVE AMERICAN AMOUNT / %	SERVICE-DISABLED VETERAN AMOUNT / %
-----------	-------------------	----------------------------------	------------------	---------------------	------------------	--------------------------	----------------------------	-------------------------------------

716 - TEXAS A&M ENGINEERING EXTENSION SERV - PROFESSIONAL SERVICES UNADJUSTED GOAL IS 23.7%

T	0	0 / 0%	0 / 0%	0 / 0%	0 / 0%	0 / 0%	0 / 0%	0 / 0%
N	\$21,679	0 / 0%	0 / 0%	0 / 0%	0 / 0%	0 / 0%	0 / 0%	0 / 0%
S	***	0 / 0%	0 / 0%	0 / 0%	0 / 0%	0 / 0%	0 / 0%	0 / 0%
-TC	0	0 / 0%	0 / 0%	0 / 0%	0 / 0%	0 / 0%	0 / 0%	0 / 0%
-I	0	0 / 0%	0 / 0%	0 / 0%	0 / 0%	0 / 0%	0 / 0%	0 / 0%
	\$21,679	0 / 0%	0 / 0%	0 / 0%	0 / 0%	0 / 0%	0 / 0%	0 / 0%

716 - TEXAS A&M ENGINEERING EXTENSION SERV - OTHER SERVICES UNADJUSTED GOAL IS 26%

T	\$273	0 / 0%	0 / 0%	0 / 0%	0 / 0%	0 / 0%	0 / 0%	0 / 0%
N	\$2,583,973	\$240,438 / 9.30%	\$39,816 / 1.54%	\$71,228 / 2.76%	\$129,394 / 5.01%	0 / 0%	0 / 0%	0 / 0%
S	***	\$26,725 / 2.26%	0 / 0%	0 / 0%	\$26,725 / 2.26%	0 / 0%	0 / 0%	0 / 0%
-TC	\$253,103	0 / 0%	0 / 0%	0 / 0%	0 / 0%	0 / 0%	0 / 0%	0 / 0%
-I	0	0 / 0%	0 / 0%	0 / 0%	0 / 0%	0 / 0%	0 / 0%	0 / 0%
	\$2,331,144	\$267,163 / 11.56%	\$39,816 / 1.54%	\$71,228 / 2.76%	\$156,119 / 7.26%	0 / 0%	0 / 0%	0 / 0%

716 - TEXAS A&M ENGINEERING EXTENSION SERV - COMMODITY PURCHASING UNADJUSTED GOAL IS 21.1%

T	\$58,341	\$92 / 0.16%	0 / 0%	0 / 0%	\$92 / 0.16%	0 / 0%	0 / 0%	0 / 0%
N	\$6,449,815	\$1,144,423 / 17.74%	\$340,944 / 5.29%	\$481,933 / 7.47%	\$311,299 / 4.83%	\$5,184 / 0.08%	0 / 0%	\$5,062 / 0.08%
S	***	\$81,449 / 3.09%	0 / 0%	\$55,477 / 2.11%	\$25,478 / 0.97%	\$494 / 0.02%	0 / 0%	0 / 0%
-TC	\$96,010	0 / 0%	0 / 0%	0 / 0%	0 / 0%	0 / 0%	0 / 0%	0 / 0%
-I	0	0 / 0%	0 / 0%	0 / 0%	0 / 0%	0 / 0%	0 / 0%	0 / 0%
	\$6,412,145	\$1,225,964 / 20.99%	\$340,944 / 5.29%	\$537,410 / 9.58%	\$336,870 / 5.95%	\$5,678 / 0.10%	0 / 0%	\$5,062 / 0.08%

*** DOLLARS REPORTED BUT NOT SHOWN IN THESE COLUMNS. T=TREASURY, N=NON-TREASURY, S=SUBCONTRACTOR FUNDS & PROCUREMENT CARD HUB PURCHASES, TC=TERM CONTRACT, I= INTER GOVERNMENT



TEXAS HISTORICALLY UNDERUTILIZED BUSINESS (HUB) SEMI-ANNUAL REPORT RECEIVED FOR FISCAL YEAR 2024

SECTION VII - STATE AGENCY EXPENDITURE DATA

FUND TYPE	TOTAL EXPENDITURE	TOTAL SPENT WITH HUBS AMOUNT / %	BLACK AMOUNT / %	HISPANIC AMOUNT / %	WOMAN AMOUNT / %	ASIAN PACIFIC AMOUNT / %	NATIVE AMERICAN AMOUNT / %	SERVICE-DISABLED VETERAN AMOUNT / %
716 - TEXAS A&M ENGINEERING EXTENSION SERV - Statewide Grand Total Expenditures								
T	\$58,614	\$92 / 0.16%	0 / 0%	0 / 0%	\$92 / 0.16%	0 / 0%	0 / 0%	0 / 0%
N	\$9,735,765	\$1,394,991 / 14.33%	\$380,760 / 3.91%	\$553,162 / 5.68%	\$448,793 / 4.61%	\$5,184 / 0.05%	0 / 0%	\$7,092 / 0.07%
S	***	\$108,174 / 2.83%	0 / 0%	\$55,477 / 1.45%	\$52,203 / 1.37%	\$494 / 0.01%	0 / 0%	0 / 0%
-TC	\$349,113	0 / 0%	0 / 0%	0 / 0%	0 / 0%	0 / 0%	0 / 0%	0 / 0%
-I	0	0 / 0%	0 / 0%	0 / 0%	0 / 0%	0 / 0%	0 / 0%	0 / 0%
	\$9,445,265	\$1,503,257 / 17.32%	\$380,760 / 3.91%	\$608,638 / 7.13%	\$501,089 / 6.13%	\$5,678 / 0.07%	0 / 0%	\$7,092 / 0.07%

*** DOLLARS REPORTED BUT NOT SHOWN IN THESE COLUMNS. T=TREASURY, N=NON-TREASURY, S=SUBCONTRACTOR FUNDS & PROCUREMENT CARD HUB PURCHASES, TC=TERM CONTRACT, I= INTER GOVERNMENTAL



TEXAS HISTORICALLY UNDERUTILIZED BUSINESS (HUB) SEMI-ANNUAL REPORT RECEIVED FOR FISCAL YEAR 2024

SECTION VII - STATE AGENCY EXPENDITURE DATA

FUND TYPE	TOTAL EXPENDITURE	TOTAL SPENT WITH HUBS AMOUNT / %	BLACK AMOUNT / %	HISPANIC AMOUNT / %	WOMAN AMOUNT / %	ASIAN PACIFIC AMOUNT / %	NATIVE AMERICAN AMOUNT / %	SERVICE-DISABLED VETERAN AMOUNT / %
-----------	-------------------	----------------------------------	------------------	---------------------	------------------	--------------------------	----------------------------	-------------------------------------

717 - TEXAS SOUTHERN UNIVERSITY - HEAVY CONSTRUCTION UNADJUSTED GOAL IS 11.2%

T	\$26,682	0 / 0%	0 / 0%	0 / 0%	0 / 0%	0 / 0%	0 / 0%	0 / 0%
N	\$18,798	0 / 0%	0 / 0%	0 / 0%	0 / 0%	0 / 0%	0 / 0%	0 / 0%
S	***	0 / 0%	0 / 0%	0 / 0%	0 / 0%	0 / 0%	0 / 0%	0 / 0%
-TC	0	0 / 0%	0 / 0%	0 / 0%	0 / 0%	0 / 0%	0 / 0%	0 / 0%
-I	0	0 / 0%	0 / 0%	0 / 0%	0 / 0%	0 / 0%	0 / 0%	0 / 0%
	\$45,480	0 / 0%	0 / 0%	0 / 0%	0 / 0%	0 / 0%	0 / 0%	0 / 0%

717 - TEXAS SOUTHERN UNIVERSITY - BUILDING CONSTRUCTION UNADJUSTED GOAL IS 21.1%

T	\$1,710,367	0 / 0%	0 / 0%	0 / 0%	0 / 0%	0 / 0%	0 / 0%	0 / 0%
N	\$3,475,124	0 / 0%	0 / 0%	0 / 0%	0 / 0%	0 / 0%	0 / 0%	0 / 0%
S	***	\$604,172 / 12.89%	0 / 0%	\$604,172 / 12.89%	0 / 0%	0 / 0%	0 / 0%	0 / 0%
-TC	0	0 / 0%	0 / 0%	0 / 0%	0 / 0%	0 / 0%	0 / 0%	0 / 0%
-I	0	0 / 0%	0 / 0%	0 / 0%	0 / 0%	0 / 0%	0 / 0%	0 / 0%
	\$5,185,491	\$604,172 / 12.89%	0 / 0%	\$604,172 / 12.89%	0 / 0%	0 / 0%	0 / 0%	0 / 0%

717 - TEXAS SOUTHERN UNIVERSITY - SPECIAL TRADE UNADJUSTED GOAL IS 32.9%

T	\$579,676	\$27,937 / 4.82%	0 / 0%	0 / 0%	\$27,937 / 4.82%	0 / 0%	0 / 0%	0 / 0%
N	\$3,283,434	\$1,245,130 / 37.92%	\$1,194,486 / 36.38%	\$12,616 / 0.38%	\$22,048 / 0.67%	0 / 0%	\$15,980 / 0.49%	0 / 0%
S	***	0 / 0%	0 / 0%	0 / 0%	0 / 0%	0 / 0%	0 / 0%	0 / 0%
-TC	0	0 / 0%	0 / 0%	0 / 0%	0 / 0%	0 / 0%	0 / 0%	0 / 0%
-I	0	0 / 0%	0 / 0%	0 / 0%	0 / 0%	0 / 0%	0 / 0%	0 / 0%
	\$3,863,110	\$1,273,067 / 42.74%	\$1,194,486 / 36.38%	\$12,616 / 0.38%	\$49,985 / 5.49%	0 / 0%	\$15,980 / 0.49%	0 / 0%

*** DOLLARS REPORTED BUT NOT SHOWN IN THESE COLUMNS. T=TREASURY, N=NON-TREASURY, S=SUBCONTRACTOR FUNDS & PROCUREMENT CARD HUB PURCHASES, TC=TERM CONTRACT, I= INTER GOVERNMENT



TEXAS HISTORICALLY UNDERUTILIZED BUSINESS (HUB) SEMI-ANNUAL REPORT RECEIVED FOR FISCAL YEAR 2024

SECTION VII - STATE AGENCY EXPENDITURE DATA

FUND TYPE	TOTAL EXPENDITURE	TOTAL SPENT WITH HUBS AMOUNT / %	BLACK AMOUNT / %	HISPANIC AMOUNT / %	WOMAN AMOUNT / %	ASIAN PACIFIC AMOUNT / %	NATIVE AMERICAN AMOUNT / %	SERVICE-DISABLED VETERAN AMOUNT / %
717 - TEXAS SOUTHERN UNIVERSITY - PROFESSIONAL SERVICES UNADJUSTED GOAL IS 23.7%								
T	\$6,133	0 / 0%	0 / 0%	0 / 0%	0 / 0%	0 / 0%	0 / 0%	0 / 0%
N	\$250,479	0 / 0%	0 / 0%	0 / 0%	0 / 0%	0 / 0%	0 / 0%	0 / 0%
S	***	0 / 0%	0 / 0%	0 / 0%	0 / 0%	0 / 0%	0 / 0%	0 / 0%
-TC	0	0 / 0%	0 / 0%	0 / 0%	0 / 0%	0 / 0%	0 / 0%	0 / 0%
-I	0	0 / 0%	0 / 0%	0 / 0%	0 / 0%	0 / 0%	0 / 0%	0 / 0%
	\$256,612	0 / 0%	0 / 0%	0 / 0%	0 / 0%	0 / 0%	0 / 0%	0 / 0%

717 - TEXAS SOUTHERN UNIVERSITY - OTHER SERVICES UNADJUSTED GOAL IS 26%								
T	\$1,154,739	\$147,382 / 12.76%	\$101,088 / 8.75%	\$24,890 / 2.16%	\$21,404 / 1.85%	0 / 0%	0 / 0%	0 / 0%
N	\$22,753,748	\$1,025,985 / 4.51%	\$544,932 / 2.39%	\$150,216 / 0.66%	\$214,169 / 0.94%	\$116,667 / 0.51%	0 / 0%	0 / 0%
S	***	0 / 0%	0 / 0%	0 / 0%	0 / 0%	0 / 0%	0 / 0%	0 / 0%
-TC	0	0 / 0%	0 / 0%	0 / 0%	0 / 0%	0 / 0%	0 / 0%	0 / 0%
-I	0	0 / 0%	0 / 0%	0 / 0%	0 / 0%	0 / 0%	0 / 0%	0 / 0%
	\$23,908,486	\$1,173,367 / 17.27%	\$646,020 / 11.15%	\$175,106 / 2.82%	\$235,573 / 2.79%	\$116,667 / 0.51%	0 / 0%	0 / 0%

717 - TEXAS SOUTHERN UNIVERSITY - COMMODITY PURCHASING UNADJUSTED GOAL IS 21.1%								
T	\$465,544	\$29,716 / 6.38%	\$3,673 / 0.79%	\$26,043 / 5.59%	0 / 0%	0 / 0%	0 / 0%	0 / 0%
N	\$12,145,409	\$1,482,893 / 12.21%	\$474,182 / 3.90%	\$636,554 / 5.24%	\$167,208 / 1.38%	\$204,948 / 1.69%	0 / 0%	0 / 0%
S	***	0 / 0%	0 / 0%	0 / 0%	0 / 0%	0 / 0%	0 / 0%	0 / 0%
-TC	0	0 / 0%	0 / 0%	0 / 0%	0 / 0%	0 / 0%	0 / 0%	0 / 0%
-I	0	0 / 0%	0 / 0%	0 / 0%	0 / 0%	0 / 0%	0 / 0%	0 / 0%
	\$12,610,953	\$1,512,609 / 18.59%	\$477,855 / 4.69%	\$662,598 / 10.84%	\$167,208 / 1.38%	\$204,948 / 1.69%	0 / 0%	0 / 0%

*** DOLLARS REPORTED BUT NOT SHOWN IN THESE COLUMNS. T=TREASURY, N=NON-TREASURY, S=SUBCONTRACTOR FUNDS & PROCUREMENT CARD HUB PURCHASES, TC=TERM CONTRACT, I= INTER GOVERNMENT



TEXAS HISTORICALLY UNDERUTILIZED BUSINESS (HUB) SEMI-ANNUAL REPORT RECEIVED FOR FISCAL YEAR 2024

SECTION VII - STATE AGENCY EXPENDITURE DATA

FUND TYPE	TOTAL EXPENDITURE	TOTAL SPENT WITH HUBS AMOUNT / %	BLACK AMOUNT / %	HISPANIC AMOUNT / %	WOMAN AMOUNT / %	ASIAN PACIFIC AMOUNT / %	NATIVE AMERICAN AMOUNT / %	SERVICE-DISABLED VETERAN AMOUNT / %
717 - TEXAS SOUTHERN UNIVERSITY - Statewide Grand Total Expenditures								
T	\$3,943,141	\$205,035 / 5.20%	\$104,761 / 2.66%	\$50,933 / 1.29%	\$49,341 / 1.25%	0 / 0%	0 / 0%	0 / 0%
N	\$41,926,992	\$3,754,007 / 8.95%	\$2,213,600 / 5.28%	\$799,386 / 1.91%	\$403,426 / 0.96%	\$321,615 / 0.77%	\$15,980 / 0.04%	0 / 0%
S	***	\$604,172 / 1.85%	0 / 0%	\$604,172 / 1.85%	0 / 0%	0 / 0%	0 / 0%	0 / 0%
-TC	0	0 / 0%	0 / 0%	0 / 0%	0 / 0%	0 / 0%	0 / 0%	0 / 0%
-I	0	0 / 0%	0 / 0%	0 / 0%	0 / 0%	0 / 0%	0 / 0%	0 / 0%
	\$45,870,133	\$4,563,215 / 16.00%	\$2,318,361 / 7.94%	\$1,454,492 / 5.05%	\$452,767 / 2.21%	\$321,615 / 0.77%	\$15,980 / 0.04%	0 / 0%

*** DOLLARS REPORTED BUT NOT SHOWN IN THESE COLUMNS. T=TREASURY, N=NON-TREASURY, S=SUBCONTRACTOR FUNDS & PROCUREMENT CARD HUB PURCHASES, TC=TERM CONTRACT, I= INTER GOVERNMENTAL



TEXAS HISTORICALLY UNDERUTILIZED BUSINESS (HUB) SEMI-ANNUAL REPORT RECEIVED FOR FISCAL YEAR 2024

SECTION VII - STATE AGENCY EXPENDITURE DATA

FUND TYPE	TOTAL EXPENDITURE	TOTAL SPENT WITH HUBS AMOUNT / %	BLACK AMOUNT / %	HISPANIC AMOUNT / %	WOMAN AMOUNT / %	ASIAN PACIFIC AMOUNT / %	NATIVE AMERICAN AMOUNT / %	SERVICE-DISABLED VETERAN AMOUNT / %
-----------	-------------------	----------------------------------	------------------	---------------------	------------------	--------------------------	----------------------------	-------------------------------------

718 - TEXAS A & M UNIVERSITY AT GALVESTON - HEAVY CONSTRUCTION UNADJUSTED GOAL IS 11.2%

T	0	0 / 0%	0 / 0%	0 / 0%	0 / 0%	0 / 0%	0 / 0%	0 / 0%
N	0	0 / 0%	0 / 0%	0 / 0%	0 / 0%	0 / 0%	0 / 0%	0 / 0%
S	***	0 / 0%	0 / 0%	0 / 0%	0 / 0%	0 / 0%	0 / 0%	0 / 0%
-TC	0	0 / 0%	0 / 0%	0 / 0%	0 / 0%	0 / 0%	0 / 0%	0 / 0%
-I	0	0 / 0%	0 / 0%	0 / 0%	0 / 0%	0 / 0%	0 / 0%	0 / 0%
	0	0 / 0%	0 / 0%	0 / 0%	0 / 0%	0 / 0%	0 / 0%	0 / 0%

718 - TEXAS A & M UNIVERSITY AT GALVESTON - BUILDING CONSTRUCTION UNADJUSTED GOAL IS 21.1%

T	0	0 / 0%	0 / 0%	0 / 0%	0 / 0%	0 / 0%	0 / 0%	0 / 0%
N	\$9,740	0 / 0%	0 / 0%	0 / 0%	0 / 0%	0 / 0%	0 / 0%	0 / 0%
S	***	0 / 0%	0 / 0%	0 / 0%	0 / 0%	0 / 0%	0 / 0%	0 / 0%
-TC	0	0 / 0%	0 / 0%	0 / 0%	0 / 0%	0 / 0%	0 / 0%	0 / 0%
-I	0	0 / 0%	0 / 0%	0 / 0%	0 / 0%	0 / 0%	0 / 0%	0 / 0%
	\$9,740	0 / 0%	0 / 0%	0 / 0%	0 / 0%	0 / 0%	0 / 0%	0 / 0%

718 - TEXAS A & M UNIVERSITY AT GALVESTON - SPECIAL TRADE UNADJUSTED GOAL IS 32.9%

T	0	0 / 0%	0 / 0%	0 / 0%	0 / 0%	0 / 0%	0 / 0%	0 / 0%
N	\$972,898	\$2,928 / 0.30%	0 / 0%	0 / 0%	\$2,928 / 0.30%	0 / 0%	0 / 0%	0 / 0%
S	***	\$51,876 / 8.97%	0 / 0%	\$50,538 / 8.74%	0 / 0%	\$1,338 / 0.23%	0 / 0%	0 / 0%
-TC	0	0 / 0%	0 / 0%	0 / 0%	0 / 0%	0 / 0%	0 / 0%	0 / 0%
-I	0	0 / 0%	0 / 0%	0 / 0%	0 / 0%	0 / 0%	0 / 0%	0 / 0%
	\$972,898	\$54,804 / 9.27%	0 / 0%	\$50,538 / 8.74%	\$2,928 / 0.30%	\$1,338 / 0.23%	0 / 0%	0 / 0%

*** DOLLARS REPORTED BUT NOT SHOWN IN THESE COLUMNS. T=TREASURY, N=NON-TREASURY, S=SUBCONTRACTOR FUNDS & PROCUREMENT CARD HUB PURCHASES, TC=TERM CONTRACT, I= INTER GOVERNMENT



TEXAS HISTORICALLY UNDERUTILIZED BUSINESS (HUB) SEMI-ANNUAL REPORT RECEIVED FOR FISCAL YEAR 2024

SECTION VII - STATE AGENCY EXPENDITURE DATA

FUND TYPE	TOTAL EXPENDITURE	TOTAL SPENT WITH HUBS AMOUNT / %	BLACK AMOUNT / %	HISPANIC AMOUNT / %	WOMAN AMOUNT / %	ASIAN PACIFIC AMOUNT / %	NATIVE AMERICAN AMOUNT / %	SERVICE-DISABLED VETERAN AMOUNT / %
-----------	-------------------	----------------------------------	------------------	---------------------	------------------	--------------------------	----------------------------	-------------------------------------

718 - TEXAS A & M UNIVERSITY AT GALVESTON - PROFESSIONAL SERVICES UNADJUSTED GOAL IS 23.7%

T	0	0 / 0%	0 / 0%	0 / 0%	0 / 0%	0 / 0%	0 / 0%	0 / 0%
N	\$7,469	0 / 0%	0 / 0%	0 / 0%	0 / 0%	0 / 0%	0 / 0%	0 / 0%
S	***	0 / 0%	0 / 0%	0 / 0%	0 / 0%	0 / 0%	0 / 0%	0 / 0%
-TC	0	0 / 0%	0 / 0%	0 / 0%	0 / 0%	0 / 0%	0 / 0%	0 / 0%
-I	0	0 / 0%	0 / 0%	0 / 0%	0 / 0%	0 / 0%	0 / 0%	0 / 0%
	\$7,469	0 / 0%	0 / 0%	0 / 0%	0 / 0%	0 / 0%	0 / 0%	0 / 0%

718 - TEXAS A & M UNIVERSITY AT GALVESTON - OTHER SERVICES UNADJUSTED GOAL IS 26%

T	-\$3,299	0 / 0%	0 / 0%	0 / 0%	0 / 0%	0 / 0%	0 / 0%	0 / 0%
N	\$8,566,549	\$934,481 / 10.91%	0 / 0%	\$16,305 / 0.19%	\$180,896 / 2.11%	\$737,281 / 8.61%	0 / 0%	0 / 0%
S	***	\$105,042 / 1.41%	\$17,517 / 0.23%	\$84,405 / 1.13%	\$3,120 / 0.04%	0 / 0%	0 / 0%	0 / 0%
-TC	0	0 / 0%	0 / 0%	0 / 0%	0 / 0%	0 / 0%	0 / 0%	0 / 0%
-I	0	0 / 0%	0 / 0%	0 / 0%	0 / 0%	0 / 0%	0 / 0%	0 / 0%
	\$8,563,249	\$1,039,523 / 12.31%	\$17,517 / 0.23%	\$100,710 / 1.32%	\$184,015 / 2.15%	\$737,281 / 8.61%	0 / 0%	0 / 0%

718 - TEXAS A & M UNIVERSITY AT GALVESTON - COMMODITY PURCHASING UNADJUSTED GOAL IS 21.1%

T	-\$9,525	0 / 0%	0 / 0%	0 / 0%	0 / 0%	0 / 0%	0 / 0%	0 / 0%
N	\$1,599,493	\$346,347 / 21.65%	\$171,175 / 10.70%	\$117,958 / 7.37%	\$50,214 / 3.14%	\$7,000 / 0.44%	0 / 0%	0 / 0%
S	***	\$5,794 / 0.69%	0 / 0%	\$5,794 / 0.69%	0 / 0%	0 / 0%	0 / 0%	0 / 0%
-TC	0	0 / 0%	0 / 0%	0 / 0%	0 / 0%	0 / 0%	0 / 0%	0 / 0%
-I	0	0 / 0%	0 / 0%	0 / 0%	0 / 0%	0 / 0%	0 / 0%	0 / 0%
	\$1,589,967	\$352,141 / 22.34%	\$171,175 / 10.70%	\$123,752 / 8.06%	\$50,214 / 3.14%	\$7,000 / 0.44%	0 / 0%	0 / 0%

*** DOLLARS REPORTED BUT NOT SHOWN IN THESE COLUMNS. T=TREASURY, N=NON-TREASURY, S=SUBCONTRACTOR FUNDS & PROCUREMENT CARD HUB PURCHASES, TC=TERM CONTRACT, I= INTER GOVERNMENTAL



TEXAS HISTORICALLY UNDERUTILIZED BUSINESS (HUB) SEMI-ANNUAL REPORT RECEIVED FOR FISCAL YEAR 2024

SECTION VII - STATE AGENCY EXPENDITURE DATA

FUND TYPE	TOTAL EXPENDITURE	TOTAL SPENT WITH HUBS AMOUNT / %	BLACK AMOUNT / %	HISPANIC AMOUNT / %	WOMAN AMOUNT / %	ASIAN PACIFIC AMOUNT / %	NATIVE AMERICAN AMOUNT / %	SERVICE-DISABLED VETERAN AMOUNT / %
718 - TEXAS A & M UNIVERSITY AT GALVESTON - Statewide Grand Total Expenditures								
T	\$-12,825	0 / 0%	0 / 0%	0 / 0%	0 / 0%	0 / 0%	0 / 0%	0 / 0%
N	\$11,156,149	\$1,283,756 / 11.51%	\$171,175 / 1.53%	\$134,263 / 1.20%	\$234,038 / 2.10%	\$744,281 / 6.67%	0 / 0%	0 / 0%
S	***	\$162,712 / 1.83%	\$17,517 / 0.20%	\$140,737 / 1.58%	\$3,120 / 0.04%	\$1,338 / 0.02%	0 / 0%	0 / 0%
-TC	0	0 / 0%	0 / 0%	0 / 0%	0 / 0%	0 / 0%	0 / 0%	0 / 0%
-I	0	0 / 0%	0 / 0%	0 / 0%	0 / 0%	0 / 0%	0 / 0%	0 / 0%
	\$11,143,324	\$1,446,468 / 13.34%	\$188,692 / 1.73%	\$275,000 / 2.79%	\$237,157 / 2.13%	\$745,619 / 6.69%	0 / 0%	0 / 0%

*** DOLLARS REPORTED BUT NOT SHOWN IN THESE COLUMNS. T=TREASURY, N=NON-TREASURY, S=SUBCONTRACTOR FUNDS & PROCUREMENT CARD HUB PURCHASES, TC=TERM CONTRACT, I= INTER GOVERNMENTAL



TEXAS HISTORICALLY UNDERUTILIZED BUSINESS (HUB) SEMI-ANNUAL REPORT RECEIVED FOR FISCAL YEAR 2024

SECTION VII - STATE AGENCY EXPENDITURE DATA

FUND TYPE	TOTAL EXPENDITURE	TOTAL SPENT WITH HUBS AMOUNT / %	BLACK AMOUNT / %	HISPANIC AMOUNT / %	WOMAN AMOUNT / %	ASIAN PACIFIC AMOUNT / %	NATIVE AMERICAN AMOUNT / %	SERVICE-DISABLED VETERAN AMOUNT / %
-----------	-------------------	----------------------------------	------------------	---------------------	------------------	--------------------------	----------------------------	-------------------------------------

719 - TEXAS STATE TECHNICAL COLLEGE - HEAVY CONSTRUCTION UNADJUSTED GOAL IS 11.2%

T	0	0 / 0%	0 / 0%	0 / 0%	0 / 0%	0 / 0%	0 / 0%	0 / 0%
N	\$26,348	\$9,723 / 36.90%	0 / 0%	0 / 0%	\$9,723 / 36.90%	0 / 0%	0 / 0%	0 / 0%
S	***	0 / 0%	0 / 0%	0 / 0%	0 / 0%	0 / 0%	0 / 0%	0 / 0%
-TC	0	0 / 0%	0 / 0%	0 / 0%	0 / 0%	0 / 0%	0 / 0%	0 / 0%
-I	0	0 / 0%	0 / 0%	0 / 0%	0 / 0%	0 / 0%	0 / 0%	0 / 0%
	\$26,348	\$9,723 / 36.90%	0 / 0%	0 / 0%	\$9,723 / 36.90%	0 / 0%	0 / 0%	0 / 0%

719 - TEXAS STATE TECHNICAL COLLEGE - BUILDING CONSTRUCTION UNADJUSTED GOAL IS 21.1%

T	\$455,305	\$89,368 / 19.63%	0 / 0%	0 / 0%	\$89,368 / 19.63%	0 / 0%	0 / 0%	0 / 0%
N	\$9,428,620	\$212,127 / 2.25%	0 / 0%	0 / 0%	0 / 0%	\$212,127 / 2.25%	0 / 0%	0 / 0%
S	***	\$1,259,754 / 12.75%	\$379,715 / 3.84%	\$140,063 / 1.42%	\$95,267 / 0.96%	\$369,778 / 3.74%	\$274,930 / 2.78%	0 / 0%
-TC	0	0 / 0%	0 / 0%	0 / 0%	0 / 0%	0 / 0%	0 / 0%	0 / 0%
-I	0	0 / 0%	0 / 0%	0 / 0%	0 / 0%	0 / 0%	0 / 0%	0 / 0%
	\$9,883,925	\$1,561,249 / 34.63%	\$379,715 / 3.84%	\$140,063 / 1.42%	\$184,635 / 20.59%	\$581,905 / 5.99%	\$274,930 / 2.78%	0 / 0%

719 - TEXAS STATE TECHNICAL COLLEGE - SPECIAL TRADE UNADJUSTED GOAL IS 32.9%

T	\$362,967	\$143,917 / 39.65%	0 / 0%	0 / 0%	\$41,610 / 11.46%	0 / 0%	\$102,307 / 28.19%	0 / 0%
N	\$2,571,728	\$505,738 / 19.67%	0 / 0%	\$90,955 / 3.54%	\$287,864 / 11.19%	\$18,076 / 0.70%	\$108,844 / 4.23%	0 / 0%
S	***	0 / 0%	0 / 0%	0 / 0%	0 / 0%	0 / 0%	0 / 0%	0 / 0%
-TC	0	0 / 0%	0 / 0%	0 / 0%	0 / 0%	0 / 0%	0 / 0%	0 / 0%
-I	0	0 / 0%	0 / 0%	0 / 0%	0 / 0%	0 / 0%	0 / 0%	0 / 0%
	\$2,934,695	\$649,655 / 59.32%	0 / 0%	\$90,955 / 3.54%	\$329,474 / 22.66%	\$18,076 / 0.70%	\$211,151 / 32.42%	0 / 0%

*** DOLLARS REPORTED BUT NOT SHOWN IN THESE COLUMNS. T=TREASURY, N=NON-TREASURY, S=SUBCONTRACTOR FUNDS & PROCUREMENT CARD HUB PURCHASES, TC=TERM CONTRACT, I= INTER GOVERNMENTAL



TEXAS HISTORICALLY UNDERUTILIZED BUSINESS (HUB) SEMI-ANNUAL REPORT RECEIVED FOR FISCAL YEAR 2024

SECTION VII - STATE AGENCY EXPENDITURE DATA

FUND TYPE	TOTAL EXPENDITURE	TOTAL SPENT WITH HUBS AMOUNT / %	BLACK AMOUNT / %	HISPANIC AMOUNT / %	WOMAN AMOUNT / %	ASIAN PACIFIC AMOUNT / %	NATIVE AMERICAN AMOUNT / %	SERVICE-DISABLED VETERAN AMOUNT / %
-----------	-------------------	----------------------------------	------------------	---------------------	------------------	--------------------------	----------------------------	-------------------------------------

719 - TEXAS STATE TECHNICAL COLLEGE - PROFESSIONAL SERVICES UNADJUSTED GOAL IS 23.7%

T	0	0 / 0%	0 / 0%	0 / 0%	0 / 0%	0 / 0%	0 / 0%	0 / 0%
N	\$38,133	0 / 0%	0 / 0%	0 / 0%	0 / 0%	0 / 0%	0 / 0%	0 / 0%
S	***	0 / 0%	0 / 0%	0 / 0%	0 / 0%	0 / 0%	0 / 0%	0 / 0%
-TC	0	0 / 0%	0 / 0%	0 / 0%	0 / 0%	0 / 0%	0 / 0%	0 / 0%
-I	0	0 / 0%	0 / 0%	0 / 0%	0 / 0%	0 / 0%	0 / 0%	0 / 0%
	\$38,133	0 / 0%	0 / 0%	0 / 0%	0 / 0%	0 / 0%	0 / 0%	0 / 0%

719 - TEXAS STATE TECHNICAL COLLEGE - OTHER SERVICES UNADJUSTED GOAL IS 26%

T	\$18,595	0 / 0%	0 / 0%	0 / 0%	0 / 0%	0 / 0%	0 / 0%	0 / 0%
N	\$5,943,523	\$1,113,353 / 18.73%	\$136,791 / 2.30%	\$111,153 / 1.87%	\$648,566 / 10.91%	\$111,753 / 1.88%	0 / 0%	\$105,090 / 1.77%
S	***	\$54,574 / 3.39%	0 / 0%	\$12,953 / 0.80%	\$41,621 / 2.58%	0 / 0%	0 / 0%	0 / 0%
-TC	0	0 / 0%	0 / 0%	0 / 0%	0 / 0%	0 / 0%	0 / 0%	0 / 0%
-I	0	0 / 0%	0 / 0%	0 / 0%	0 / 0%	0 / 0%	0 / 0%	0 / 0%
	\$5,962,118	\$1,167,927 / 22.12%	\$136,791 / 2.30%	\$124,106 / 2.67%	\$690,187 / 13.50%	\$111,753 / 1.88%	0 / 0%	\$105,090 / 1.77%

719 - TEXAS STATE TECHNICAL COLLEGE - COMMODITY PURCHASING UNADJUSTED GOAL IS 21.1%

T	\$119,728	\$5,385 / 4.50%	\$3,517 / 2.94%	0 / 0%	\$1,867 / 1.56%	0 / 0%	0 / 0%	0 / 0%
N	\$10,000,807	\$964,292 / 9.64%	\$362,389 / 3.62%	\$84,651 / 0.85%	\$112,619 / 1.13%	\$401,124 / 4.01%	0 / 0%	\$3,509 / 0.04%
S	***	0 / 0%	0 / 0%	0 / 0%	0 / 0%	0 / 0%	0 / 0%	0 / 0%
-TC	0	0 / 0%	0 / 0%	0 / 0%	0 / 0%	0 / 0%	0 / 0%	0 / 0%
-I	0	0 / 0%	0 / 0%	0 / 0%	0 / 0%	0 / 0%	0 / 0%	0 / 0%
	\$10,120,535	\$969,677 / 14.14%	\$365,906 / 6.56%	\$84,651 / 0.85%	\$114,486 / 2.69%	\$401,124 / 4.01%	0 / 0%	\$3,509 / 0.04%

*** DOLLARS REPORTED BUT NOT SHOWN IN THESE COLUMNS. T=TREASURY, N=NON-TREASURY, S=SUBCONTRACTOR FUNDS & PROCUREMENT CARD HUB PURCHASES, TC=TERM CONTRACT, I= INTER GOVERNMENT



TEXAS HISTORICALLY UNDERUTILIZED BUSINESS (HUB) SEMI-ANNUAL REPORT RECEIVED FOR FISCAL YEAR 2024

SECTION VII - STATE AGENCY EXPENDITURE DATA

FUND TYPE	TOTAL EXPENDITURE	TOTAL SPENT WITH HUBS AMOUNT / %	BLACK AMOUNT / %	HISPANIC AMOUNT / %	WOMAN AMOUNT / %	ASIAN PACIFIC AMOUNT / %	NATIVE AMERICAN AMOUNT / %	SERVICE-DISABLED VETERAN AMOUNT / %
719 - TEXAS STATE TECHNICAL COLLEGE - Statewide Grand Total Expenditures								
T	\$956,595	\$238,670 / 24.95%	\$3,517 / 0.37%	0 / 0%	\$132,845 / 13.89%	0 / 0%	\$102,307 / 10.69%	0 / 0%
N	\$28,009,160	\$2,805,233 / 10.02%	\$499,180 / 1.78%	\$286,759 / 1.02%	\$1,058,772 / 3.78%	\$743,081 / 2.65%	\$108,844 / 0.39%	\$108,599 / 0.39%
S	***	\$1,314,327 / 11.44%	\$379,715 / 3.30%	\$153,016 / 1.33%	\$136,889 / 1.19%	\$369,778 / 3.22%	\$274,930 / 2.39%	0 / 0%
-TC	0	0 / 0%	0 / 0%	0 / 0%	0 / 0%	0 / 0%	0 / 0%	0 / 0%
-I	0	0 / 0%	0 / 0%	0 / 0%	0 / 0%	0 / 0%	0 / 0%	0 / 0%
	\$28,965,754	\$4,358,230 / 46.40%	\$882,412 / 5.45%	\$439,775 / 2.36%	\$1,328,506 / 18.86%	\$1,112,859 / 5.87%	\$486,081 / 13.48%	\$108,599 / 0.39%

*** DOLLARS REPORTED BUT NOT SHOWN IN THESE COLUMNS. T=TREASURY, N=NON-TREASURY, S=SUBCONTRACTOR FUNDS & PROCUREMENT CARD HUB PURCHASES, TC=TERM CONTRACT, I= INTER GOVERNMENTAL



TEXAS HISTORICALLY UNDERUTILIZED BUSINESS (HUB) SEMI-ANNUAL REPORT RECEIVED FOR FISCAL YEAR 2024

SECTION VII - STATE AGENCY EXPENDITURE DATA

FUND TYPE	TOTAL EXPENDITURE	TOTAL SPENT WITH HUBS AMOUNT / %	BLACK AMOUNT / %	HISPANIC AMOUNT / %	WOMAN AMOUNT / %	ASIAN PACIFIC AMOUNT / %	NATIVE AMERICAN AMOUNT / %	SERVICE-DISABLED VETERAN AMOUNT / %
-----------	-------------------	----------------------------------	------------------	---------------------	------------------	--------------------------	----------------------------	-------------------------------------

720 - UNIVERSITY OF TEXAS SYSTEM - HEAVY CONSTRUCTION UNADJUSTED GOAL IS 11.2%

T	0	0 / 0%	0 / 0%	0 / 0%	0 / 0%	0 / 0%	0 / 0%	0 / 0%
N	0	0 / 0%	0 / 0%	0 / 0%	0 / 0%	0 / 0%	0 / 0%	0 / 0%
S	***	0 / 0%	0 / 0%	0 / 0%	0 / 0%	0 / 0%	0 / 0%	0 / 0%
-TC	0	0 / 0%	0 / 0%	0 / 0%	0 / 0%	0 / 0%	0 / 0%	0 / 0%
-I	0	0 / 0%	0 / 0%	0 / 0%	0 / 0%	0 / 0%	0 / 0%	0 / 0%
	0	0 / 0%	0 / 0%	0 / 0%	0 / 0%	0 / 0%	0 / 0%	0 / 0%

720 - UNIVERSITY OF TEXAS SYSTEM - BUILDING CONSTRUCTION UNADJUSTED GOAL IS 21.1%

T	0	0 / 0%	0 / 0%	0 / 0%	0 / 0%	0 / 0%	0 / 0%	0 / 0%
N	\$79,441,532	0 / 0%	0 / 0%	0 / 0%	0 / 0%	0 / 0%	0 / 0%	0 / 0%
S	***	\$15,746,692 / 19.82%	\$1,548,975 / 1.95%	\$8,020,470 / 10.10%	\$5,549,314 / 6.99%	\$198,464 / 0.25%	\$164,144 / 0.21%	\$265,325 / 0.33%
-TC	0	0 / 0%	0 / 0%	0 / 0%	0 / 0%	0 / 0%	0 / 0%	0 / 0%
-I	0	0 / 0%	0 / 0%	0 / 0%	0 / 0%	0 / 0%	0 / 0%	0 / 0%
	\$79,441,532	\$15,746,692 / 19.82%	\$1,548,975 / 1.95%	\$8,020,470 / 10.10%	\$5,549,314 / 6.99%	\$198,464 / 0.25%	\$164,144 / 0.21%	\$265,325 / 0.33%

720 - UNIVERSITY OF TEXAS SYSTEM - SPECIAL TRADE UNADJUSTED GOAL IS 32.9%

T	0	0 / 0%	0 / 0%	0 / 0%	0 / 0%	0 / 0%	0 / 0%	0 / 0%
N	\$493,658	\$4,091 / 0.83%	0 / 0%	\$2,881 / 0.58%	\$1,210 / 0.25%	0 / 0%	0 / 0%	0 / 0%
S	***	0 / 0%	0 / 0%	0 / 0%	0 / 0%	0 / 0%	0 / 0%	0 / 0%
-TC	0	0 / 0%	0 / 0%	0 / 0%	0 / 0%	0 / 0%	0 / 0%	0 / 0%
-I	0	0 / 0%	0 / 0%	0 / 0%	0 / 0%	0 / 0%	0 / 0%	0 / 0%
	\$493,658	\$4,091 / 0.83%	0 / 0%	\$2,881 / 0.58%	\$1,210 / 0.25%	0 / 0%	0 / 0%	0 / 0%

*** DOLLARS REPORTED BUT NOT SHOWN IN THESE COLUMNS. T=TREASURY, N=NON-TREASURY, S=SUBCONTRACTOR FUNDS & PROCUREMENT CARD HUB PURCHASES, TC=TERM CONTRACT, I= INTER GOVERNMENT



TEXAS HISTORICALLY UNDERUTILIZED BUSINESS (HUB) SEMI-ANNUAL REPORT RECEIVED FOR FISCAL YEAR 2024

SECTION VII - STATE AGENCY EXPENDITURE DATA

FUND TYPE	TOTAL EXPENDITURE	TOTAL SPENT WITH HUBS AMOUNT / %	BLACK AMOUNT / %	HISPANIC AMOUNT / %	WOMAN AMOUNT / %	ASIAN PACIFIC AMOUNT / %	NATIVE AMERICAN AMOUNT / %	SERVICE-DISABLED VETERAN AMOUNT / %
720 - UNIVERSITY OF TEXAS SYSTEM - PROFESSIONAL SERVICES UNADJUSTED GOAL IS 23.7%								
T	0	0 / 0%	0 / 0%	0 / 0%	0 / 0%	0 / 0%	0 / 0%	0 / 0%
N	\$15,363,082	\$729,695 / 4.75%	0 / 0%	\$729,695 / 4.75%	0 / 0%	0 / 0%	0 / 0%	0 / 0%
S	***	\$2,985,779 / 19.43%	\$210,304 / 1.37%	\$1,742,220 / 11.34%	\$543,316 / 3.54%	\$361,302 / 2.35%	0 / 0%	\$128,638 / 0.84%
-TC	0	0 / 0%	0 / 0%	0 / 0%	0 / 0%	0 / 0%	0 / 0%	0 / 0%
-I	0	0 / 0%	0 / 0%	0 / 0%	0 / 0%	0 / 0%	0 / 0%	0 / 0%
	\$15,363,082	\$3,715,474 / 24.18%	\$210,304 / 1.37%	\$2,471,915 / 16.09%	\$543,316 / 3.54%	\$361,302 / 2.35%	0 / 0%	\$128,638 / 0.84%
720 - UNIVERSITY OF TEXAS SYSTEM - OTHER SERVICES UNADJUSTED GOAL IS 26%								
T	0	0 / 0%	0 / 0%	0 / 0%	0 / 0%	0 / 0%	0 / 0%	0 / 0%
N	\$27,379,390	\$2,377,256 / 8.68%	\$1,198,055 / 4.38%	\$959,057 / 3.50%	\$65,705 / 0.24%	\$140,469 / 0.51%	0 / 0%	\$13,971 / 0.05%
S	***	\$259,467 / 1.41%	\$96,530 / 0.52%	\$162,150 / 0.88%	\$787 / 0.00%	0 / 0%	0 / 0%	0 / 0%
-TC	0	0 / 0%	0 / 0%	0 / 0%	0 / 0%	0 / 0%	0 / 0%	0 / 0%
-I	0	0 / 0%	0 / 0%	0 / 0%	0 / 0%	0 / 0%	0 / 0%	0 / 0%
	\$27,379,390	\$2,636,723 / 10.09%	\$1,294,585 / 4.90%	\$1,121,207 / 4.38%	\$66,492 / 0.24%	\$140,469 / 0.51%	0 / 0%	\$13,971 / 0.05%
720 - UNIVERSITY OF TEXAS SYSTEM - COMMODITY PURCHASING UNADJUSTED GOAL IS 21.1%								
T	0	0 / 0%	0 / 0%	0 / 0%	0 / 0%	0 / 0%	0 / 0%	0 / 0%
N	\$13,610,053	\$4,620,614 / 33.95%	\$4,134,031 / 30.37%	\$62,190 / 0.46%	\$36,708 / 0.27%	\$387,685 / 2.85%	0 / 0%	0 / 0%
S	***	\$18,254 / 0.14%	0 / 0%	0 / 0%	\$3,505 / 0.03%	\$14,749 / 0.12%	0 / 0%	0 / 0%
-TC	0	0 / 0%	0 / 0%	0 / 0%	0 / 0%	0 / 0%	0 / 0%	0 / 0%
-I	0	0 / 0%	0 / 0%	0 / 0%	0 / 0%	0 / 0%	0 / 0%	0 / 0%
	\$13,610,053	\$4,638,867 / 34.09%	\$4,134,031 / 30.37%	\$62,190 / 0.46%	\$40,213 / 0.30%	\$402,434 / 2.97%	0 / 0%	0 / 0%

*** DOLLARS REPORTED BUT NOT SHOWN IN THESE COLUMNS. T=TREASURY, N=NON-TREASURY, S=SUBCONTRACTOR FUNDS & PROCUREMENT CARD HUB PURCHASES, TC=TERM CONTRACT, I= INTER GOVERNMENTAL



TEXAS HISTORICALLY UNDERUTILIZED BUSINESS (HUB) SEMI-ANNUAL REPORT RECEIVED FOR FISCAL YEAR 2024

SECTION VII - STATE AGENCY EXPENDITURE DATA

FUND TYPE	TOTAL EXPENDITURE	TOTAL SPENT WITH HUBS AMOUNT / %	BLACK AMOUNT / %	HISPANIC AMOUNT / %	WOMAN AMOUNT / %	ASIAN PACIFIC AMOUNT / %	NATIVE AMERICAN AMOUNT / %	SERVICE-DISABLED VETERAN AMOUNT / %
720 - UNIVERSITY OF TEXAS SYSTEM - Statewide Grand Total Expenditures								
T	0	0 / 0%	0 / 0%	0 / 0%	0 / 0%	0 / 0%	0 / 0%	0 / 0%
N	\$136,287,714	\$7,731,656 / 5.67%	\$5,332,086 / 3.91%	\$1,753,823 / 1.29%	\$103,623 / 0.08%	\$528,154 / 0.39%	0 / 0%	\$13,971 / 0.01%
S	***	\$19,010,191 / 15.06%	\$1,855,809 / 1.47%	\$9,924,840 / 7.86%	\$6,096,921 / 4.83%	\$574,515 / 0.46%	\$164,144 / 0.13%	\$393,962 / 0.31%
-TC	0	0 / 0%	0 / 0%	0 / 0%	0 / 0%	0 / 0%	0 / 0%	0 / 0%
-I	0	0 / 0%	0 / 0%	0 / 0%	0 / 0%	0 / 0%	0 / 0%	0 / 0%
	\$136,287,714	\$26,741,848 / 20.74%	\$7,187,895 / 5.38%	\$11,678,663 / 9.15%	\$6,200,544 / 4.91%	\$1,102,669 / 0.84%	\$164,144 / 0.13%	\$407,933 / 0.32%

*** DOLLARS REPORTED BUT NOT SHOWN IN THESE COLUMNS. T=TREASURY, N=NON-TREASURY, S=SUBCONTRACTOR FUNDS & PROCUREMENT CARD HUB PURCHASES, TC=TERM CONTRACT, I= INTER GOVERNMENTAL



TEXAS HISTORICALLY UNDERUTILIZED BUSINESS (HUB) SEMI-ANNUAL REPORT RECEIVED FOR FISCAL YEAR 2024

SECTION VII - STATE AGENCY EXPENDITURE DATA

FUND TYPE	TOTAL EXPENDITURE	TOTAL SPENT WITH HUBS AMOUNT / %	BLACK AMOUNT / %	HISPANIC AMOUNT / %	WOMAN AMOUNT / %	ASIAN PACIFIC AMOUNT / %	NATIVE AMERICAN AMOUNT / %	SERVICE-DISABLED VETERAN AMOUNT / %
-----------	-------------------	----------------------------------	------------------	---------------------	------------------	--------------------------	----------------------------	-------------------------------------

721 - UNIVERSITY OF TEXAS AT AUSTIN - HEAVY CONSTRUCTION UNADJUSTED GOAL IS 11.2%

T	0	0 / 0%	0 / 0%	0 / 0%	0 / 0%	0 / 0%	0 / 0%	0 / 0%
N	\$8,250	0 / 0%	0 / 0%	0 / 0%	0 / 0%	0 / 0%	0 / 0%	0 / 0%
S	***	0 / 0%	0 / 0%	0 / 0%	0 / 0%	0 / 0%	0 / 0%	0 / 0%
-TC	0	0 / 0%	0 / 0%	0 / 0%	0 / 0%	0 / 0%	0 / 0%	0 / 0%
-I	0	0 / 0%	0 / 0%	0 / 0%	0 / 0%	0 / 0%	0 / 0%	0 / 0%
	\$8,250	0 / 0%	0 / 0%	0 / 0%	0 / 0%	0 / 0%	0 / 0%	0 / 0%

721 - UNIVERSITY OF TEXAS AT AUSTIN - BUILDING CONSTRUCTION UNADJUSTED GOAL IS 21.1%

T	0	0 / 0%	0 / 0%	0 / 0%	0 / 0%	0 / 0%	0 / 0%	0 / 0%
N	\$28,608,427	\$304,967 / 1.07%	0 / 0%	0 / 0%	\$304,895 / 1.07%	\$72 / 0.00%	0 / 0%	0 / 0%
S	***	\$4,333,789 / 15.15%	\$16,355 / 0.06%	\$2,905,297 / 10.16%	\$1,154,271 / 4.03%	\$168,375 / 0.59%	\$89,491 / 0.31%	0 / 0%
-TC	0	0 / 0%	0 / 0%	0 / 0%	0 / 0%	0 / 0%	0 / 0%	0 / 0%
-I	0	0 / 0%	0 / 0%	0 / 0%	0 / 0%	0 / 0%	0 / 0%	0 / 0%
	\$28,608,427	\$4,638,756 / 16.21%	\$16,355 / 0.06%	\$2,905,297 / 10.16%	\$1,459,165 / 5.10%	\$168,447 / 0.59%	\$89,491 / 0.31%	0 / 0%

721 - UNIVERSITY OF TEXAS AT AUSTIN - SPECIAL TRADE UNADJUSTED GOAL IS 32.9%

T	0	0 / 0%	0 / 0%	0 / 0%	0 / 0%	0 / 0%	0 / 0%	0 / 0%
N	\$65,073,303	\$24,145,973 / 37.11%	0 / 0%	\$19,905,856 / 30.59%	\$3,284,248 / 5.05%	\$741,300 / 1.14%	\$214,569 / 0.33%	0 / 0%
S	***	\$6,619,278 / 10.17%	\$27,096 / 0.04%	\$4,436,998 / 6.82%	\$1,804,331 / 2.77%	\$345,370 / 0.53%	\$1,667 / 0.00%	\$3,816 / 0.01%
-TC	0	0 / 0%	0 / 0%	0 / 0%	0 / 0%	0 / 0%	0 / 0%	0 / 0%
-I	0	0 / 0%	0 / 0%	0 / 0%	0 / 0%	0 / 0%	0 / 0%	0 / 0%
	\$65,073,303	\$30,765,251 / 47.28%	\$27,096 / 0.04%	\$24,342,854 / 37.41%	\$5,088,578 / 7.82%	\$1,086,670 / 1.67%	\$216,236 / 0.33%	\$3,816 / 0.01%

*** DOLLARS REPORTED BUT NOT SHOWN IN THESE COLUMNS. T=TREASURY, N=NON-TREASURY, S=SUBCONTRACTOR FUNDS & PROCUREMENT CARD HUB PURCHASES, TC=TERM CONTRACT, I= INTER GOVERNMENTAL



TEXAS HISTORICALLY UNDERUTILIZED BUSINESS (HUB) SEMI-ANNUAL REPORT RECEIVED FOR FISCAL YEAR 2024

SECTION VII - STATE AGENCY EXPENDITURE DATA

FUND TYPE	TOTAL EXPENDITURE	TOTAL SPENT WITH HUBS AMOUNT / %	BLACK AMOUNT / %	HISPANIC AMOUNT / %	WOMAN AMOUNT / %	ASIAN PACIFIC AMOUNT / %	NATIVE AMERICAN AMOUNT / %	SERVICE-DISABLED VETERAN AMOUNT / %
721 - UNIVERSITY OF TEXAS AT AUSTIN - PROFESSIONAL SERVICES UNADJUSTED GOAL IS 23.7%								
T	0	0 / 0%	0 / 0%	0 / 0%	0 / 0%	0 / 0%	0 / 0%	0 / 0%
N	\$5,358,141	\$897,244 / 16.75%	0 / 0%	\$173,246 / 3.23%	\$447,634 / 8.35%	\$276,363 / 5.16%	0 / 0%	0 / 0%
S	***	\$3,509,564 / 72.36%	\$5,358 / 0.11%	\$2,500,883 / 51.57%	\$388,141 / 8.00%	\$1,500 / 0.03%	0 / 0%	\$613,681 / 12.65%
-TC	0	0 / 0%	0 / 0%	0 / 0%	0 / 0%	0 / 0%	0 / 0%	0 / 0%
-I	0	0 / 0%	0 / 0%	0 / 0%	0 / 0%	0 / 0%	0 / 0%	0 / 0%
	\$5,358,141	\$4,406,807 / 89.11%	\$5,358 / 0.11%	\$2,674,130 / 54.80%	\$835,775 / 16.36%	\$277,863 / 5.19%	0 / 0%	\$613,681 / 12.65%

721 - UNIVERSITY OF TEXAS AT AUSTIN - OTHER SERVICES UNADJUSTED GOAL IS 26%								
T	0	0 / 0%	0 / 0%	0 / 0%	0 / 0%	0 / 0%	0 / 0%	0 / 0%
N	\$174,165,313	\$10,124,394 / 5.81%	\$241,647 / 0.14%	\$1,324,084 / 0.76%	\$7,296,711 / 4.19%	\$1,215,238 / 0.70%	\$31,508 / 0.02%	\$15,207 / 0.01%
S	***	\$1,515,762 / 0.92%	\$30,241 / 0.02%	\$495,530 / 0.30%	\$353,162 / 0.21%	\$383,208 / 0.23%	\$253,621 / 0.15%	0 / 0%
-TC	0	0 / 0%	0 / 0%	0 / 0%	0 / 0%	0 / 0%	0 / 0%	0 / 0%
-I	0	0 / 0%	0 / 0%	0 / 0%	0 / 0%	0 / 0%	0 / 0%	0 / 0%
	\$174,165,313	\$11,640,156 / 6.73%	\$271,888 / 0.16%	\$1,819,615 / 1.06%	\$7,649,873 / 4.40%	\$1,598,445 / 0.93%	\$285,128 / 0.17%	\$15,207 / 0.01%

721 - UNIVERSITY OF TEXAS AT AUSTIN - COMMODITY PURCHASING UNADJUSTED GOAL IS 21.1%								
T	0	0 / 0%	0 / 0%	0 / 0%	0 / 0%	0 / 0%	0 / 0%	0 / 0%
N	\$133,376,789	\$21,078,541 / 15.80%	\$2,857,963 / 2.14%	\$13,036,192 / 9.77%	\$4,372,771 / 3.28%	\$807,946 / 0.61%	0 / 0%	\$3,669 / 0.00%
S	***	\$201,226 / 0.24%	\$6,635 / 0.01%	\$28,376 / 0.03%	\$166,215 / 0.19%	0 / 0%	0 / 0%	0 / 0%
-TC	\$26,017	0 / 0%	0 / 0%	0 / 0%	0 / 0%	0 / 0%	0 / 0%	0 / 0%
-I	0	0 / 0%	0 / 0%	0 / 0%	0 / 0%	0 / 0%	0 / 0%	0 / 0%
	\$133,350,772	\$21,279,767 / 16.04%	\$2,864,598 / 2.15%	\$13,064,568 / 9.81%	\$4,538,986 / 3.47%	\$807,946 / 0.61%	0 / 0%	\$3,669 / 0.00%

*** DOLLARS REPORTED BUT NOT SHOWN IN THESE COLUMNS. T=TREASURY, N=NON-TREASURY, S=SUBCONTRACTOR FUNDS & PROCUREMENT CARD HUB PURCHASES, TC=TERM CONTRACT, I= INTER GOVERNMENTAL



TEXAS HISTORICALLY UNDERUTILIZED BUSINESS (HUB) SEMI-ANNUAL REPORT RECEIVED FOR FISCAL YEAR 2024

SECTION VII - STATE AGENCY EXPENDITURE DATA

FUND TYPE	TOTAL EXPENDITURE	TOTAL SPENT WITH HUBS AMOUNT / %	BLACK AMOUNT / %	HISPANIC AMOUNT / %	WOMAN AMOUNT / %	ASIAN PACIFIC AMOUNT / %	NATIVE AMERICAN AMOUNT / %	SERVICE-DISABLED VETERAN AMOUNT / %
721 - UNIVERSITY OF TEXAS AT AUSTIN - Statewide Grand Total Expenditures								
T	0	0 / 0%	0 / 0%	0 / 0%	0 / 0%	0 / 0%	0 / 0%	0 / 0%
N	\$406,590,225	\$56,551,119 / 13.91%	\$3,099,609 / 0.76%	\$34,439,378 / 8.47%	\$15,706,258 / 3.86%	\$3,040,919 / 0.75%	\$246,077 / 0.06%	\$18,877 / 0.00%
S	***	\$16,179,619 / 4.63%	\$85,686 / 0.02%	\$10,367,085 / 2.97%	\$3,866,119 / 1.11%	\$898,453 / 0.26%	\$344,778 / 0.10%	\$617,497 / 0.18%
-TC	\$26,017	0 / 0%	0 / 0%	0 / 0%	0 / 0%	0 / 0%	0 / 0%	0 / 0%
-I	0	0 / 0%	0 / 0%	0 / 0%	0 / 0%	0 / 0%	0 / 0%	0 / 0%
	\$406,564,207	\$72,730,737 / 18.54%	\$3,185,295 / 0.79%	\$44,806,464 / 11.44%	\$19,572,377 / 4.97%	\$3,939,372 / 1.01%	\$590,855 / 0.16%	\$636,374 / 0.18%

*** DOLLARS REPORTED BUT NOT SHOWN IN THESE COLUMNS. T=TREASURY, N=NON-TREASURY, S=SUBCONTRACTOR FUNDS & PROCUREMENT CARD HUB PURCHASES, TC=TERM CONTRACT, I= INTER GOVERNMENTAL



TEXAS HISTORICALLY UNDERUTILIZED BUSINESS (HUB) SEMI-ANNUAL REPORT RECEIVED FOR FISCAL YEAR 2024

SECTION VII - STATE AGENCY EXPENDITURE DATA

FUND TYPE	TOTAL EXPENDITURE	TOTAL SPENT WITH HUBS AMOUNT / %	BLACK AMOUNT / %	HISPANIC AMOUNT / %	WOMAN AMOUNT / %	ASIAN PACIFIC AMOUNT / %	NATIVE AMERICAN AMOUNT / %	SERVICE-DISABLED VETERAN AMOUNT / %
-----------	-------------------	----------------------------------	------------------	---------------------	------------------	--------------------------	----------------------------	-------------------------------------

723 - UNIVERSITY OF TEXAS MEDICAL BRANCH - HEAVY CONSTRUCTION UNADJUSTED GOAL IS 11.2%

T	0	0 / 0%	0 / 0%	0 / 0%	0 / 0%	0 / 0%	0 / 0%	0 / 0%
N	0	0 / 0%	0 / 0%	0 / 0%	0 / 0%	0 / 0%	0 / 0%	0 / 0%
S	***	0 / 0%	0 / 0%	0 / 0%	0 / 0%	0 / 0%	0 / 0%	0 / 0%
-TC	0	0 / 0%	0 / 0%	0 / 0%	0 / 0%	0 / 0%	0 / 0%	0 / 0%
-I	0	0 / 0%	0 / 0%	0 / 0%	0 / 0%	0 / 0%	0 / 0%	0 / 0%
	0	0 / 0%	0 / 0%	0 / 0%	0 / 0%	0 / 0%	0 / 0%	0 / 0%

723 - UNIVERSITY OF TEXAS MEDICAL BRANCH - BUILDING CONSTRUCTION UNADJUSTED GOAL IS 21.1%

T	0	0 / 0%	0 / 0%	0 / 0%	0 / 0%	0 / 0%	0 / 0%	0 / 0%
N	0	0 / 0%	0 / 0%	0 / 0%	0 / 0%	0 / 0%	0 / 0%	0 / 0%
S	***	0 / 0%	0 / 0%	0 / 0%	0 / 0%	0 / 0%	0 / 0%	0 / 0%
-TC	0	0 / 0%	0 / 0%	0 / 0%	0 / 0%	0 / 0%	0 / 0%	0 / 0%
-I	0	0 / 0%	0 / 0%	0 / 0%	0 / 0%	0 / 0%	0 / 0%	0 / 0%
	0	0 / 0%	0 / 0%	0 / 0%	0 / 0%	0 / 0%	0 / 0%	0 / 0%

723 - UNIVERSITY OF TEXAS MEDICAL BRANCH - SPECIAL TRADE UNADJUSTED GOAL IS 32.9%

T	0	0 / 0%	0 / 0%	0 / 0%	0 / 0%	0 / 0%	0 / 0%	0 / 0%
N	\$56,958,423	\$3,740,975 / 6.57%	\$45,475 / 0.08%	\$2,659,984 / 4.67%	\$1,000,716 / 1.76%	\$34,800 / 0.06%	0 / 0%	0 / 0%
S	***	\$2,193,043 / 39.33%	\$64,800 / 1.16%	\$664,598 / 11.92%	\$847,729 / 15.20%	\$615,915 / 11.05%	0 / 0%	0 / 0%
-TC	0	0 / 0%	0 / 0%	0 / 0%	0 / 0%	0 / 0%	0 / 0%	0 / 0%
-I	0	0 / 0%	0 / 0%	0 / 0%	0 / 0%	0 / 0%	0 / 0%	0 / 0%
	\$56,958,423	\$5,934,017 / 45.90%	\$110,275 / 1.24%	\$3,324,582 / 16.59%	\$1,848,445 / 16.96%	\$650,715 / 11.11%	0 / 0%	0 / 0%

*** DOLLARS REPORTED BUT NOT SHOWN IN THESE COLUMNS. T=TREASURY, N=NON-TREASURY, S=SUBCONTRACTOR FUNDS & PROCUREMENT CARD HUB PURCHASES, TC=TERM CONTRACT, I= INTER GOVERNMENTAL



TEXAS HISTORICALLY UNDERUTILIZED BUSINESS (HUB) SEMI-ANNUAL REPORT RECEIVED FOR FISCAL YEAR 2024

SECTION VII - STATE AGENCY EXPENDITURE DATA

FUND TYPE	TOTAL EXPENDITURE	TOTAL SPENT WITH HUBS AMOUNT / %	BLACK AMOUNT / %	HISPANIC AMOUNT / %	WOMAN AMOUNT / %	ASIAN PACIFIC AMOUNT / %	NATIVE AMERICAN AMOUNT / %	SERVICE-DISABLED VETERAN AMOUNT / %
723 - UNIVERSITY OF TEXAS MEDICAL BRANCH - PROFESSIONAL SERVICES UNADJUSTED GOAL IS 23.7%								
T	0	0 / 0%	0 / 0%	0 / 0%	0 / 0%	0 / 0%	0 / 0%	0 / 0%
N	\$15,544,365	\$183,033 / 1.18%	0 / 0%	\$24,698 / 0.16%	\$158,336 / 1.02%	0 / 0%	0 / 0%	0 / 0%
S	***	\$500,470 / 13.04%	0 / 0%	\$83,760 / 2.18%	\$405,159 / 10.56%	\$10,700 / 0.28%	0 / 0%	\$850 / 0.02%
-TC	0	0 / 0%	0 / 0%	0 / 0%	0 / 0%	0 / 0%	0 / 0%	0 / 0%
-I	0	0 / 0%	0 / 0%	0 / 0%	0 / 0%	0 / 0%	0 / 0%	0 / 0%
	\$15,544,365	\$683,503 / 14.22%	0 / 0%	\$108,458 / 2.34%	\$563,495 / 11.57%	\$10,700 / 0.28%	0 / 0%	\$850 / 0.02%

723 - UNIVERSITY OF TEXAS MEDICAL BRANCH - OTHER SERVICES UNADJUSTED GOAL IS 26%								
T	0	0 / 0%	0 / 0%	0 / 0%	0 / 0%	0 / 0%	0 / 0%	0 / 0%
N	\$61,826,950	\$4,219,319 / 6.82%	\$438,021 / 0.71%	\$2,259,970 / 3.66%	\$516,763 / 0.84%	\$1,004,565 / 1.62%	0 / 0%	0 / 0%
S	***	\$335,521 / 1.24%	\$281,739 / 1.04%	0 / 0%	\$34,729 / 0.13%	\$19,053 / 0.07%	0 / 0%	0 / 0%
-TC	0	0 / 0%	0 / 0%	0 / 0%	0 / 0%	0 / 0%	0 / 0%	0 / 0%
-I	0	0 / 0%	0 / 0%	0 / 0%	0 / 0%	0 / 0%	0 / 0%	0 / 0%
	\$61,826,950	\$4,554,840 / 8.07%	\$719,760 / 1.75%	\$2,259,970 / 3.66%	\$551,492 / 0.96%	\$1,023,617 / 1.70%	0 / 0%	0 / 0%

723 - UNIVERSITY OF TEXAS MEDICAL BRANCH - COMMODITY PURCHASING UNADJUSTED GOAL IS 21.1%								
T	0	0 / 0%	0 / 0%	0 / 0%	0 / 0%	0 / 0%	0 / 0%	0 / 0%
N	\$299,795,091	\$20,535,709 / 6.85%	\$7,049,318 / 2.35%	\$10,113,356 / 3.37%	\$2,191,742 / 0.73%	\$1,135,611 / 0.38%	\$405 / 0.00%	\$45,277 / 0.02%
S	***	\$750,733 / 9.68%	0 / 0%	\$725,546 / 9.36%	\$25,186 / 0.32%	0 / 0%	0 / 0%	0 / 0%
-TC	0	0 / 0%	0 / 0%	0 / 0%	0 / 0%	0 / 0%	0 / 0%	0 / 0%
-I	0	0 / 0%	0 / 0%	0 / 0%	0 / 0%	0 / 0%	0 / 0%	0 / 0%
	\$299,795,091	\$21,286,441 / 16.53%	\$7,049,318 / 2.35%	\$10,838,903 / 12.73%	\$2,216,928 / 1.06%	\$1,135,611 / 0.38%	\$405 / 0.00%	\$45,277 / 0.02%

*** DOLLARS REPORTED BUT NOT SHOWN IN THESE COLUMNS. T=TREASURY, N=NON-TREASURY, S=SUBCONTRACTOR FUNDS & PROCUREMENT CARD HUB PURCHASES, TC=TERM CONTRACT, I= INTER GOVERNMENTAL



TEXAS HISTORICALLY UNDERUTILIZED BUSINESS (HUB) SEMI-ANNUAL REPORT RECEIVED FOR FISCAL YEAR 2024

SECTION VII - STATE AGENCY EXPENDITURE DATA

FUND TYPE	TOTAL EXPENDITURE	TOTAL SPENT WITH HUBS AMOUNT / %	BLACK AMOUNT / %	HISPANIC AMOUNT / %	WOMAN AMOUNT / %	ASIAN PACIFIC AMOUNT / %	NATIVE AMERICAN AMOUNT / %	SERVICE-DISABLED VETERAN AMOUNT / %
723 - UNIVERSITY OF TEXAS MEDICAL BRANCH - Statewide Grand Total Expenditures								
T	0	0 / 0%	0 / 0%	0 / 0%	0 / 0%	0 / 0%	0 / 0%	0 / 0%
N	\$434,124,829	\$28,679,036 / 6.61%	\$7,532,813 / 1.74%	\$15,058,009 / 3.47%	\$3,867,557 / 0.89%	\$2,174,975 / 0.50%	\$405 / 0.00%	\$45,277 / 0.01%
S	***	\$3,779,766 / 8.56%	\$346,539 / 0.78%	\$1,473,905 / 3.34%	\$1,312,804 / 2.97%	\$645,668 / 1.46%	0 / 0%	\$850 / 0.00%
-TC	0	0 / 0%	0 / 0%	0 / 0%	0 / 0%	0 / 0%	0 / 0%	0 / 0%
-I	0	0 / 0%	0 / 0%	0 / 0%	0 / 0%	0 / 0%	0 / 0%	0 / 0%
	\$434,124,829	\$32,458,801 / 15.17%	\$7,879,353 / 2.52%	\$16,531,914 / 6.81%	\$5,180,360 / 3.86%	\$2,820,643 / 1.96%	\$405 / 0.00%	\$46,127 / 0.01%

*** DOLLARS REPORTED BUT NOT SHOWN IN THESE COLUMNS. T=TREASURY, N=NON-TREASURY, S=SUBCONTRACTOR FUNDS & PROCUREMENT CARD HUB PURCHASES, TC=TERM CONTRACT, I= INTER GOVERNMENTAL



TEXAS HISTORICALLY UNDERUTILIZED BUSINESS (HUB) SEMI-ANNUAL REPORT RECEIVED FOR FISCAL YEAR 2024

SECTION VII - STATE AGENCY EXPENDITURE DATA

FUND TYPE	TOTAL EXPENDITURE	TOTAL SPENT WITH HUBS AMOUNT / %	BLACK AMOUNT / %	HISPANIC AMOUNT / %	WOMAN AMOUNT / %	ASIAN PACIFIC AMOUNT / %	NATIVE AMERICAN AMOUNT / %	SERVICE-DISABLED VETERAN AMOUNT / %
-----------	-------------------	----------------------------------	------------------	---------------------	------------------	--------------------------	----------------------------	-------------------------------------

724 - UNIVERSITY OF TEXAS AT EL PASO - HEAVY CONSTRUCTION UNADJUSTED GOAL IS 11.2%

T	0	0 / 0%	0 / 0%	0 / 0%	0 / 0%	0 / 0%	0 / 0%	0 / 0%
N	0	0 / 0%	0 / 0%	0 / 0%	0 / 0%	0 / 0%	0 / 0%	0 / 0%
S	***	0 / 0%	0 / 0%	0 / 0%	0 / 0%	0 / 0%	0 / 0%	0 / 0%
-TC	0	0 / 0%	0 / 0%	0 / 0%	0 / 0%	0 / 0%	0 / 0%	0 / 0%
-I	0	0 / 0%	0 / 0%	0 / 0%	0 / 0%	0 / 0%	0 / 0%	0 / 0%
	0	0 / 0%	0 / 0%	0 / 0%	0 / 0%	0 / 0%	0 / 0%	0 / 0%

724 - UNIVERSITY OF TEXAS AT EL PASO - BUILDING CONSTRUCTION UNADJUSTED GOAL IS 21.1%

T	0	0 / 0%	0 / 0%	0 / 0%	0 / 0%	0 / 0%	0 / 0%	0 / 0%
N	\$1,668,807	\$526,816 / 31.57%	0 / 0%	\$435,418 / 26.09%	0 / 0%	\$91,398 / 5.48%	0 / 0%	0 / 0%
S	***	0 / 0%	0 / 0%	0 / 0%	0 / 0%	0 / 0%	0 / 0%	0 / 0%
-TC	0	0 / 0%	0 / 0%	0 / 0%	0 / 0%	0 / 0%	0 / 0%	0 / 0%
-I	0	0 / 0%	0 / 0%	0 / 0%	0 / 0%	0 / 0%	0 / 0%	0 / 0%
	\$1,668,807	\$526,816 / 31.57%	0 / 0%	\$435,418 / 26.09%	0 / 0%	\$91,398 / 5.48%	0 / 0%	0 / 0%

724 - UNIVERSITY OF TEXAS AT EL PASO - SPECIAL TRADE UNADJUSTED GOAL IS 32.9%

T	0	0 / 0%	0 / 0%	0 / 0%	0 / 0%	0 / 0%	0 / 0%	0 / 0%
N	\$6,500,310	\$3,023,185 / 46.51%	\$125 / 0.00%	\$1,946,515 / 29.94%	\$576,534 / 8.87%	0 / 0%	\$500,011 / 7.69%	0 / 0%
S	***	0 / 0%	0 / 0%	0 / 0%	0 / 0%	0 / 0%	0 / 0%	0 / 0%
-TC	0	0 / 0%	0 / 0%	0 / 0%	0 / 0%	0 / 0%	0 / 0%	0 / 0%
-I	0	0 / 0%	0 / 0%	0 / 0%	0 / 0%	0 / 0%	0 / 0%	0 / 0%
	\$6,500,310	\$3,023,185 / 46.51%	\$125 / 0.00%	\$1,946,515 / 29.94%	\$576,534 / 8.87%	0 / 0%	\$500,011 / 7.69%	0 / 0%

*** DOLLARS REPORTED BUT NOT SHOWN IN THESE COLUMNS. T=TREASURY, N=NON-TREASURY, S=SUBCONTRACTOR FUNDS & PROCUREMENT CARD HUB PURCHASES, TC=TERM CONTRACT, I= INTER GOVERNMENT



TEXAS HISTORICALLY UNDERUTILIZED BUSINESS (HUB) SEMI-ANNUAL REPORT RECEIVED FOR FISCAL YEAR 2024

SECTION VII - STATE AGENCY EXPENDITURE DATA

FUND TYPE	TOTAL EXPENDITURE	TOTAL SPENT WITH HUBS AMOUNT / %	BLACK AMOUNT / %	HISPANIC AMOUNT / %	WOMAN AMOUNT / %	ASIAN PACIFIC AMOUNT / %	NATIVE AMERICAN AMOUNT / %	SERVICE-DISABLED VETERAN AMOUNT / %
724 - UNIVERSITY OF TEXAS AT EL PASO - PROFESSIONAL SERVICES UNADJUSTED GOAL IS 23.7%								
T	0	0 / 0%	0 / 0%	0 / 0%	0 / 0%	0 / 0%	0 / 0%	0 / 0%
N	\$360,506	\$710 / 0.20%	0 / 0%	\$710 / 0.20%	0 / 0%	0 / 0%	0 / 0%	0 / 0%
S	***	0 / 0%	0 / 0%	0 / 0%	0 / 0%	0 / 0%	0 / 0%	0 / 0%
-TC	0	0 / 0%	0 / 0%	0 / 0%	0 / 0%	0 / 0%	0 / 0%	0 / 0%
-I	0	0 / 0%	0 / 0%	0 / 0%	0 / 0%	0 / 0%	0 / 0%	0 / 0%
	\$360,506	\$710 / 0.20%	0 / 0%	\$710 / 0.20%	0 / 0%	0 / 0%	0 / 0%	0 / 0%

724 - UNIVERSITY OF TEXAS AT EL PASO - OTHER SERVICES UNADJUSTED GOAL IS 26%								
T	0	0 / 0%	0 / 0%	0 / 0%	0 / 0%	0 / 0%	0 / 0%	0 / 0%
N	\$13,687,492	\$1,627,719 / 11.89%	\$13,541 / 0.10%	\$666,671 / 4.87%	\$839,738 / 6.14%	\$107,769 / 0.79%	0 / 0%	0 / 0%
S	***	0 / 0%	0 / 0%	0 / 0%	0 / 0%	0 / 0%	0 / 0%	0 / 0%
-TC	0	0 / 0%	0 / 0%	0 / 0%	0 / 0%	0 / 0%	0 / 0%	0 / 0%
-I	0	0 / 0%	0 / 0%	0 / 0%	0 / 0%	0 / 0%	0 / 0%	0 / 0%
	\$13,687,492	\$1,627,719 / 11.89%	\$13,541 / 0.10%	\$666,671 / 4.87%	\$839,738 / 6.14%	\$107,769 / 0.79%	0 / 0%	0 / 0%

724 - UNIVERSITY OF TEXAS AT EL PASO - COMMODITY PURCHASING UNADJUSTED GOAL IS 21.1%								
T	0	0 / 0%	0 / 0%	0 / 0%	0 / 0%	0 / 0%	0 / 0%	0 / 0%
N	\$20,721,443	\$6,407,679 / 30.92%	\$18,865 / 0.09%	\$5,628,085 / 27.16%	\$672,890 / 3.25%	\$87,802 / 0.42%	0 / 0%	\$36 / 0.00%
S	***	\$3,954 / 0.02%	0 / 0%	\$3,285 / 0.02%	\$669 / 0.00%	0 / 0%	0 / 0%	0 / 0%
-TC	0	0 / 0%	0 / 0%	0 / 0%	0 / 0%	0 / 0%	0 / 0%	0 / 0%
-I	0	0 / 0%	0 / 0%	0 / 0%	0 / 0%	0 / 0%	0 / 0%	0 / 0%
	\$20,721,443	\$6,411,633 / 30.94%	\$18,865 / 0.09%	\$5,631,371 / 27.18%	\$673,559 / 3.25%	\$87,802 / 0.42%	0 / 0%	\$36 / 0.00%

*** DOLLARS REPORTED BUT NOT SHOWN IN THESE COLUMNS. T=TREASURY, N=NON-TREASURY, S=SUBCONTRACTOR FUNDS & PROCUREMENT CARD HUB PURCHASES, TC=TERM CONTRACT, I= INTER GOVERNMENTAL



TEXAS HISTORICALLY UNDERUTILIZED BUSINESS (HUB) SEMI-ANNUAL REPORT RECEIVED FOR FISCAL YEAR 2024

SECTION VII - STATE AGENCY EXPENDITURE DATA

FUND TYPE	TOTAL EXPENDITURE	TOTAL SPENT WITH HUBS AMOUNT / %	BLACK AMOUNT / %	HISPANIC AMOUNT / %	WOMAN AMOUNT / %	ASIAN PACIFIC AMOUNT / %	NATIVE AMERICAN AMOUNT / %	SERVICE-DISABLED VETERAN AMOUNT / %
724 - UNIVERSITY OF TEXAS AT EL PASO - Statewide Grand Total Expenditures								
T	0	0 / 0%	0 / 0%	0 / 0%	0 / 0%	0 / 0%	0 / 0%	0 / 0%
N	\$42,938,558	\$11,586,109 / 26.98%	\$32,532 / 0.08%	\$8,677,399 / 20.21%	\$2,089,163 / 4.87%	\$286,968 / 0.67%	\$500,011 / 1.16%	\$36 / 0.00%
S	***	\$3,954 / 0.01%	0 / 0%	\$3,285 / 0.01%	\$669 / 0.00%	0 / 0%	0 / 0%	0 / 0%
-TC	0	0 / 0%	0 / 0%	0 / 0%	0 / 0%	0 / 0%	0 / 0%	0 / 0%
-I	0	0 / 0%	0 / 0%	0 / 0%	0 / 0%	0 / 0%	0 / 0%	0 / 0%
	\$42,938,558	\$11,590,063 / 27.00%	\$32,532 / 0.08%	\$8,680,684 / 20.22%	\$2,089,832 / 4.87%	\$286,968 / 0.67%	\$500,011 / 1.16%	\$36 / 0.00%

*** DOLLARS REPORTED BUT NOT SHOWN IN THESE COLUMNS. T=TREASURY, N=NON-TREASURY, S=SUBCONTRACTOR FUNDS & PROCUREMENT CARD HUB PURCHASES, TC=TERM CONTRACT, I= INTER GOVERNMENTAL



TEXAS HISTORICALLY UNDERUTILIZED BUSINESS (HUB) SEMI-ANNUAL REPORT RECEIVED FOR FISCAL YEAR 2024

SECTION VII - STATE AGENCY EXPENDITURE DATA

FUND TYPE	TOTAL EXPENDITURE	TOTAL SPENT WITH HUBS AMOUNT / %	BLACK AMOUNT / %	HISPANIC AMOUNT / %	WOMAN AMOUNT / %	ASIAN PACIFIC AMOUNT / %	NATIVE AMERICAN AMOUNT / %	SERVICE-DISABLED VETERAN AMOUNT / %
727 - TEXAS A&M TRANSPORTATION INSTITUTE - HEAVY CONSTRUCTION UNADJUSTED GOAL IS 11.2%								
T	0	0 / 0%	0 / 0%	0 / 0%	0 / 0%	0 / 0%	0 / 0%	0 / 0%
N	0	0 / 0%	0 / 0%	0 / 0%	0 / 0%	0 / 0%	0 / 0%	0 / 0%
S	***	0 / 0%	0 / 0%	0 / 0%	0 / 0%	0 / 0%	0 / 0%	0 / 0%
-TC	0	0 / 0%	0 / 0%	0 / 0%	0 / 0%	0 / 0%	0 / 0%	0 / 0%
-I	0	0 / 0%	0 / 0%	0 / 0%	0 / 0%	0 / 0%	0 / 0%	0 / 0%
	0	0 / 0%	0 / 0%	0 / 0%	0 / 0%	0 / 0%	0 / 0%	0 / 0%
727 - TEXAS A&M TRANSPORTATION INSTITUTE - BUILDING CONSTRUCTION UNADJUSTED GOAL IS 21.1%								
T	0	0 / 0%	0 / 0%	0 / 0%	0 / 0%	0 / 0%	0 / 0%	0 / 0%
N	0	0 / 0%	0 / 0%	0 / 0%	0 / 0%	0 / 0%	0 / 0%	0 / 0%
S	***	0 / 0%	0 / 0%	0 / 0%	0 / 0%	0 / 0%	0 / 0%	0 / 0%
-TC	0	0 / 0%	0 / 0%	0 / 0%	0 / 0%	0 / 0%	0 / 0%	0 / 0%
-I	0	0 / 0%	0 / 0%	0 / 0%	0 / 0%	0 / 0%	0 / 0%	0 / 0%
	0	0 / 0%	0 / 0%	0 / 0%	0 / 0%	0 / 0%	0 / 0%	0 / 0%
727 - TEXAS A&M TRANSPORTATION INSTITUTE - SPECIAL TRADE UNADJUSTED GOAL IS 32.9%								
T	0	0 / 0%	0 / 0%	0 / 0%	0 / 0%	0 / 0%	0 / 0%	0 / 0%
N	\$8,678	0 / 0%	0 / 0%	0 / 0%	0 / 0%	0 / 0%	0 / 0%	0 / 0%
S	***	0 / 0%	0 / 0%	0 / 0%	0 / 0%	0 / 0%	0 / 0%	0 / 0%
-TC	0	0 / 0%	0 / 0%	0 / 0%	0 / 0%	0 / 0%	0 / 0%	0 / 0%
-I	0	0 / 0%	0 / 0%	0 / 0%	0 / 0%	0 / 0%	0 / 0%	0 / 0%
	\$8,678	0 / 0%	0 / 0%	0 / 0%	0 / 0%	0 / 0%	0 / 0%	0 / 0%

*** DOLLARS REPORTED BUT NOT SHOWN IN THESE COLUMNS. T=TREASURY, N=NON-TREASURY, S=SUBCONTRACTOR FUNDS & PROCUREMENT CARD HUB PURCHASES, TC=TERM CONTRACT, I= INTER GOVERNMENT



TEXAS HISTORICALLY UNDERUTILIZED BUSINESS (HUB) SEMI-ANNUAL REPORT RECEIVED FOR FISCAL YEAR 2024

SECTION VII - STATE AGENCY EXPENDITURE DATA

FUND TYPE	TOTAL EXPENDITURE	TOTAL SPENT WITH HUBS AMOUNT / %	BLACK AMOUNT / %	HISPANIC AMOUNT / %	WOMAN AMOUNT / %	ASIAN PACIFIC AMOUNT / %	NATIVE AMERICAN AMOUNT / %	SERVICE-DISABLED VETERAN AMOUNT / %
-----------	-------------------	----------------------------------	------------------	---------------------	------------------	--------------------------	----------------------------	-------------------------------------

727 - TEXAS A&M TRANSPORTATION INSTITUTE - PROFESSIONAL SERVICES UNADJUSTED GOAL IS 23.7%

T	0	0 / 0%	0 / 0%	0 / 0%	0 / 0%	0 / 0%	0 / 0%	0 / 0%
N	0	0 / 0%	0 / 0%	0 / 0%	0 / 0%	0 / 0%	0 / 0%	0 / 0%
S	***	0 / 0%	0 / 0%	0 / 0%	0 / 0%	0 / 0%	0 / 0%	0 / 0%
-TC	0	0 / 0%	0 / 0%	0 / 0%	0 / 0%	0 / 0%	0 / 0%	0 / 0%
-I	0	0 / 0%	0 / 0%	0 / 0%	0 / 0%	0 / 0%	0 / 0%	0 / 0%
	0	0 / 0%	0 / 0%	0 / 0%	0 / 0%	0 / 0%	0 / 0%	0 / 0%

727 - TEXAS A&M TRANSPORTATION INSTITUTE - OTHER SERVICES UNADJUSTED GOAL IS 26%

T	\$-375	0 / 0%	0 / 0%	0 / 0%	0 / 0%	0 / 0%	0 / 0%	0 / 0%
N	\$1,668,080	\$71,639 / 4.29%	0 / 0%	\$47,050 / 2.82%	\$24,589 / 1.47%	0 / 0%	0 / 0%	0 / 0%
S	***	0 / 0%	0 / 0%	0 / 0%	0 / 0%	0 / 0%	0 / 0%	0 / 0%
-TC	0	0 / 0%	0 / 0%	0 / 0%	0 / 0%	0 / 0%	0 / 0%	0 / 0%
-I	0	0 / 0%	0 / 0%	0 / 0%	0 / 0%	0 / 0%	0 / 0%	0 / 0%
	\$1,667,705	\$71,639 / 4.29%	0 / 0%	\$47,050 / 2.82%	\$24,589 / 1.47%	0 / 0%	0 / 0%	0 / 0%

727 - TEXAS A&M TRANSPORTATION INSTITUTE - COMMODITY PURCHASING UNADJUSTED GOAL IS 21.1%

T	0	0 / 0%	0 / 0%	0 / 0%	0 / 0%	0 / 0%	0 / 0%	0 / 0%
N	\$3,964,616	\$1,815,639 / 45.80%	\$498,563 / 12.58%	\$130,670 / 3.30%	\$1,171,509 / 29.55%	\$14,897 / 0.38%	0 / 0%	0 / 0%
S	***	\$1,731 / 0.17%	0 / 0%	0 / 0%	\$1,731 / 0.17%	0 / 0%	0 / 0%	0 / 0%
-TC	0	0 / 0%	0 / 0%	0 / 0%	0 / 0%	0 / 0%	0 / 0%	0 / 0%
-I	0	0 / 0%	0 / 0%	0 / 0%	0 / 0%	0 / 0%	0 / 0%	0 / 0%
	\$3,964,616	\$1,817,370 / 45.96%	\$498,563 / 12.58%	\$130,670 / 3.30%	\$1,173,241 / 29.71%	\$14,897 / 0.38%	0 / 0%	0 / 0%

*** DOLLARS REPORTED BUT NOT SHOWN IN THESE COLUMNS. T=TREASURY, N=NON-TREASURY, S=SUBCONTRACTOR FUNDS & PROCUREMENT CARD HUB PURCHASES, TC=TERM CONTRACT, I= INTER GOVERNMENT



TEXAS HISTORICALLY UNDERUTILIZED BUSINESS (HUB) SEMI-ANNUAL REPORT RECEIVED FOR FISCAL YEAR 2024

SECTION VII - STATE AGENCY EXPENDITURE DATA

FUND TYPE	TOTAL EXPENDITURE	TOTAL SPENT WITH HUBS AMOUNT / %	BLACK AMOUNT / %	HISPANIC AMOUNT / %	WOMAN AMOUNT / %	ASIAN PACIFIC AMOUNT / %	NATIVE AMERICAN AMOUNT / %	SERVICE-DISABLED VETERAN AMOUNT / %
727 - TEXAS A&M TRANSPORTATION INSTITUTE - Statewide Grand Total Expenditures								
T	\$-375	0 / 0%	0 / 0%	0 / 0%	0 / 0%	0 / 0%	0 / 0%	0 / 0%
N	\$5,641,373	\$1,887,278 / 33.45%	\$498,563 / 8.84%	\$177,720 / 3.15%	\$1,196,098 / 21.20%	\$14,897 / 0.26%	0 / 0%	0 / 0%
S	***	\$1,731 / 0.17%	0 / 0%	0 / 0%	\$1,731 / 0.17%	0 / 0%	0 / 0%	0 / 0%
-TC	0	0 / 0%	0 / 0%	0 / 0%	0 / 0%	0 / 0%	0 / 0%	0 / 0%
-I	0	0 / 0%	0 / 0%	0 / 0%	0 / 0%	0 / 0%	0 / 0%	0 / 0%
	\$5,640,998	\$1,889,009 / 33.62%	\$498,563 / 8.84%	\$177,720 / 3.15%	\$1,197,829 / 21.37%	\$14,897 / 0.26%	0 / 0%	0 / 0%

*** DOLLARS REPORTED BUT NOT SHOWN IN THESE COLUMNS. T=TREASURY, N=NON-TREASURY, S=SUBCONTRACTOR FUNDS & PROCUREMENT CARD HUB PURCHASES, TC=TERM CONTRACT, I= INTER GOVERNMENTAL



TEXAS HISTORICALLY UNDERUTILIZED BUSINESS (HUB) SEMI-ANNUAL REPORT RECEIVED FOR FISCAL YEAR 2024

SECTION VII - STATE AGENCY EXPENDITURE DATA

FUND TYPE	TOTAL EXPENDITURE	TOTAL SPENT WITH HUBS AMOUNT / %	BLACK AMOUNT / %	HISPANIC AMOUNT / %	WOMAN AMOUNT / %	ASIAN PACIFIC AMOUNT / %	NATIVE AMERICAN AMOUNT / %	SERVICE-DISABLED VETERAN AMOUNT / %
-----------	-------------------	----------------------------------	------------------	---------------------	------------------	--------------------------	----------------------------	-------------------------------------

729 - UT SOUTHWESTERN MEDICAL CENTER - HEAVY CONSTRUCTION UNADJUSTED GOAL IS 11.2%

T	0	0 / 0%	0 / 0%	0 / 0%	0 / 0%	0 / 0%	0 / 0%	0 / 0%
N	0	0 / 0%	0 / 0%	0 / 0%	0 / 0%	0 / 0%	0 / 0%	0 / 0%
S	***	0 / 0%	0 / 0%	0 / 0%	0 / 0%	0 / 0%	0 / 0%	0 / 0%
-TC	0	0 / 0%	0 / 0%	0 / 0%	0 / 0%	0 / 0%	0 / 0%	0 / 0%
-I	0	0 / 0%	0 / 0%	0 / 0%	0 / 0%	0 / 0%	0 / 0%	0 / 0%
	0	0 / 0%	0 / 0%	0 / 0%	0 / 0%	0 / 0%	0 / 0%	0 / 0%

729 - UT SOUTHWESTERN MEDICAL CENTER - BUILDING CONSTRUCTION UNADJUSTED GOAL IS 21.1%

T	0	0 / 0%	0 / 0%	0 / 0%	0 / 0%	0 / 0%	0 / 0%	0 / 0%
N	\$15,909,626	\$350,913 / 2.21%	0 / 0%	\$284,621 / 1.79%	\$66,292 / 0.42%	0 / 0%	0 / 0%	0 / 0%
S	***	\$2,203,472 / 13.85%	\$434,375 / 2.73%	\$349,751 / 2.20%	\$1,076,008 / 6.76%	\$28,052 / 0.18%	\$315,286 / 1.98%	0 / 0%
-TC	0	0 / 0%	0 / 0%	0 / 0%	0 / 0%	0 / 0%	0 / 0%	0 / 0%
-I	0	0 / 0%	0 / 0%	0 / 0%	0 / 0%	0 / 0%	0 / 0%	0 / 0%
	\$15,909,626	\$2,554,385 / 16.06%	\$434,375 / 2.73%	\$634,373 / 3.99%	\$1,142,299 / 7.18%	\$28,052 / 0.18%	\$315,286 / 1.98%	0 / 0%

729 - UT SOUTHWESTERN MEDICAL CENTER - SPECIAL TRADE UNADJUSTED GOAL IS 32.9%

T	0	0 / 0%	0 / 0%	0 / 0%	0 / 0%	0 / 0%	0 / 0%	0 / 0%
N	\$134,162,675	\$8,575,450 / 6.39%	\$32,182 / 0.02%	\$5,483,324 / 4.09%	\$2,457,697 / 1.83%	\$63,033 / 0.05%	\$539,213 / 0.40%	0 / 0%
S	***	\$15,769,182 / 11.75%	\$3,324,655 / 2.48%	\$4,419,069 / 3.29%	\$7,953,039 / 5.93%	\$42,965 / 0.03%	\$29,453 / 0.02%	0 / 0%
-TC	0	0 / 0%	0 / 0%	0 / 0%	0 / 0%	0 / 0%	0 / 0%	0 / 0%
-I	0	0 / 0%	0 / 0%	0 / 0%	0 / 0%	0 / 0%	0 / 0%	0 / 0%
	\$134,162,675	\$24,344,632 / 18.15%	\$3,356,837 / 2.50%	\$9,902,394 / 7.38%	\$10,410,736 / 7.76%	\$105,998 / 0.08%	\$568,666 / 0.42%	0 / 0%

*** DOLLARS REPORTED BUT NOT SHOWN IN THESE COLUMNS. T=TREASURY, N=NON-TREASURY, S=SUBCONTRACTOR FUNDS & PROCUREMENT CARD HUB PURCHASES, TC=TERM CONTRACT, I= INTER GOVERNMENTAL



TEXAS HISTORICALLY UNDERUTILIZED BUSINESS (HUB) SEMI-ANNUAL REPORT RECEIVED FOR FISCAL YEAR 2024

SECTION VII - STATE AGENCY EXPENDITURE DATA

FUND TYPE	TOTAL EXPENDITURE	TOTAL SPENT WITH HUBS AMOUNT / %	BLACK AMOUNT / %	HISPANIC AMOUNT / %	WOMAN AMOUNT / %	ASIAN PACIFIC AMOUNT / %	NATIVE AMERICAN AMOUNT / %	SERVICE-DISABLED VETERAN AMOUNT / %
729 - UT SOUTHWESTERN MEDICAL CENTER - PROFESSIONAL SERVICES UNADJUSTED GOAL IS 23.7%								
T	0	0 / 0%	0 / 0%	0 / 0%	0 / 0%	0 / 0%	0 / 0%	0 / 0%
N	\$10,319,567	\$82,522 / 0.80%	\$73,588 / 0.71%	\$8,934 / 0.09%	0 / 0%	0 / 0%	0 / 0%	0 / 0%
S	***	\$925,270 / 17.83%	0 / 0%	\$190,787 / 3.68%	\$715,647 / 13.79%	0 / 0%	\$18,835 / 0.36%	0 / 0%
-TC	0	0 / 0%	0 / 0%	0 / 0%	0 / 0%	0 / 0%	0 / 0%	0 / 0%
-I	0	0 / 0%	0 / 0%	0 / 0%	0 / 0%	0 / 0%	0 / 0%	0 / 0%
	\$10,319,567	\$1,007,791 / 18.63%	\$73,588 / 0.71%	\$199,721 / 3.76%	\$715,647 / 13.79%	0 / 0%	\$18,835 / 0.36%	0 / 0%

729 - UT SOUTHWESTERN MEDICAL CENTER - OTHER SERVICES UNADJUSTED GOAL IS 26%								
T	\$-19,504	0 / 0%	0 / 0%	0 / 0%	0 / 0%	0 / 0%	0 / 0%	0 / 0%
N	\$155,382,165	\$11,485,997 / 7.39%	\$3,272,503 / 2.11%	\$4,247,967 / 2.73%	\$1,872,376 / 1.21%	\$2,007,476 / 1.29%	\$83,875 / 0.05%	\$1,800 / 0.00%
S	***	\$52,083 / 0.06%	\$153 / 0.00%	0 / 0%	\$51,930 / 0.06%	0 / 0%	0 / 0%	0 / 0%
-TC	0	0 / 0%	0 / 0%	0 / 0%	0 / 0%	0 / 0%	0 / 0%	0 / 0%
-I	0	0 / 0%	0 / 0%	0 / 0%	0 / 0%	0 / 0%	0 / 0%	0 / 0%
	\$155,362,661	\$11,538,080 / 7.46%	\$3,272,656 / 2.11%	\$4,247,967 / 2.73%	\$1,924,306 / 1.27%	\$2,007,476 / 1.29%	\$83,875 / 0.05%	\$1,800 / 0.00%

729 - UT SOUTHWESTERN MEDICAL CENTER - COMMODITY PURCHASING UNADJUSTED GOAL IS 21.1%								
T	\$-14,544	-\$48 / 0.33%	0 / 0%	-\$48 / 0.33%	0 / 0%	0 / 0%	0 / 0%	0 / 0%
N	\$608,693,439	\$20,123,728 / 3.31%	\$311,141 / 0.05%	\$12,960,508 / 2.13%	\$4,971,246 / 0.82%	\$1,880,832 / 0.31%	0 / 0%	0 / 0%
S	***	\$27,233 / 0.01%	0 / 0%	\$135 / 0.00%	\$27,003 / 0.00%	\$95 / 0.00%	0 / 0%	0 / 0%
-TC	0	0 / 0%	0 / 0%	0 / 0%	0 / 0%	0 / 0%	0 / 0%	0 / 0%
-I	0	0 / 0%	0 / 0%	0 / 0%	0 / 0%	0 / 0%	0 / 0%	0 / 0%
	\$608,678,895	\$20,150,913 / 3.64%	\$311,141 / 0.05%	\$12,960,596 / 2.46%	\$4,998,249 / 0.82%	\$1,880,926 / 0.31%	0 / 0%	0 / 0%

*** DOLLARS REPORTED BUT NOT SHOWN IN THESE COLUMNS. T=TREASURY, N=NON-TREASURY, S=SUBCONTRACTOR FUNDS & PROCUREMENT CARD HUB PURCHASES, TC=TERM CONTRACT, I= INTER GOVERNMENT



TEXAS HISTORICALLY UNDERUTILIZED BUSINESS (HUB) SEMI-ANNUAL REPORT RECEIVED FOR FISCAL YEAR 2024

SECTION VII - STATE AGENCY EXPENDITURE DATA

FUND TYPE	TOTAL EXPENDITURE	TOTAL SPENT WITH HUBS AMOUNT / %	BLACK AMOUNT / %	HISPANIC AMOUNT / %	WOMAN AMOUNT / %	ASIAN PACIFIC AMOUNT / %	NATIVE AMERICAN AMOUNT / %	SERVICE-DISABLED VETERAN AMOUNT / %
729 - UT SOUTHWESTERN MEDICAL CENTER - Statewide Grand Total Expenditures								
T	\$-34,049	-\$48 / 0.14%	0 / 0%	-\$48 / 0.14%	0 / 0%	0 / 0%	0 / 0%	0 / 0%
N	\$924,467,472	\$40,618,610 / 4.39%	\$3,689,414 / 0.40%	\$22,985,354 / 2.49%	\$9,367,612 / 1.01%	\$3,951,341 / 0.43%	\$623,088 / 0.07%	\$1,800 / 0.00%
S	***	\$18,977,239 / 2.43%	\$3,759,183 / 0.48%	\$4,959,744 / 0.64%	\$9,823,627 / 1.26%	\$71,111 / 0.01%	\$363,574 / 0.05%	0 / 0%
-TC	0	0 / 0%	0 / 0%	0 / 0%	0 / 0%	0 / 0%	0 / 0%	0 / 0%
-I	0	0 / 0%	0 / 0%	0 / 0%	0 / 0%	0 / 0%	0 / 0%	0 / 0%
	\$924,433,424	\$59,595,802 / 6.97%	\$7,448,598 / 0.88%	\$27,945,050 / 3.26%	\$19,191,239 / 2.27%	\$4,022,452 / 0.44%	\$986,663 / 0.11%	\$1,800 / 0.00%

*** DOLLARS REPORTED BUT NOT SHOWN IN THESE COLUMNS. T=TREASURY, N=NON-TREASURY, S=SUBCONTRACTOR FUNDS & PROCUREMENT CARD HUB PURCHASES, TC=TERM CONTRACT, I= INTER GOVERNMENTAL



TEXAS HISTORICALLY UNDERUTILIZED BUSINESS (HUB) SEMI-ANNUAL REPORT RECEIVED FOR FISCAL YEAR 2024

SECTION VII - STATE AGENCY EXPENDITURE DATA

FUND TYPE	TOTAL EXPENDITURE	TOTAL SPENT WITH HUBS AMOUNT / %	BLACK AMOUNT / %	HISPANIC AMOUNT / %	WOMAN AMOUNT / %	ASIAN PACIFIC AMOUNT / %	NATIVE AMERICAN AMOUNT / %	SERVICE-DISABLED VETERAN AMOUNT / %
730 - UNIVERSITY OF HOUSTON - HEAVY CONSTRUCTION UNADJUSTED GOAL IS 11.2%								
T	0	0 / 0%	0 / 0%	0 / 0%	0 / 0%	0 / 0%	0 / 0%	0 / 0%
N	0	0 / 0%	0 / 0%	0 / 0%	0 / 0%	0 / 0%	0 / 0%	0 / 0%
S	***	0 / 0%	0 / 0%	0 / 0%	0 / 0%	0 / 0%	0 / 0%	0 / 0%
-TC	0	0 / 0%	0 / 0%	0 / 0%	0 / 0%	0 / 0%	0 / 0%	0 / 0%
-I	0	0 / 0%	0 / 0%	0 / 0%	0 / 0%	0 / 0%	0 / 0%	0 / 0%
	0	0 / 0%	0 / 0%	0 / 0%	0 / 0%	0 / 0%	0 / 0%	0 / 0%

730 - UNIVERSITY OF HOUSTON - BUILDING CONSTRUCTION UNADJUSTED GOAL IS 21.1%								
T	\$2,994,671	\$711,455 / 23.76%	\$31,474 / 1.05%	\$206,211 / 6.89%	\$411,414 / 13.74%	\$62,356 / 2.08%	0 / 0%	0 / 0%
N	\$43,335,929	\$556,313 / 1.28%	\$62,947 / 0.15%	\$309,983 / 0.72%	\$101,390 / 0.23%	\$81,992 / 0.19%	0 / 0%	0 / 0%
S	***	\$1,255,014 / 2.71%	\$300,000 / 0.65%	\$439,482 / 0.95%	\$349,569 / 0.75%	\$165,963 / 0.36%	0 / 0%	0 / 0%
-TC	0	0 / 0%	0 / 0%	0 / 0%	0 / 0%	0 / 0%	0 / 0%	0 / 0%
-I	0	0 / 0%	0 / 0%	0 / 0%	0 / 0%	0 / 0%	0 / 0%	0 / 0%
	\$46,330,600	\$2,522,781 / 27.75%	\$394,421 / 1.84%	\$955,676 / 8.55%	\$862,373 / 14.73%	\$310,311 / 2.63%	0 / 0%	0 / 0%

730 - UNIVERSITY OF HOUSTON - SPECIAL TRADE UNADJUSTED GOAL IS 32.9%								
T	\$3,257,888	\$1,087,713 / 33.39%	\$114,753 / 3.52%	\$388,316 / 11.92%	\$375,522 / 11.53%	\$209,122 / 6.42%	0 / 0%	0 / 0%
N	\$12,995,808	\$2,897,331 / 22.29%	\$229,507 / 1.77%	\$890,743 / 6.85%	\$1,222,187 / 9.40%	\$539,539 / 4.15%	0 / 0%	\$15,354 / 0.12%
S	***	\$7,515 / 0.06%	0 / 0%	\$7,515 / 0.06%	0 / 0%	0 / 0%	0 / 0%	0 / 0%
-TC	0	0 / 0%	0 / 0%	0 / 0%	0 / 0%	0 / 0%	0 / 0%	0 / 0%
-I	0	0 / 0%	0 / 0%	0 / 0%	0 / 0%	0 / 0%	0 / 0%	0 / 0%
	\$16,253,695	\$3,992,559 / 55.74%	\$344,260 / 5.29%	\$1,286,574 / 18.84%	\$1,597,709 / 20.93%	\$748,662 / 10.57%	0 / 0%	\$15,354 / 0.12%

*** DOLLARS REPORTED BUT NOT SHOWN IN THESE COLUMNS. T=TREASURY, N=NON-TREASURY, S=SUBCONTRACTOR FUNDS & PROCUREMENT CARD HUB PURCHASES, TC=TERM CONTRACT, I= INTER GOVERNMENTAL



TEXAS HISTORICALLY UNDERUTILIZED BUSINESS (HUB) SEMI-ANNUAL REPORT RECEIVED FOR FISCAL YEAR 2024

SECTION VII - STATE AGENCY EXPENDITURE DATA

FUND TYPE	TOTAL EXPENDITURE	TOTAL SPENT WITH HUBS AMOUNT / %	BLACK AMOUNT / %	HISPANIC AMOUNT / %	WOMAN AMOUNT / %	ASIAN PACIFIC AMOUNT / %	NATIVE AMERICAN AMOUNT / %	SERVICE-DISABLED VETERAN AMOUNT / %
730 - UNIVERSITY OF HOUSTON - PROFESSIONAL SERVICES UNADJUSTED GOAL IS 23.7%								
T	\$206,679	\$326 / 0.16%	0 / 0%	0 / 0%	\$326 / 0.16%	0 / 0%	0 / 0%	0 / 0%
N	\$1,051,836	\$2,032 / 0.19%	0 / 0%	0 / 0%	\$326 / 0.03%	\$1,705 / 0.16%	0 / 0%	0 / 0%
S	***	\$95,465 / 10.19%	0 / 0%	\$59,623 / 6.37%	\$35,842 / 3.83%	0 / 0%	0 / 0%	0 / 0%
-TC	0	0 / 0%	0 / 0%	0 / 0%	0 / 0%	0 / 0%	0 / 0%	0 / 0%
-I	0	0 / 0%	0 / 0%	0 / 0%	0 / 0%	0 / 0%	0 / 0%	0 / 0%
	\$1,258,515	\$97,823 / 10.54%	0 / 0%	\$59,623 / 6.37%	\$36,495 / 4.02%	\$1,705 / 0.16%	0 / 0%	0 / 0%
730 - UNIVERSITY OF HOUSTON - OTHER SERVICES UNADJUSTED GOAL IS 26%								
T	\$3,245,711	\$1,014,413 / 31.25%	\$6,109 / 0.19%	\$489,728 / 15.09%	\$518,576 / 15.98%	0 / 0%	0 / 0%	0 / 0%
N	\$45,105,635	\$5,259,509 / 11.66%	\$207,666 / 0.46%	\$999,483 / 2.22%	\$3,460,625 / 7.67%	\$259,693 / 0.58%	\$27,784 / 0.06%	\$304,258 / 0.67%
S	***	\$25,249 / 0.10%	\$21,555 / 0.09%	\$585 / 0.00%	\$2,178 / 0.01%	\$931 / 0.00%	0 / 0%	0 / 0%
-TC	0	0 / 0%	0 / 0%	0 / 0%	0 / 0%	0 / 0%	0 / 0%	0 / 0%
-I	0	0 / 0%	0 / 0%	0 / 0%	0 / 0%	0 / 0%	0 / 0%	0 / 0%
	\$48,351,347	\$6,299,171 / 43.02%	\$235,330 / 0.74%	\$1,489,796 / 17.31%	\$3,981,379 / 23.66%	\$260,624 / 0.58%	\$27,784 / 0.06%	\$304,258 / 0.67%
730 - UNIVERSITY OF HOUSTON - COMMODITY PURCHASING UNADJUSTED GOAL IS 21.1%								
T	\$7,559,544	\$2,022,548 / 26.75%	\$58,913 / 0.78%	\$711,498 / 9.41%	\$1,198,476 / 15.85%	\$53,660 / 0.71%	0 / 0%	0 / 0%
N	\$39,638,997	\$7,708,688 / 19.45%	\$2,700,138 / 6.81%	\$1,676,598 / 4.23%	\$2,783,290 / 7.02%	\$359,738 / 0.91%	0 / 0%	\$188,925 / 0.48%
S	***	\$996,941 / 3.22%	\$48,303 / 0.16%	\$797,503 / 2.58%	\$89,070 / 0.29%	\$62,064 / 0.20%	0 / 0%	0 / 0%
-TC	0	0 / 0%	0 / 0%	0 / 0%	0 / 0%	0 / 0%	0 / 0%	0 / 0%
-I	0	0 / 0%	0 / 0%	0 / 0%	0 / 0%	0 / 0%	0 / 0%	0 / 0%
	\$47,198,541	\$10,728,177 / 49.43%	\$2,807,354 / 7.75%	\$3,185,599 / 16.22%	\$4,070,836 / 23.16%	\$475,462 / 1.82%	0 / 0%	\$188,925 / 0.48%

*** DOLLARS REPORTED BUT NOT SHOWN IN THESE COLUMNS. T=TREASURY, N=NON-TREASURY, S=SUBCONTRACTOR FUNDS & PROCUREMENT CARD HUB PURCHASES, TC=TERM CONTRACT, I= INTER GOVERNMENTAL



TEXAS HISTORICALLY UNDERUTILIZED BUSINESS (HUB) SEMI-ANNUAL REPORT RECEIVED FOR FISCAL YEAR 2024

SECTION VII - STATE AGENCY EXPENDITURE DATA

FUND TYPE	TOTAL EXPENDITURE	TOTAL SPENT WITH HUBS AMOUNT / %	BLACK AMOUNT / %	HISPANIC AMOUNT / %	WOMAN AMOUNT / %	ASIAN PACIFIC AMOUNT / %	NATIVE AMERICAN AMOUNT / %	SERVICE-DISABLED VETERAN AMOUNT / %
730 - UNIVERSITY OF HOUSTON - Statewide Grand Total Expenditures								
T	\$17,264,493	\$4,836,455 / 28.01%	\$211,249 / 1.22%	\$1,795,754 / 10.40%	\$2,504,314 / 14.51%	\$325,139 / 1.88%	0 / 0%	0 / 0%
N	\$142,128,205	\$16,423,871 / 11.56%	\$3,200,258 / 2.25%	\$3,876,806 / 2.73%	\$7,567,819 / 5.32%	\$1,242,667 / 0.87%	\$27,784 / 0.02%	\$508,537 / 0.36%
S	***	\$2,380,184 / 2.08%	\$369,858 / 0.32%	\$1,304,708 / 1.14%	\$476,659 / 0.42%	\$228,958 / 0.20%	0 / 0%	0 / 0%
-TC	0	0 / 0%	0 / 0%	0 / 0%	0 / 0%	0 / 0%	0 / 0%	0 / 0%
-I	0	0 / 0%	0 / 0%	0 / 0%	0 / 0%	0 / 0%	0 / 0%	0 / 0%
	\$159,392,699	\$23,640,509 / 41.65%	\$3,781,365 / 3.80%	\$6,977,268 / 14.27%	\$10,548,792 / 20.25%	\$1,796,764 / 2.96%	\$27,784 / 0.02%	\$508,537 / 0.36%

*** DOLLARS REPORTED BUT NOT SHOWN IN THESE COLUMNS. T=TREASURY, N=NON-TREASURY, S=SUBCONTRACTOR FUNDS & PROCUREMENT CARD HUB PURCHASES, TC=TERM CONTRACT, I= INTER GOVERNMENTAL



TEXAS HISTORICALLY UNDERUTILIZED BUSINESS (HUB) SEMI-ANNUAL REPORT RECEIVED FOR FISCAL YEAR 2024

SECTION VII - STATE AGENCY EXPENDITURE DATA

FUND TYPE	TOTAL EXPENDITURE	TOTAL SPENT WITH HUBS AMOUNT / %	BLACK AMOUNT / %	HISPANIC AMOUNT / %	WOMAN AMOUNT / %	ASIAN PACIFIC AMOUNT / %	NATIVE AMERICAN AMOUNT / %	SERVICE-DISABLED VETERAN AMOUNT / %
731 - TEXAS WOMAN'S UNIVERSITY - HEAVY CONSTRUCTION UNADJUSTED GOAL IS 11.2%								
T	0	0 / 0%	0 / 0%	0 / 0%	0 / 0%	0 / 0%	0 / 0%	0 / 0%
N	\$99,739	\$76,128 / 76.33%	0 / 0%	\$76,128 / 76.33%	0 / 0%	0 / 0%	0 / 0%	0 / 0%
S	***	0 / 0%	0 / 0%	0 / 0%	0 / 0%	0 / 0%	0 / 0%	0 / 0%
-TC	0	0 / 0%	0 / 0%	0 / 0%	0 / 0%	0 / 0%	0 / 0%	0 / 0%
-I	0	0 / 0%	0 / 0%	0 / 0%	0 / 0%	0 / 0%	0 / 0%	0 / 0%
	\$99,739	\$76,128 / 76.33%	0 / 0%	\$76,128 / 76.33%	0 / 0%	0 / 0%	0 / 0%	0 / 0%

731 - TEXAS WOMAN'S UNIVERSITY - BUILDING CONSTRUCTION UNADJUSTED GOAL IS 21.1%								
T	0	0 / 0%	0 / 0%	0 / 0%	0 / 0%	0 / 0%	0 / 0%	0 / 0%
N	\$13,299,702	\$1,803,627 / 13.56%	\$300 / 0.00%	\$12,640 / 0.10%	\$1,712,037 / 12.87%	\$78,650 / 0.59%	0 / 0%	0 / 0%
S	***	\$805,785 / 6.06%	0 / 0%	\$592,308 / 4.45%	\$125,396 / 0.94%	\$88,081 / 0.66%	0 / 0%	0 / 0%
-TC	0	0 / 0%	0 / 0%	0 / 0%	0 / 0%	0 / 0%	0 / 0%	0 / 0%
-I	0	0 / 0%	0 / 0%	0 / 0%	0 / 0%	0 / 0%	0 / 0%	0 / 0%
	\$13,299,702	\$2,609,412 / 19.62%	\$300 / 0.00%	\$604,948 / 4.55%	\$1,837,433 / 13.82%	\$166,731 / 1.25%	0 / 0%	0 / 0%

731 - TEXAS WOMAN'S UNIVERSITY - SPECIAL TRADE UNADJUSTED GOAL IS 32.9%								
T	0	0 / 0%	0 / 0%	0 / 0%	0 / 0%	0 / 0%	0 / 0%	0 / 0%
N	\$2,539,275	\$742,783 / 29.25%	0 / 0%	\$50,769 / 2.00%	\$692,013 / 27.25%	0 / 0%	0 / 0%	0 / 0%
S	***	\$3,601 / 0.15%	0 / 0%	0 / 0%	\$3,601 / 0.15%	0 / 0%	0 / 0%	0 / 0%
-TC	0	0 / 0%	0 / 0%	0 / 0%	0 / 0%	0 / 0%	0 / 0%	0 / 0%
-I	0	0 / 0%	0 / 0%	0 / 0%	0 / 0%	0 / 0%	0 / 0%	0 / 0%
	\$2,539,275	\$746,383 / 29.40%	0 / 0%	\$50,769 / 2.00%	\$695,614 / 27.40%	0 / 0%	0 / 0%	0 / 0%

*** DOLLARS REPORTED BUT NOT SHOWN IN THESE COLUMNS. T=TREASURY, N=NON-TREASURY, S=SUBCONTRACTOR FUNDS & PROCUREMENT CARD HUB PURCHASES, TC=TERM CONTRACT, I= INTER GOVERNMENTAL



TEXAS HISTORICALLY UNDERUTILIZED BUSINESS (HUB) SEMI-ANNUAL REPORT RECEIVED FOR FISCAL YEAR 2024

SECTION VII - STATE AGENCY EXPENDITURE DATA

FUND TYPE	TOTAL EXPENDITURE	TOTAL SPENT WITH HUBS AMOUNT / %	BLACK AMOUNT / %	HISPANIC AMOUNT / %	WOMAN AMOUNT / %	ASIAN PACIFIC AMOUNT / %	NATIVE AMERICAN AMOUNT / %	SERVICE-DISABLED VETERAN AMOUNT / %
731 - TEXAS WOMAN'S UNIVERSITY - PROFESSIONAL SERVICES UNADJUSTED GOAL IS 23.7%								
T	0	0 / 0%	0 / 0%	0 / 0%	0 / 0%	0 / 0%	0 / 0%	0 / 0%
N	\$271,497	\$15,443 / 5.69%	0 / 0%	0 / 0%	\$15,443 / 5.69%	0 / 0%	0 / 0%	0 / 0%
S	***	0 / 0%	0 / 0%	0 / 0%	0 / 0%	0 / 0%	0 / 0%	0 / 0%
-TC	0	0 / 0%	0 / 0%	0 / 0%	0 / 0%	0 / 0%	0 / 0%	0 / 0%
-I	0	0 / 0%	0 / 0%	0 / 0%	0 / 0%	0 / 0%	0 / 0%	0 / 0%
	\$271,497	\$15,443 / 5.69%	0 / 0%	0 / 0%	\$15,443 / 5.69%	0 / 0%	0 / 0%	0 / 0%

731 - TEXAS WOMAN'S UNIVERSITY - OTHER SERVICES UNADJUSTED GOAL IS 26%								
T	0	0 / 0%	0 / 0%	0 / 0%	0 / 0%	0 / 0%	0 / 0%	0 / 0%
N	\$16,044,758	\$1,295,371 / 8.07%	\$32,414 / 0.20%	\$39,865 / 0.25%	\$175,101 / 1.09%	\$1,047,992 / 6.53%	0 / 0%	0 / 0%
S	***	\$9,731 / 0.19%	\$130 / 0.00%	0 / 0%	\$5,014 / 0.10%	\$4,587 / 0.09%	0 / 0%	0 / 0%
-TC	0	0 / 0%	0 / 0%	0 / 0%	0 / 0%	0 / 0%	0 / 0%	0 / 0%
-I	0	0 / 0%	0 / 0%	0 / 0%	0 / 0%	0 / 0%	0 / 0%	0 / 0%
	\$16,044,758	\$1,305,103 / 8.27%	\$32,544 / 0.20%	\$39,865 / 0.25%	\$180,115 / 1.19%	\$1,052,579 / 6.62%	0 / 0%	0 / 0%

731 - TEXAS WOMAN'S UNIVERSITY - COMMODITY PURCHASING UNADJUSTED GOAL IS 21.1%								
T	0	0 / 0%	0 / 0%	0 / 0%	0 / 0%	0 / 0%	0 / 0%	0 / 0%
N	\$10,095,637	\$1,154,605 / 11.44%	\$138,936 / 1.38%	\$137,151 / 1.36%	\$533,020 / 5.28%	\$345,497 / 3.42%	0 / 0%	0 / 0%
S	***	\$21,268 / 0.24%	\$18,251 / 0.21%	0 / 0%	\$3,017 / 0.03%	0 / 0%	0 / 0%	0 / 0%
-TC	0	0 / 0%	0 / 0%	0 / 0%	0 / 0%	0 / 0%	0 / 0%	0 / 0%
-I	0	0 / 0%	0 / 0%	0 / 0%	0 / 0%	0 / 0%	0 / 0%	0 / 0%
	\$10,095,637	\$1,175,873 / 11.68%	\$157,187 / 1.59%	\$137,151 / 1.36%	\$536,037 / 5.31%	\$345,497 / 3.42%	0 / 0%	0 / 0%

*** DOLLARS REPORTED BUT NOT SHOWN IN THESE COLUMNS. T=TREASURY, N=NON-TREASURY, S=SUBCONTRACTOR FUNDS & PROCUREMENT CARD HUB PURCHASES, TC=TERM CONTRACT, I= INTER GOVERNMENTAL



TEXAS HISTORICALLY UNDERUTILIZED BUSINESS (HUB) SEMI-ANNUAL REPORT RECEIVED FOR FISCAL YEAR 2024

SECTION VII - STATE AGENCY EXPENDITURE DATA

FUND TYPE	TOTAL EXPENDITURE	TOTAL SPENT WITH HUBS AMOUNT / %	BLACK AMOUNT / %	HISPANIC AMOUNT / %	WOMAN AMOUNT / %	ASIAN PACIFIC AMOUNT / %	NATIVE AMERICAN AMOUNT / %	SERVICE-DISABLED VETERAN AMOUNT / %
731 - TEXAS WOMAN'S UNIVERSITY - Statewide Grand Total Expenditures								
T	0	0 / 0%	0 / 0%	0 / 0%	0 / 0%	0 / 0%	0 / 0%	0 / 0%
N	\$42,350,609	\$5,087,957 / 12.01%	\$171,650 / 0.41%	\$316,554 / 0.75%	\$3,127,614 / 7.39%	\$1,472,139 / 3.48%	0 / 0%	0 / 0%
S	***	\$840,385 / 2.84%	\$18,381 / 0.06%	\$592,308 / 2.00%	\$137,028 / 0.46%	\$92,668 / 0.31%	0 / 0%	0 / 0%
-TC	0	0 / 0%	0 / 0%	0 / 0%	0 / 0%	0 / 0%	0 / 0%	0 / 0%
-I	0	0 / 0%	0 / 0%	0 / 0%	0 / 0%	0 / 0%	0 / 0%	0 / 0%
	\$42,350,609	\$5,928,342 / 14.85%	\$190,031 / 0.47%	\$908,861 / 2.75%	\$3,264,643 / 7.85%	\$1,564,807 / 3.79%	0 / 0%	0 / 0%

*** DOLLARS REPORTED BUT NOT SHOWN IN THESE COLUMNS. T=TREASURY, N=NON-TREASURY, S=SUBCONTRACTOR FUNDS & PROCUREMENT CARD HUB PURCHASES, TC=TERM CONTRACT, I= INTER GOVERNMENTAL



TEXAS HISTORICALLY UNDERUTILIZED BUSINESS (HUB) SEMI-ANNUAL REPORT RECEIVED FOR FISCAL YEAR 2024

SECTION VII - STATE AGENCY EXPENDITURE DATA

FUND TYPE	TOTAL EXPENDITURE	TOTAL SPENT WITH HUBS AMOUNT / %	BLACK AMOUNT / %	HISPANIC AMOUNT / %	WOMAN AMOUNT / %	ASIAN PACIFIC AMOUNT / %	NATIVE AMERICAN AMOUNT / %	SERVICE-DISABLED VETERAN AMOUNT / %
732 - TEXAS A & M UNIVERSITY - KINGSVILLE - HEAVY CONSTRUCTION UNADJUSTED GOAL IS 11.2%								
T	0	0 / 0%	0 / 0%	0 / 0%	0 / 0%	0 / 0%	0 / 0%	0 / 0%
N	0	0 / 0%	0 / 0%	0 / 0%	0 / 0%	0 / 0%	0 / 0%	0 / 0%
S	***	0 / 0%	0 / 0%	0 / 0%	0 / 0%	0 / 0%	0 / 0%	0 / 0%
-TC	0	0 / 0%	0 / 0%	0 / 0%	0 / 0%	0 / 0%	0 / 0%	0 / 0%
-I	0	0 / 0%	0 / 0%	0 / 0%	0 / 0%	0 / 0%	0 / 0%	0 / 0%
	0	0 / 0%	0 / 0%	0 / 0%	0 / 0%	0 / 0%	0 / 0%	0 / 0%

732 - TEXAS A & M UNIVERSITY - KINGSVILLE - BUILDING CONSTRUCTION UNADJUSTED GOAL IS 21.1%								
T	0	0 / 0%	0 / 0%	0 / 0%	0 / 0%	0 / 0%	0 / 0%	0 / 0%
N	\$4,046,333	\$2,468,205 / 61.00%	0 / 0%	\$2,038,192 / 50.37%	\$430,013 / 10.63%	0 / 0%	0 / 0%	0 / 0%
S	***	0 / 0%	0 / 0%	0 / 0%	0 / 0%	0 / 0%	0 / 0%	0 / 0%
-TC	0	0 / 0%	0 / 0%	0 / 0%	0 / 0%	0 / 0%	0 / 0%	0 / 0%
-I	0	0 / 0%	0 / 0%	0 / 0%	0 / 0%	0 / 0%	0 / 0%	0 / 0%
	\$4,046,333	\$2,468,205 / 61.00%	0 / 0%	\$2,038,192 / 50.37%	\$430,013 / 10.63%	0 / 0%	0 / 0%	0 / 0%

732 - TEXAS A & M UNIVERSITY - KINGSVILLE - SPECIAL TRADE UNADJUSTED GOAL IS 32.9%								
T	0	0 / 0%	0 / 0%	0 / 0%	0 / 0%	0 / 0%	0 / 0%	0 / 0%
N	\$888,723	\$591,811 / 66.59%	0 / 0%	\$506,757 / 57.02%	\$85,054 / 9.57%	0 / 0%	0 / 0%	0 / 0%
S	***	0 / 0%	0 / 0%	0 / 0%	0 / 0%	0 / 0%	0 / 0%	0 / 0%
-TC	0	0 / 0%	0 / 0%	0 / 0%	0 / 0%	0 / 0%	0 / 0%	0 / 0%
-I	0	0 / 0%	0 / 0%	0 / 0%	0 / 0%	0 / 0%	0 / 0%	0 / 0%
	\$888,723	\$591,811 / 66.59%	0 / 0%	\$506,757 / 57.02%	\$85,054 / 9.57%	0 / 0%	0 / 0%	0 / 0%

*** DOLLARS REPORTED BUT NOT SHOWN IN THESE COLUMNS. T=TREASURY, N=NON-TREASURY, S=SUBCONTRACTOR FUNDS & PROCUREMENT CARD HUB PURCHASES, TC=TERM CONTRACT, I= INTER GOVERNMENTAL



TEXAS HISTORICALLY UNDERUTILIZED BUSINESS (HUB) SEMI-ANNUAL REPORT RECEIVED FOR FISCAL YEAR 2024

SECTION VII - STATE AGENCY EXPENDITURE DATA

FUND TYPE	TOTAL EXPENDITURE	TOTAL SPENT WITH HUBS AMOUNT / %	BLACK AMOUNT / %	HISPANIC AMOUNT / %	WOMAN AMOUNT / %	ASIAN PACIFIC AMOUNT / %	NATIVE AMERICAN AMOUNT / %	SERVICE-DISABLED VETERAN AMOUNT / %
732 - TEXAS A & M UNIVERSITY - KINGSVILLE - PROFESSIONAL SERVICES UNADJUSTED GOAL IS 23.7%								
T	0	0 / 0%	0 / 0%	0 / 0%	0 / 0%	0 / 0%	0 / 0%	0 / 0%
N	\$605,332	\$49,810 / 8.23%	0 / 0%	\$49,810 / 8.23%	0 / 0%	0 / 0%	0 / 0%	0 / 0%
S	***	0 / 0%	0 / 0%	0 / 0%	0 / 0%	0 / 0%	0 / 0%	0 / 0%
-TC	0	0 / 0%	0 / 0%	0 / 0%	0 / 0%	0 / 0%	0 / 0%	0 / 0%
-I	0	0 / 0%	0 / 0%	0 / 0%	0 / 0%	0 / 0%	0 / 0%	0 / 0%
	\$605,332	\$49,810 / 8.23%	0 / 0%	\$49,810 / 8.23%	0 / 0%	0 / 0%	0 / 0%	0 / 0%

732 - TEXAS A & M UNIVERSITY - KINGSVILLE - OTHER SERVICES UNADJUSTED GOAL IS 26%								
T	0	0 / 0%	0 / 0%	0 / 0%	0 / 0%	0 / 0%	0 / 0%	0 / 0%
N	\$13,455,188	\$835,586 / 6.21%	\$9,359 / 0.07%	\$707,600 / 5.26%	\$96,439 / 0.72%	\$22,188 / 0.16%	0 / 0%	0 / 0%
S	***	\$537,067 / 4.55%	\$1,764 / 0.01%	\$502,287 / 4.26%	\$13,615 / 0.12%	\$19,400 / 0.16%	0 / 0%	0 / 0%
-TC	0	0 / 0%	0 / 0%	0 / 0%	0 / 0%	0 / 0%	0 / 0%	0 / 0%
-I	0	0 / 0%	0 / 0%	0 / 0%	0 / 0%	0 / 0%	0 / 0%	0 / 0%
	\$13,455,188	\$1,372,653 / 10.76%	\$11,123 / 0.08%	\$1,209,888 / 9.52%	\$110,054 / 0.83%	\$41,588 / 0.33%	0 / 0%	0 / 0%

732 - TEXAS A & M UNIVERSITY - KINGSVILLE - COMMODITY PURCHASING UNADJUSTED GOAL IS 21.1%								
T	\$-1,116	0 / 0%	0 / 0%	0 / 0%	0 / 0%	0 / 0%	0 / 0%	0 / 0%
N	\$8,188,037	\$2,409,000 / 29.42%	\$556,477 / 6.80%	\$762,998 / 9.32%	\$920,004 / 11.24%	\$168,956 / 2.06%	\$565 / 0.01%	0 / 0%
S	***	\$43,271 / 1.64%	\$19,569 / 0.74%	\$16,301 / 0.62%	\$7,401 / 0.28%	0 / 0%	0 / 0%	0 / 0%
-TC	0	0 / 0%	0 / 0%	0 / 0%	0 / 0%	0 / 0%	0 / 0%	0 / 0%
-I	0	0 / 0%	0 / 0%	0 / 0%	0 / 0%	0 / 0%	0 / 0%	0 / 0%
	\$8,186,922	\$2,452,271 / 31.06%	\$576,046 / 7.54%	\$779,299 / 9.94%	\$927,405 / 11.52%	\$168,956 / 2.06%	\$565 / 0.01%	0 / 0%

*** DOLLARS REPORTED BUT NOT SHOWN IN THESE COLUMNS. T=TREASURY, N=NON-TREASURY, S=SUBCONTRACTOR FUNDS & PROCUREMENT CARD HUB PURCHASES, TC=TERM CONTRACT, I= INTER GOVERNMENTAL



TEXAS HISTORICALLY UNDERUTILIZED BUSINESS (HUB) SEMI-ANNUAL REPORT RECEIVED FOR FISCAL YEAR 2024

SECTION VII - STATE AGENCY EXPENDITURE DATA

FUND TYPE	TOTAL EXPENDITURE	TOTAL SPENT WITH HUBS AMOUNT / %	BLACK AMOUNT / %	HISPANIC AMOUNT / %	WOMAN AMOUNT / %	ASIAN PACIFIC AMOUNT / %	NATIVE AMERICAN AMOUNT / %	SERVICE-DISABLED VETERAN AMOUNT / %
732 - TEXAS A & M UNIVERSITY - KINGSVILLE - Statewide Grand Total Expenditures								
T	\$-1,116	0 / 0%	0 / 0%	0 / 0%	0 / 0%	0 / 0%	0 / 0%	0 / 0%
N	\$27,183,613	\$6,354,412 / 23.38%	\$565,836 / 2.08%	\$4,065,357 / 14.96%	\$1,531,509 / 5.63%	\$191,145 / 0.70%	\$565 / 0.00%	0 / 0%
S	***	\$580,337 / 4.02%	\$21,333 / 0.15%	\$518,588 / 3.59%	\$21,016 / 0.15%	\$19,400 / 0.13%	0 / 0%	0 / 0%
-TC	0	0 / 0%	0 / 0%	0 / 0%	0 / 0%	0 / 0%	0 / 0%	0 / 0%
-I	0	0 / 0%	0 / 0%	0 / 0%	0 / 0%	0 / 0%	0 / 0%	0 / 0%
	\$27,182,497	\$6,934,749 / 27.39%	\$587,169 / 2.23%	\$4,583,945 / 18.55%	\$1,552,526 / 5.78%	\$210,545 / 0.84%	\$565 / 0.00%	0 / 0%

*** DOLLARS REPORTED BUT NOT SHOWN IN THESE COLUMNS. T=TREASURY, N=NON-TREASURY, S=SUBCONTRACTOR FUNDS & PROCUREMENT CARD HUB PURCHASES, TC=TERM CONTRACT, I= INTER GOVERNMENTAL



TEXAS HISTORICALLY UNDERUTILIZED BUSINESS (HUB) SEMI-ANNUAL REPORT RECEIVED FOR FISCAL YEAR 2024

SECTION VII - STATE AGENCY EXPENDITURE DATA

FUND TYPE	TOTAL EXPENDITURE	TOTAL SPENT WITH HUBS AMOUNT / %	BLACK AMOUNT / %	HISPANIC AMOUNT / %	WOMAN AMOUNT / %	ASIAN PACIFIC AMOUNT / %	NATIVE AMERICAN AMOUNT / %	SERVICE-DISABLED VETERAN AMOUNT / %
733 - TEXAS TECH UNIVERSITY - HEAVY CONSTRUCTION UNADJUSTED GOAL IS 11.2%								
T	\$-161,111	\$88,036 / -54.64%	0 / 0%	0 / 0%	\$88,036 / -54.64%	0 / 0%	0 / 0%	0 / 0%
N	\$480,762	\$339,681 / 70.65%	0 / 0%	\$231,340 / 48.12%	\$108,341 / 22.54%	0 / 0%	0 / 0%	0 / 0%
S	***	0 / 0%	0 / 0%	0 / 0%	0 / 0%	0 / 0%	0 / 0%	0 / 0%
-TC	0	0 / 0%	0 / 0%	0 / 0%	0 / 0%	0 / 0%	0 / 0%	0 / 0%
-I	0	0 / 0%	0 / 0%	0 / 0%	0 / 0%	0 / 0%	0 / 0%	0 / 0%
	\$319,651	\$427,718 / 16.01%	0 / 0%	\$231,340 / 48.12%	\$196,377 / -32.11%	0 / 0%	0 / 0%	0 / 0%

733 - TEXAS TECH UNIVERSITY - BUILDING CONSTRUCTION UNADJUSTED GOAL IS 21.1%								
T	\$938,324	\$163,081 / 17.38%	0 / 0%	\$159,946 / 17.05%	\$3,135 / 0.33%	0 / 0%	0 / 0%	0 / 0%
N	\$21,978,942	\$396,588 / 1.80%	0 / 0%	\$356,366 / 1.62%	\$40,222 / 0.18%	0 / 0%	0 / 0%	0 / 0%
S	***	\$1,423,253 / 6.94%	\$53,103 / 0.26%	\$724,165 / 3.53%	\$645,985 / 3.15%	0 / 0%	0 / 0%	0 / 0%
-TC	0	0 / 0%	0 / 0%	0 / 0%	0 / 0%	0 / 0%	0 / 0%	0 / 0%
-I	0	0 / 0%	0 / 0%	0 / 0%	0 / 0%	0 / 0%	0 / 0%	0 / 0%
	\$22,917,265	\$1,982,923 / 26.13%	\$53,103 / 0.26%	\$1,240,478 / 22.20%	\$689,342 / 3.67%	0 / 0%	0 / 0%	0 / 0%

733 - TEXAS TECH UNIVERSITY - SPECIAL TRADE UNADJUSTED GOAL IS 32.9%								
T	\$8,033,393	\$3,081,210 / 38.36%	\$57,200 / 0.71%	\$557,853 / 6.94%	\$2,457,640 / 30.59%	0 / 0%	\$8,517 / 0.11%	0 / 0%
N	\$15,465,043	\$3,531,303 / 22.83%	\$17,602 / 0.11%	\$404,682 / 2.62%	\$2,980,207 / 19.27%	0 / 0%	\$128,812 / 0.83%	0 / 0%
S	***	\$799,872 / 3.69%	0 / 0%	\$126,213 / 0.58%	\$673,658 / 3.10%	0 / 0%	0 / 0%	0 / 0%
-TC	0	0 / 0%	0 / 0%	0 / 0%	0 / 0%	0 / 0%	0 / 0%	0 / 0%
-I	0	0 / 0%	0 / 0%	0 / 0%	0 / 0%	0 / 0%	0 / 0%	0 / 0%
	\$23,498,435	\$7,412,385 / 64.87%	\$74,802 / 0.83%	\$1,088,748 / 10.14%	\$6,111,505 / 52.97%	0 / 0%	\$137,330 / 0.94%	0 / 0%

*** DOLLARS REPORTED BUT NOT SHOWN IN THESE COLUMNS. T=TREASURY, N=NON-TREASURY, S=SUBCONTRACTOR FUNDS & PROCUREMENT CARD HUB PURCHASES, TC=TERM CONTRACT, I= INTER GOVERNMENTAL



TEXAS HISTORICALLY UNDERUTILIZED BUSINESS (HUB) SEMI-ANNUAL REPORT RECEIVED FOR FISCAL YEAR 2024

SECTION VII - STATE AGENCY EXPENDITURE DATA

FUND TYPE	TOTAL EXPENDITURE	TOTAL SPENT WITH HUBS AMOUNT / %	BLACK AMOUNT / %	HISPANIC AMOUNT / %	WOMAN AMOUNT / %	ASIAN PACIFIC AMOUNT / %	NATIVE AMERICAN AMOUNT / %	SERVICE-DISABLED VETERAN AMOUNT / %
733 - TEXAS TECH UNIVERSITY - PROFESSIONAL SERVICES UNADJUSTED GOAL IS 23.7%								
T	\$36,097	0 / 0%	0 / 0%	0 / 0%	0 / 0%	0 / 0%	0 / 0%	0 / 0%
N	\$467,224	\$1,800 / 0.39%	0 / 0%	0 / 0%	\$1,800 / 0.39%	0 / 0%	0 / 0%	0 / 0%
S	***	0 / 0%	0 / 0%	0 / 0%	0 / 0%	0 / 0%	0 / 0%	0 / 0%
-TC	0	0 / 0%	0 / 0%	0 / 0%	0 / 0%	0 / 0%	0 / 0%	0 / 0%
-I	0	0 / 0%	0 / 0%	0 / 0%	0 / 0%	0 / 0%	0 / 0%	0 / 0%
	\$503,322	\$1,800 / 0.39%	0 / 0%	0 / 0%	\$1,800 / 0.39%	0 / 0%	0 / 0%	0 / 0%
733 - TEXAS TECH UNIVERSITY - OTHER SERVICES UNADJUSTED GOAL IS 26%								
T	\$680,176	\$19,421 / 2.86%	\$13,652 / 2.01%	\$534 / 0.08%	\$5,235 / 0.77%	0 / 0%	0 / 0%	0 / 0%
N	\$27,656,485	\$3,534,290 / 12.78%	\$1,620,684 / 5.86%	\$280,207 / 1.01%	\$1,514,175 / 5.47%	\$117,492 / 0.42%	\$1,732 / 0.01%	0 / 0%
S	***	\$4,727 / 0.08%	0 / 0%	0 / 0%	\$4,727 / 0.08%	0 / 0%	0 / 0%	0 / 0%
-TC	0	0 / 0%	0 / 0%	0 / 0%	0 / 0%	0 / 0%	0 / 0%	0 / 0%
-I	0	0 / 0%	0 / 0%	0 / 0%	0 / 0%	0 / 0%	0 / 0%	0 / 0%
	\$28,336,660	\$3,558,438 / 15.71%	\$1,634,336 / 7.87%	\$280,741 / 1.09%	\$1,524,137 / 6.32%	\$117,492 / 0.42%	\$1,732 / 0.01%	0 / 0%
733 - TEXAS TECH UNIVERSITY - COMMODITY PURCHASING UNADJUSTED GOAL IS 21.1%								
T	\$7,870,924	\$4,090,867 / 51.97%	\$2,558,595 / 32.51%	\$1,375,807 / 17.48%	\$130,831 / 1.66%	\$25,634 / 0.33%	0 / 0%	0 / 0%
N	\$44,869,295	\$14,619,572 / 32.58%	\$4,347,584 / 9.69%	\$7,093,756 / 15.81%	\$2,469,314 / 5.50%	\$667,290 / 1.49%	\$41,628 / 0.09%	0 / 0%
S	***	\$7,585 / 0.05%	\$397 / 0.00%	0 / 0%	\$5,718 / 0.04%	0 / 0%	\$1,469 / 0.01%	0 / 0%
-TC	0	0 / 0%	0 / 0%	0 / 0%	0 / 0%	0 / 0%	0 / 0%	0 / 0%
-I	0	0 / 0%	0 / 0%	0 / 0%	0 / 0%	0 / 0%	0 / 0%	0 / 0%
	\$52,740,218	\$18,718,024 / 84.61%	\$6,906,577 / 42.20%	\$8,469,562 / 33.29%	\$2,605,863 / 7.21%	\$692,924 / 1.81%	\$43,098 / 0.10%	0 / 0%

*** DOLLARS REPORTED BUT NOT SHOWN IN THESE COLUMNS. T=TREASURY, N=NON-TREASURY, S=SUBCONTRACTOR FUNDS & PROCUREMENT CARD HUB PURCHASES, TC=TERM CONTRACT, I= INTER GOVERNMENTAL



TEXAS HISTORICALLY UNDERUTILIZED BUSINESS (HUB) SEMI-ANNUAL REPORT RECEIVED FOR FISCAL YEAR 2024

SECTION VII - STATE AGENCY EXPENDITURE DATA

FUND TYPE	TOTAL EXPENDITURE	TOTAL SPENT WITH HUBS AMOUNT / %	BLACK AMOUNT / %	HISPANIC AMOUNT / %	WOMAN AMOUNT / %	ASIAN PACIFIC AMOUNT / %	NATIVE AMERICAN AMOUNT / %	SERVICE-DISABLED VETERAN AMOUNT / %
733 - TEXAS TECH UNIVERSITY - Statewide Grand Total Expenditures								
T	\$17,397,802	\$7,442,616 / 42.78%	\$2,629,447 / 15.11%	\$2,094,140 / 12.04%	\$2,684,877 / 15.43%	\$25,634 / 0.15%	\$8,517 / 0.05%	0 / 0%
N	\$110,917,750	\$22,423,234 / 20.22%	\$5,985,871 / 5.40%	\$8,366,351 / 7.54%	\$7,114,059 / 6.41%	\$784,781 / 0.71%	\$172,173 / 0.16%	0 / 0%
S	***	\$2,235,437 / 3.58%	\$53,500 / 0.09%	\$850,379 / 1.36%	\$1,330,089 / 2.13%	0 / 0%	\$1,469 / 0.00%	0 / 0%
-TC	0	0 / 0%	0 / 0%	0 / 0%	0 / 0%	0 / 0%	0 / 0%	0 / 0%
-I	0	0 / 0%	0 / 0%	0 / 0%	0 / 0%	0 / 0%	0 / 0%	0 / 0%
	\$128,315,552	\$32,101,287 / 66.58%	\$8,668,818 / 20.60%	\$11,310,870 / 20.94%	\$11,129,024 / 23.98%	\$810,415 / 0.85%	\$182,159 / 0.21%	0 / 0%

*** DOLLARS REPORTED BUT NOT SHOWN IN THESE COLUMNS. T=TREASURY, N=NON-TREASURY, S=SUBCONTRACTOR FUNDS & PROCUREMENT CARD HUB PURCHASES, TC=TERM CONTRACT, I= INTER GOVERNMENTAL



TEXAS HISTORICALLY UNDERUTILIZED BUSINESS (HUB) SEMI-ANNUAL REPORT RECEIVED FOR FISCAL YEAR 2024

SECTION VII - STATE AGENCY EXPENDITURE DATA

FUND TYPE	TOTAL EXPENDITURE	TOTAL SPENT WITH HUBS AMOUNT / %	BLACK AMOUNT / %	HISPANIC AMOUNT / %	WOMAN AMOUNT / %	ASIAN PACIFIC AMOUNT / %	NATIVE AMERICAN AMOUNT / %	SERVICE-DISABLED VETERAN AMOUNT / %
-----------	-------------------	----------------------------------	------------------	---------------------	------------------	--------------------------	----------------------------	-------------------------------------

734 - LAMAR UNIVERSITY - BEAUMONT - HEAVY CONSTRUCTION UNADJUSTED GOAL IS 11.2%

T	0	0 / 0%	0 / 0%	0 / 0%	0 / 0%	0 / 0%	0 / 0%	0 / 0%
N	0	0 / 0%	0 / 0%	0 / 0%	0 / 0%	0 / 0%	0 / 0%	0 / 0%
S	***	0 / 0%	0 / 0%	0 / 0%	0 / 0%	0 / 0%	0 / 0%	0 / 0%
-TC	0	0 / 0%	0 / 0%	0 / 0%	0 / 0%	0 / 0%	0 / 0%	0 / 0%
-I	0	0 / 0%	0 / 0%	0 / 0%	0 / 0%	0 / 0%	0 / 0%	0 / 0%
	0	0 / 0%	0 / 0%	0 / 0%	0 / 0%	0 / 0%	0 / 0%	0 / 0%

734 - LAMAR UNIVERSITY - BEAUMONT - BUILDING CONSTRUCTION UNADJUSTED GOAL IS 21.1%

T	\$1,489,092	\$917,067 / 61.59%	0 / 0%	\$917,067 / 61.59%	0 / 0%	0 / 0%	0 / 0%	0 / 0%
N	\$1,039,799	\$1,039,582 / 99.98%	0 / 0%	\$1,039,582 / 99.98%	0 / 0%	0 / 0%	0 / 0%	0 / 0%
S	***	\$515,871 / 20.40%	0 / 0%	\$344,585 / 13.63%	\$171,286 / 6.77%	0 / 0%	0 / 0%	0 / 0%
-TC	0	0 / 0%	0 / 0%	0 / 0%	0 / 0%	0 / 0%	0 / 0%	0 / 0%
-I	0	0 / 0%	0 / 0%	0 / 0%	0 / 0%	0 / 0%	0 / 0%	0 / 0%
	\$2,528,891	\$2,472,520 / 181.97%	0 / 0%	\$2,301,233 / 175.19%	\$171,286 / 6.77%	0 / 0%	0 / 0%	0 / 0%

734 - LAMAR UNIVERSITY - BEAUMONT - SPECIAL TRADE UNADJUSTED GOAL IS 32.9%

T	\$1,097,729	\$42,330 / 3.86%	0 / 0%	\$21,805 / 1.99%	\$20,525 / 1.87%	0 / 0%	0 / 0%	0 / 0%
N	\$4,993,712	\$1,589,954 / 31.84%	0 / 0%	\$1,577,939 / 31.60%	\$12,014 / 0.24%	0 / 0%	0 / 0%	0 / 0%
S	***	\$131,793 / 2.29%	0 / 0%	\$105,319 / 1.83%	\$26,475 / 0.46%	0 / 0%	0 / 0%	0 / 0%
-TC	0	0 / 0%	0 / 0%	0 / 0%	0 / 0%	0 / 0%	0 / 0%	0 / 0%
-I	0	0 / 0%	0 / 0%	0 / 0%	0 / 0%	0 / 0%	0 / 0%	0 / 0%
	\$6,091,441	\$1,764,077 / 37.99%	0 / 0%	\$1,705,063 / 35.42%	\$59,014 / 2.57%	0 / 0%	0 / 0%	0 / 0%

*** DOLLARS REPORTED BUT NOT SHOWN IN THESE COLUMNS. T=TREASURY, N=NON-TREASURY, S=SUBCONTRACTOR FUNDS & PROCUREMENT CARD HUB PURCHASES, TC=TERM CONTRACT, I= INTER GOVERNMENT



TEXAS HISTORICALLY UNDERUTILIZED BUSINESS (HUB) SEMI-ANNUAL REPORT RECEIVED FOR FISCAL YEAR 2024

SECTION VII - STATE AGENCY EXPENDITURE DATA

FUND TYPE	TOTAL EXPENDITURE	TOTAL SPENT WITH HUBS AMOUNT / %	BLACK AMOUNT / %	HISPANIC AMOUNT / %	WOMAN AMOUNT / %	ASIAN PACIFIC AMOUNT / %	NATIVE AMERICAN AMOUNT / %	SERVICE-DISABLED VETERAN AMOUNT / %
734 - LAMAR UNIVERSITY - BEAUMONT - PROFESSIONAL SERVICES UNADJUSTED GOAL IS 23.7%								
T	\$490,806	\$5,196 / 1.06%	0 / 0%	\$3,130 / 0.64%	0 / 0%	\$2,066 / 0.42%	0 / 0%	0 / 0%
N	\$3,554,707	0 / 0%	0 / 0%	0 / 0%	0 / 0%	0 / 0%	0 / 0%	0 / 0%
S	***	\$79,102 / 2.01%	0 / 0%	\$6,816 / 0.17%	\$18,798 / 0.48%	\$52,500 / 1.33%	\$988 / 0.03%	0 / 0%
-TC	0	0 / 0%	0 / 0%	0 / 0%	0 / 0%	0 / 0%	0 / 0%	0 / 0%
-I	0	0 / 0%	0 / 0%	0 / 0%	0 / 0%	0 / 0%	0 / 0%	0 / 0%
	\$4,045,513	\$84,298 / 3.07%	0 / 0%	\$9,946 / 0.81%	\$18,798 / 0.48%	\$54,566 / 1.75%	\$988 / 0.03%	0 / 0%
734 - LAMAR UNIVERSITY - BEAUMONT - OTHER SERVICES UNADJUSTED GOAL IS 26%								
T	\$984,808	\$64,713 / 6.57%	\$7,220 / 0.73%	\$12,500 / 1.27%	\$44,695 / 4.54%	\$298 / 0.03%	0 / 0%	0 / 0%
N	\$12,553,315	\$1,860,284 / 14.82%	\$124,777 / 0.99%	\$315,919 / 2.52%	\$825,219 / 6.57%	\$594,369 / 4.73%	0 / 0%	0 / 0%
S	***	\$130,484 / 9.41%	0 / 0%	0 / 0%	\$130,484 / 9.41%	0 / 0%	0 / 0%	0 / 0%
-TC	\$5,520	0 / 0%	0 / 0%	0 / 0%	0 / 0%	0 / 0%	0 / 0%	0 / 0%
-I	0	0 / 0%	0 / 0%	0 / 0%	0 / 0%	0 / 0%	0 / 0%	0 / 0%
	\$13,532,603	\$2,055,481 / 30.80%	\$131,996 / 1.73%	\$328,419 / 3.79%	\$1,000,399 / 20.52%	\$594,667 / 4.77%	0 / 0%	0 / 0%
734 - LAMAR UNIVERSITY - BEAUMONT - COMMODITY PURCHASING UNADJUSTED GOAL IS 21.1%								
T	\$2,009,493	\$781,923 / 38.91%	\$369,657 / 18.40%	\$95,838 / 4.77%	\$306,825 / 15.27%	\$9,604 / 0.48%	0 / 0%	0 / 0%
N	\$25,326,303	\$2,648,086 / 10.46%	\$454,432 / 1.79%	\$938,446 / 3.71%	\$1,107,628 / 4.37%	\$147,580 / 0.58%	0 / 0%	0 / 0%
S	***	\$80,315 / 7.99%	0 / 0%	\$79,732 / 7.93%	\$584 / 0.06%	0 / 0%	0 / 0%	0 / 0%
-TC	\$18,572	0 / 0%	0 / 0%	0 / 0%	0 / 0%	0 / 0%	0 / 0%	0 / 0%
-I	0	0 / 0%	0 / 0%	0 / 0%	0 / 0%	0 / 0%	0 / 0%	0 / 0%
	\$27,317,224	\$3,510,325 / 57.36%	\$824,089 / 20.19%	\$1,114,016 / 16.41%	\$1,415,037 / 19.70%	\$157,183 / 1.06%	0 / 0%	0 / 0%

*** DOLLARS REPORTED BUT NOT SHOWN IN THESE COLUMNS. T=TREASURY, N=NON-TREASURY, S=SUBCONTRACTOR FUNDS & PROCUREMENT CARD HUB PURCHASES, TC=TERM CONTRACT, I= INTER GOVERNMENTAL



TEXAS HISTORICALLY UNDERUTILIZED BUSINESS (HUB) SEMI-ANNUAL REPORT RECEIVED FOR FISCAL YEAR 2024

SECTION VII - STATE AGENCY EXPENDITURE DATA

FUND TYPE	TOTAL EXPENDITURE	TOTAL SPENT WITH HUBS AMOUNT / %	BLACK AMOUNT / %	HISPANIC AMOUNT / %	WOMAN AMOUNT / %	ASIAN PACIFIC AMOUNT / %	NATIVE AMERICAN AMOUNT / %	SERVICE-DISABLED VETERAN AMOUNT / %
734 - LAMAR UNIVERSITY - BEAUMONT - Statewide Grand Total Expenditures								
T	\$6,071,927	\$1,811,230 / 29.83%	\$376,877 / 6.21%	\$1,050,340 / 17.30%	\$372,045 / 6.13%	\$11,968 / 0.20%	0 / 0%	0 / 0%
N	\$47,467,837	\$7,137,905 / 15.04%	\$579,208 / 1.22%	\$3,871,886 / 8.16%	\$1,944,862 / 4.10%	\$741,949 / 1.56%	0 / 0%	0 / 0%
S	***	\$937,565 / 6.42%	0 / 0%	\$536,451 / 3.67%	\$347,626 / 2.38%	\$52,500 / 0.36%	\$988 / 0.01%	0 / 0%
-TC	\$24,092	0 / 0%	0 / 0%	0 / 0%	0 / 0%	0 / 0%	0 / 0%	0 / 0%
-I	0	0 / 0%	0 / 0%	0 / 0%	0 / 0%	0 / 0%	0 / 0%	0 / 0%
	\$53,515,672	\$9,886,700 / 51.29%	\$956,086 / 7.43%	\$5,458,677 / 29.13%	\$2,664,533 / 12.61%	\$806,416 / 2.12%	\$988 / 0.01%	0 / 0%

*** DOLLARS REPORTED BUT NOT SHOWN IN THESE COLUMNS. T=TREASURY, N=NON-TREASURY, S=SUBCONTRACTOR FUNDS & PROCUREMENT CARD HUB PURCHASES, TC=TERM CONTRACT, I= INTER GOVERNMENTAL



TEXAS HISTORICALLY UNDERUTILIZED BUSINESS (HUB) SEMI-ANNUAL REPORT RECEIVED FOR FISCAL YEAR 2024

SECTION VII - STATE AGENCY EXPENDITURE DATA

FUND TYPE	TOTAL EXPENDITURE	TOTAL SPENT WITH HUBS AMOUNT / %	BLACK AMOUNT / %	HISPANIC AMOUNT / %	WOMAN AMOUNT / %	ASIAN PACIFIC AMOUNT / %	NATIVE AMERICAN AMOUNT / %	SERVICE-DISABLED VETERAN AMOUNT / %
-----------	-------------------	----------------------------------	------------------	---------------------	------------------	--------------------------	----------------------------	-------------------------------------

735 - MIDWESTERN STATE UNIVERSITY - HEAVY CONSTRUCTION UNADJUSTED GOAL IS 11.2%

T	\$17,257	0 / 0%	0 / 0%	0 / 0%	0 / 0%	0 / 0%	0 / 0%	0 / 0%
N	\$5,691	0 / 0%	0 / 0%	0 / 0%	0 / 0%	0 / 0%	0 / 0%	0 / 0%
S	***	0 / 0%	0 / 0%	0 / 0%	0 / 0%	0 / 0%	0 / 0%	0 / 0%
-TC	0	0 / 0%	0 / 0%	0 / 0%	0 / 0%	0 / 0%	0 / 0%	0 / 0%
-I	\$17,257	0 / 0%	0 / 0%	0 / 0%	0 / 0%	0 / 0%	0 / 0%	0 / 0%
	\$5,691	0 / 0%	0 / 0%	0 / 0%	0 / 0%	0 / 0%	0 / 0%	0 / 0%

735 - MIDWESTERN STATE UNIVERSITY - BUILDING CONSTRUCTION UNADJUSTED GOAL IS 21.1%

T	0	0 / 0%	0 / 0%	0 / 0%	0 / 0%	0 / 0%	0 / 0%	0 / 0%
N	\$2,713,309	\$23,180 / 0.85%	0 / 0%	\$19,430 / 0.72%	0 / 0%	0 / 0%	0 / 0%	\$3,750 / 0.14%
S	***	\$143,967 / 5.31%	0 / 0%	\$54,158 / 2.00%	\$29,376 / 1.08%	0 / 0%	\$60,433 / 2.23%	0 / 0%
-TC	0	0 / 0%	0 / 0%	0 / 0%	0 / 0%	0 / 0%	0 / 0%	0 / 0%
-I	0	0 / 0%	0 / 0%	0 / 0%	0 / 0%	0 / 0%	0 / 0%	0 / 0%
	\$2,713,309	\$167,147 / 6.16%	0 / 0%	\$73,588 / 2.71%	\$29,376 / 1.08%	0 / 0%	\$60,433 / 2.23%	\$3,750 / 0.14%

735 - MIDWESTERN STATE UNIVERSITY - SPECIAL TRADE UNADJUSTED GOAL IS 32.9%

T	\$190,749	0 / 0%	0 / 0%	0 / 0%	0 / 0%	0 / 0%	0 / 0%	0 / 0%
N	\$321,140	0 / 0%	0 / 0%	0 / 0%	0 / 0%	0 / 0%	0 / 0%	0 / 0%
S	***	0 / 0%	0 / 0%	0 / 0%	0 / 0%	0 / 0%	0 / 0%	0 / 0%
-TC	0	0 / 0%	0 / 0%	0 / 0%	0 / 0%	0 / 0%	0 / 0%	0 / 0%
-I	0	0 / 0%	0 / 0%	0 / 0%	0 / 0%	0 / 0%	0 / 0%	0 / 0%
	\$511,888	0 / 0%	0 / 0%	0 / 0%	0 / 0%	0 / 0%	0 / 0%	0 / 0%

*** DOLLARS REPORTED BUT NOT SHOWN IN THESE COLUMNS. T=TREASURY, N=NON-TREASURY, S=SUBCONTRACTOR FUNDS & PROCUREMENT CARD HUB PURCHASES, TC=TERM CONTRACT, I= INTER GOVERNMENTAL



TEXAS HISTORICALLY UNDERUTILIZED BUSINESS (HUB) SEMI-ANNUAL REPORT RECEIVED FOR FISCAL YEAR 2024

SECTION VII - STATE AGENCY EXPENDITURE DATA

FUND TYPE	TOTAL EXPENDITURE	TOTAL SPENT WITH HUBS AMOUNT / %	BLACK AMOUNT / %	HISPANIC AMOUNT / %	WOMAN AMOUNT / %	ASIAN PACIFIC AMOUNT / %	NATIVE AMERICAN AMOUNT / %	SERVICE-DISABLED VETERAN AMOUNT / %
735 - MIDWESTERN STATE UNIVERSITY - PROFESSIONAL SERVICES UNADJUSTED GOAL IS 23.7%								
T	\$11,417	0 / 0%	0 / 0%	0 / 0%	0 / 0%	0 / 0%	0 / 0%	0 / 0%
N	\$89,180	0 / 0%	0 / 0%	0 / 0%	0 / 0%	0 / 0%	0 / 0%	0 / 0%
S	***	0 / 0%	0 / 0%	0 / 0%	0 / 0%	0 / 0%	0 / 0%	0 / 0%
-TC	0	0 / 0%	0 / 0%	0 / 0%	0 / 0%	0 / 0%	0 / 0%	0 / 0%
-I	0	0 / 0%	0 / 0%	0 / 0%	0 / 0%	0 / 0%	0 / 0%	0 / 0%
	\$100,596	0 / 0%	0 / 0%	0 / 0%	0 / 0%	0 / 0%	0 / 0%	0 / 0%
735 - MIDWESTERN STATE UNIVERSITY - OTHER SERVICES UNADJUSTED GOAL IS 26%								
T	\$1,200,643	0 / 0%	0 / 0%	0 / 0%	0 / 0%	0 / 0%	0 / 0%	0 / 0%
N	\$2,239,118	\$32,217 / 1.44%	0 / 0%	0 / 0%	\$32,217 / 1.44%	0 / 0%	0 / 0%	0 / 0%
S	***	\$92 / 0.00%	0 / 0%	0 / 0%	\$92 / 0.00%	0 / 0%	0 / 0%	0 / 0%
-TC	0	0 / 0%	0 / 0%	0 / 0%	0 / 0%	0 / 0%	0 / 0%	0 / 0%
-I	\$10,155	0 / 0%	0 / 0%	0 / 0%	0 / 0%	0 / 0%	0 / 0%	0 / 0%
	\$3,429,606	\$32,309 / 1.44%	0 / 0%	0 / 0%	\$32,309 / 1.44%	0 / 0%	0 / 0%	0 / 0%
735 - MIDWESTERN STATE UNIVERSITY - COMMODITY PURCHASING UNADJUSTED GOAL IS 21.1%								
T	\$1,230,741	\$148,843 / 12.09%	\$130,575 / 10.61%	\$6,130 / 0.50%	\$3,212 / 0.26%	\$8,926 / 0.73%	0 / 0%	0 / 0%
N	\$2,214,499	\$478,905 / 21.63%	\$80,840 / 3.65%	\$289,822 / 13.09%	\$51,360 / 2.32%	\$56,549 / 2.55%	0 / 0%	\$334 / 0.02%
S	***	\$18,315 / 0.70%	0 / 0%	\$746 / 0.03%	\$17,569 / 0.67%	0 / 0%	0 / 0%	0 / 0%
-TC	\$27,886	0 / 0%	0 / 0%	0 / 0%	0 / 0%	0 / 0%	0 / 0%	0 / 0%
-I	0	0 / 0%	0 / 0%	0 / 0%	0 / 0%	0 / 0%	0 / 0%	0 / 0%
	\$3,417,354	\$646,064 / 34.42%	\$211,416 / 14.26%	\$296,699 / 13.61%	\$72,140 / 3.25%	\$65,475 / 3.28%	0 / 0%	\$334 / 0.02%

*** DOLLARS REPORTED BUT NOT SHOWN IN THESE COLUMNS. T=TREASURY, N=NON-TREASURY, S=SUBCONTRACTOR FUNDS & PROCUREMENT CARD HUB PURCHASES, TC=TERM CONTRACT, I= INTER GOVERNMENT



TEXAS HISTORICALLY UNDERUTILIZED BUSINESS (HUB) SEMI-ANNUAL REPORT RECEIVED FOR FISCAL YEAR 2024

SECTION VII - STATE AGENCY EXPENDITURE DATA

FUND TYPE	TOTAL EXPENDITURE	TOTAL SPENT WITH HUBS AMOUNT / %	BLACK AMOUNT / %	HISPANIC AMOUNT / %	WOMAN AMOUNT / %	ASIAN PACIFIC AMOUNT / %	NATIVE AMERICAN AMOUNT / %	SERVICE-DISABLED VETERAN AMOUNT / %
735 - MIDWESTERN STATE UNIVERSITY - Statewide Grand Total Expenditures								
T	\$2,650,806	\$148,843 / 5.62%	\$130,575 / 4.93%	\$6,130 / 0.23%	\$3,212 / 0.12%	\$8,926 / 0.34%	0 / 0%	0 / 0%
N	\$7,582,937	\$534,303 / 7.05%	\$80,840 / 1.07%	\$309,252 / 4.08%	\$83,577 / 1.10%	\$56,549 / 0.75%	0 / 0%	\$4,084 / 0.05%
S	***	\$162,373 / 1.92%	0 / 0%	\$54,904 / 0.65%	\$47,036 / 0.56%	0 / 0%	\$60,433 / 0.72%	0 / 0%
-TC	\$27,886	0 / 0%	0 / 0%	0 / 0%	0 / 0%	0 / 0%	0 / 0%	0 / 0%
-I	\$27,412	0 / 0%	0 / 0%	0 / 0%	0 / 0%	0 / 0%	0 / 0%	0 / 0%
	\$10,178,445	\$845,519 / 14.58%	\$211,416 / 5.99%	\$370,286 / 4.96%	\$133,825 / 1.78%	\$65,475 / 1.08%	\$60,433 / 0.72%	\$4,084 / 0.05%

*** DOLLARS REPORTED BUT NOT SHOWN IN THESE COLUMNS. T=TREASURY, N=NON-TREASURY, S=SUBCONTRACTOR FUNDS & PROCUREMENT CARD HUB PURCHASES, TC=TERM CONTRACT, I= INTER GOVERNMENTAL



TEXAS HISTORICALLY UNDERUTILIZED BUSINESS (HUB) SEMI-ANNUAL REPORT RECEIVED FOR FISCAL YEAR 2024

SECTION VII - STATE AGENCY EXPENDITURE DATA

FUND TYPE	TOTAL EXPENDITURE	TOTAL SPENT WITH HUBS AMOUNT / %	BLACK AMOUNT / %	HISPANIC AMOUNT / %	WOMAN AMOUNT / %	ASIAN PACIFIC AMOUNT / %	NATIVE AMERICAN AMOUNT / %	SERVICE-DISABLED VETERAN AMOUNT / %
-----------	-------------------	----------------------------------	------------------	---------------------	------------------	--------------------------	----------------------------	-------------------------------------

737 - ANGELO STATE UNIVERSITY - HEAVY CONSTRUCTION UNADJUSTED GOAL IS 11.2%

T	\$27,445	0 / 0%	0 / 0%	0 / 0%	0 / 0%	0 / 0%	0 / 0%	0 / 0%
N	0	0 / 0%	0 / 0%	0 / 0%	0 / 0%	0 / 0%	0 / 0%	0 / 0%
S	***	0 / 0%	0 / 0%	0 / 0%	0 / 0%	0 / 0%	0 / 0%	0 / 0%
-TC	0	0 / 0%	0 / 0%	0 / 0%	0 / 0%	0 / 0%	0 / 0%	0 / 0%
-I	0	0 / 0%	0 / 0%	0 / 0%	0 / 0%	0 / 0%	0 / 0%	0 / 0%
	\$27,445	0 / 0%	0 / 0%	0 / 0%	0 / 0%	0 / 0%	0 / 0%	0 / 0%

737 - ANGELO STATE UNIVERSITY - BUILDING CONSTRUCTION UNADJUSTED GOAL IS 21.1%

T	\$155,112	\$147,792 / 95.28%	0 / 0%	\$147,792 / 95.28%	0 / 0%	0 / 0%	0 / 0%	0 / 0%
N	\$10,472,133	\$171,879 / 1.64%	0 / 0%	\$28,626 / 0.27%	\$143,253 / 1.37%	0 / 0%	0 / 0%	0 / 0%
S	***	\$1,695,576 / 18.78%	0 / 0%	\$707,702 / 7.84%	\$896,341 / 9.93%	0 / 0%	0 / 0%	\$91,533 / 1.01%
-TC	0	0 / 0%	0 / 0%	0 / 0%	0 / 0%	0 / 0%	0 / 0%	0 / 0%
-I	0	0 / 0%	0 / 0%	0 / 0%	0 / 0%	0 / 0%	0 / 0%	0 / 0%
	\$10,627,245	\$2,015,247 / 115.70%	0 / 0%	\$884,119 / 103.39%	\$1,039,595 / 11.30%	0 / 0%	0 / 0%	\$91,533 / 1.01%

737 - ANGELO STATE UNIVERSITY - SPECIAL TRADE UNADJUSTED GOAL IS 32.9%

T	\$583,313	\$252,369 / 43.26%	0 / 0%	0 / 0%	\$252,369 / 43.26%	0 / 0%	0 / 0%	0 / 0%
N	\$1,968,108	\$119,897 / 6.09%	0 / 0%	\$14,045 / 0.71%	\$105,852 / 5.38%	0 / 0%	0 / 0%	0 / 0%
S	***	\$15,325 / 0.94%	\$1,238 / 0.08%	0 / 0%	\$14,087 / 0.86%	0 / 0%	0 / 0%	0 / 0%
-TC	\$49,338	0 / 0%	0 / 0%	0 / 0%	0 / 0%	0 / 0%	0 / 0%	0 / 0%
-I	\$1,065	0 / 0%	0 / 0%	0 / 0%	0 / 0%	0 / 0%	0 / 0%	0 / 0%
	\$2,501,018	\$387,591 / 50.30%	\$1,238 / 0.08%	\$14,045 / 0.71%	\$372,309 / 49.51%	0 / 0%	0 / 0%	0 / 0%

*** DOLLARS REPORTED BUT NOT SHOWN IN THESE COLUMNS. T=TREASURY, N=NON-TREASURY, S=SUBCONTRACTOR FUNDS & PROCUREMENT CARD HUB PURCHASES, TC=TERM CONTRACT, I= INTER GOVERNMENT



TEXAS HISTORICALLY UNDERUTILIZED BUSINESS (HUB) SEMI-ANNUAL REPORT RECEIVED FOR FISCAL YEAR 2024

SECTION VII - STATE AGENCY EXPENDITURE DATA

FUND TYPE	TOTAL EXPENDITURE	TOTAL SPENT WITH HUBS AMOUNT / %	BLACK AMOUNT / %	HISPANIC AMOUNT / %	WOMAN AMOUNT / %	ASIAN PACIFIC AMOUNT / %	NATIVE AMERICAN AMOUNT / %	SERVICE-DISABLED VETERAN AMOUNT / %
737 - ANGELO STATE UNIVERSITY - PROFESSIONAL SERVICES UNADJUSTED GOAL IS 23.7%								
T	0	0 / 0%	0 / 0%	0 / 0%	0 / 0%	0 / 0%	0 / 0%	0 / 0%
N	\$1,555,638	\$184,608 / 11.87%	0 / 0%	\$103,814 / 6.67%	\$80,794 / 5.19%	0 / 0%	0 / 0%	0 / 0%
S	***	\$647,925 / 45.52%	0 / 0%	0 / 0%	\$623,925 / 43.83%	\$24,000 / 1.69%	0 / 0%	0 / 0%
-TC	0	0 / 0%	0 / 0%	0 / 0%	0 / 0%	0 / 0%	0 / 0%	0 / 0%
-I	0	0 / 0%	0 / 0%	0 / 0%	0 / 0%	0 / 0%	0 / 0%	0 / 0%
	\$1,555,638	\$832,533 / 57.39%	0 / 0%	\$103,814 / 6.67%	\$704,719 / 49.03%	\$24,000 / 1.69%	0 / 0%	0 / 0%
737 - ANGELO STATE UNIVERSITY - OTHER SERVICES UNADJUSTED GOAL IS 26%								
T	\$5,583,703	\$194,818 / 3.49%	\$112,373 / 2.01%	\$763 / 0.01%	\$24,453 / 0.44%	\$57,229 / 1.02%	0 / 0%	0 / 0%
N	\$5,627,559	\$655,541 / 11.65%	\$211,427 / 3.76%	\$25,515 / 0.45%	\$366,544 / 6.51%	\$52,055 / 0.93%	0 / 0%	0 / 0%
S	***	\$205,381 / 5.30%	\$12,150 / 0.31%	\$179,441 / 4.63%	\$73 / 0.00%	\$13,718 / 0.35%	0 / 0%	0 / 0%
-TC	0	0 / 0%	0 / 0%	0 / 0%	0 / 0%	0 / 0%	0 / 0%	0 / 0%
-I	\$3,969,494	0 / 0%	0 / 0%	0 / 0%	0 / 0%	0 / 0%	0 / 0%	0 / 0%
	\$7,241,767	\$1,055,740 / 20.44%	\$335,950 / 6.08%	\$205,719 / 5.10%	\$391,070 / 6.95%	\$123,002 / 2.30%	0 / 0%	0 / 0%
737 - ANGELO STATE UNIVERSITY - COMMODITY PURCHASING UNADJUSTED GOAL IS 21.1%								
T	\$1,366,563	\$673,310 / 49.27%	\$392,640 / 28.73%	\$17,236 / 1.26%	\$200,854 / 14.70%	\$62,581 / 4.58%	0 / 0%	0 / 0%
N	\$8,289,538	\$1,735,657 / 20.94%	\$561,626 / 6.78%	\$40,476 / 0.49%	\$736,200 / 8.88%	\$397,354 / 4.79%	0 / 0%	0 / 0%
S	***	\$16,954 / 0.33%	\$1,690 / 0.03%	\$360 / 0.01%	\$13,267 / 0.26%	\$1,636 / 0.03%	0 / 0%	0 / 0%
-TC	\$1,066	\$1,066 / 100.00%	0 / 0%	0 / 0%	\$1,066 / 100.00%	0 / 0%	0 / 0%	0 / 0%
-I	\$30	0 / 0%	0 / 0%	0 / 0%	0 / 0%	0 / 0%	0 / 0%	0 / 0%
	\$9,655,004	\$2,424,855 / 170.54%	\$955,956 / 35.54%	\$58,073 / 1.76%	\$949,255 / 123.84%	\$461,571 / 9.40%	0 / 0%	0 / 0%

*** DOLLARS REPORTED BUT NOT SHOWN IN THESE COLUMNS. T=TREASURY, N=NON-TREASURY, S=SUBCONTRACTOR FUNDS & PROCUREMENT CARD HUB PURCHASES, TC=TERM CONTRACT, I= INTER GOVERNMENTAL



TEXAS HISTORICALLY UNDERUTILIZED BUSINESS (HUB) SEMI-ANNUAL REPORT RECEIVED FOR FISCAL YEAR 2024

SECTION VII - STATE AGENCY EXPENDITURE DATA

FUND TYPE	TOTAL EXPENDITURE	TOTAL SPENT WITH HUBS AMOUNT / %	BLACK AMOUNT / %	HISPANIC AMOUNT / %	WOMAN AMOUNT / %	ASIAN PACIFIC AMOUNT / %	NATIVE AMERICAN AMOUNT / %	SERVICE-DISABLED VETERAN AMOUNT / %
737 - ANGELO STATE UNIVERSITY - Statewide Grand Total Expenditures								
T	\$7,716,136	\$1,268,290 / 16.44%	\$505,013 / 6.54%	\$165,791 / 2.15%	\$477,677 / 6.19%	\$119,810 / 1.55%	0 / 0%	0 / 0%
N	\$27,912,975	\$2,867,582 / 10.27%	\$773,053 / 2.77%	\$212,477 / 0.76%	\$1,432,643 / 5.13%	\$449,409 / 1.61%	0 / 0%	0 / 0%
S	***	\$2,581,161 / 12.25%	\$15,078 / 0.07%	\$887,503 / 4.21%	\$1,547,694 / 7.35%	\$39,354 / 0.19%	0 / 0%	\$91,533 / 0.43%
-TC	\$50,404	\$1,066 / 2.12%	0 / 0%	0 / 0%	\$1,066 / 2.12%	0 / 0%	0 / 0%	0 / 0%
-I	\$3,970,589	0 / 0%	0 / 0%	0 / 0%	0 / 0%	0 / 0%	0 / 0%	0 / 0%
	\$31,608,117	\$6,715,967 / 41.08%	\$1,293,144 / 9.39%	\$1,265,770 / 7.12%	\$3,456,947 / 20.79%	\$608,572 / 3.35%	0 / 0%	\$91,533 / 0.43%

*** DOLLARS REPORTED BUT NOT SHOWN IN THESE COLUMNS. T=TREASURY, N=NON-TREASURY, S=SUBCONTRACTOR FUNDS & PROCUREMENT CARD HUB PURCHASES, TC=TERM CONTRACT, I= INTER GOVERNMENTAL



TEXAS HISTORICALLY UNDERUTILIZED BUSINESS (HUB) SEMI-ANNUAL REPORT RECEIVED FOR FISCAL YEAR 2024

SECTION VII - STATE AGENCY EXPENDITURE DATA

FUND TYPE	TOTAL EXPENDITURE	TOTAL SPENT WITH HUBS AMOUNT / %	BLACK AMOUNT / %	HISPANIC AMOUNT / %	WOMAN AMOUNT / %	ASIAN PACIFIC AMOUNT / %	NATIVE AMERICAN AMOUNT / %	SERVICE-DISABLED VETERAN AMOUNT / %
-----------	-------------------	----------------------------------	------------------	---------------------	------------------	--------------------------	----------------------------	-------------------------------------

738 - UNIVERSITY OF TEXAS AT DALLAS - HEAVY CONSTRUCTION UNADJUSTED GOAL IS 11.2%

T	0	0 / 0%	0 / 0%	0 / 0%	0 / 0%	0 / 0%	0 / 0%	0 / 0%
N	\$30,236	0 / 0%	0 / 0%	0 / 0%	0 / 0%	0 / 0%	0 / 0%	0 / 0%
S	***	0 / 0%	0 / 0%	0 / 0%	0 / 0%	0 / 0%	0 / 0%	0 / 0%
-TC	0	0 / 0%	0 / 0%	0 / 0%	0 / 0%	0 / 0%	0 / 0%	0 / 0%
-I	0	0 / 0%	0 / 0%	0 / 0%	0 / 0%	0 / 0%	0 / 0%	0 / 0%
	\$30,236	0 / 0%	0 / 0%	0 / 0%	0 / 0%	0 / 0%	0 / 0%	0 / 0%

738 - UNIVERSITY OF TEXAS AT DALLAS - BUILDING CONSTRUCTION UNADJUSTED GOAL IS 21.1%

T	0	0 / 0%	0 / 0%	0 / 0%	0 / 0%	0 / 0%	0 / 0%	0 / 0%
N	\$4,520,634	\$1,235,447 / 27.33%	0 / 0%	\$336,382 / 7.44%	\$179,704 / 3.98%	\$56,850 / 1.26%	\$662,512 / 14.66%	0 / 0%
S	***	0 / 0%	0 / 0%	0 / 0%	0 / 0%	0 / 0%	0 / 0%	0 / 0%
-TC	0	0 / 0%	0 / 0%	0 / 0%	0 / 0%	0 / 0%	0 / 0%	0 / 0%
-I	0	0 / 0%	0 / 0%	0 / 0%	0 / 0%	0 / 0%	0 / 0%	0 / 0%
	\$4,520,634	\$1,235,447 / 27.33%	0 / 0%	\$336,382 / 7.44%	\$179,704 / 3.98%	\$56,850 / 1.26%	\$662,512 / 14.66%	0 / 0%

738 - UNIVERSITY OF TEXAS AT DALLAS - SPECIAL TRADE UNADJUSTED GOAL IS 32.9%

T	0	0 / 0%	0 / 0%	0 / 0%	0 / 0%	0 / 0%	0 / 0%	0 / 0%
N	\$7,220,887	\$2,386,387 / 33.05%	\$859,232 / 11.90%	\$181,647 / 2.52%	\$487,651 / 6.75%	\$12,600 / 0.17%	\$845,258 / 11.71%	0 / 0%
S	***	\$22,737 / 0.31%	0 / 0%	0 / 0%	\$22,737 / 0.31%	0 / 0%	0 / 0%	0 / 0%
-TC	\$11,552	\$11,552 / 100.00%	\$11,552 / 100.00%	0 / 0%	0 / 0%	0 / 0%	0 / 0%	0 / 0%
-I	0	0 / 0%	0 / 0%	0 / 0%	0 / 0%	0 / 0%	0 / 0%	0 / 0%
	\$7,209,335	\$2,397,572 / 133.36%	\$847,680 / 111.90%	\$181,647 / 2.52%	\$510,388 / 7.07%	\$12,600 / 0.17%	\$845,258 / 11.71%	0 / 0%

*** DOLLARS REPORTED BUT NOT SHOWN IN THESE COLUMNS. T=TREASURY, N=NON-TREASURY, S=SUBCONTRACTOR FUNDS & PROCUREMENT CARD HUB PURCHASES, TC=TERM CONTRACT, I= INTER GOVERNMENTAL



TEXAS HISTORICALLY UNDERUTILIZED BUSINESS (HUB) SEMI-ANNUAL REPORT RECEIVED FOR FISCAL YEAR 2024

SECTION VII - STATE AGENCY EXPENDITURE DATA

FUND TYPE	TOTAL EXPENDITURE	TOTAL SPENT WITH HUBS AMOUNT / %	BLACK AMOUNT / %	HISPANIC AMOUNT / %	WOMAN AMOUNT / %	ASIAN PACIFIC AMOUNT / %	NATIVE AMERICAN AMOUNT / %	SERVICE-DISABLED VETERAN AMOUNT / %
-----------	-------------------	----------------------------------	------------------	---------------------	------------------	--------------------------	----------------------------	-------------------------------------

738 - UNIVERSITY OF TEXAS AT DALLAS - PROFESSIONAL SERVICES UNADJUSTED GOAL IS 23.7%

T	0	0 / 0%	0 / 0%	0 / 0%	0 / 0%	0 / 0%	0 / 0%	0 / 0%
N	\$7,500	0 / 0%	0 / 0%	0 / 0%	0 / 0%	0 / 0%	0 / 0%	0 / 0%
S	***	0 / 0%	0 / 0%	0 / 0%	0 / 0%	0 / 0%	0 / 0%	0 / 0%
-TC	0	0 / 0%	0 / 0%	0 / 0%	0 / 0%	0 / 0%	0 / 0%	0 / 0%
-I	0	0 / 0%	0 / 0%	0 / 0%	0 / 0%	0 / 0%	0 / 0%	0 / 0%
	\$7,500	0 / 0%	0 / 0%	0 / 0%	0 / 0%	0 / 0%	0 / 0%	0 / 0%

738 - UNIVERSITY OF TEXAS AT DALLAS - OTHER SERVICES UNADJUSTED GOAL IS 26%

T	0	0 / 0%	0 / 0%	0 / 0%	0 / 0%	0 / 0%	0 / 0%	0 / 0%
N	\$20,905,650	\$3,499,420 / 16.74%	\$101,625 / 0.49%	\$258,856 / 1.24%	\$2,440,823 / 11.68%	\$672,383 / 3.22%	\$25,733 / 0.12%	0 / 0%
S	***	\$15,992 / 0.73%	\$1,400 / 0.06%	0 / 0%	\$14,592 / 0.66%	0 / 0%	0 / 0%	0 / 0%
-TC	0	0 / 0%	0 / 0%	0 / 0%	0 / 0%	0 / 0%	0 / 0%	0 / 0%
-I	0	0 / 0%	0 / 0%	0 / 0%	0 / 0%	0 / 0%	0 / 0%	0 / 0%
	\$20,905,650	\$3,515,412 / 17.47%	\$103,025 / 0.55%	\$258,856 / 1.24%	\$2,455,415 / 12.34%	\$672,383 / 3.22%	\$25,733 / 0.12%	0 / 0%

738 - UNIVERSITY OF TEXAS AT DALLAS - COMMODITY PURCHASING UNADJUSTED GOAL IS 21.1%

T	0	0 / 0%	0 / 0%	0 / 0%	0 / 0%	0 / 0%	0 / 0%	0 / 0%
N	\$25,372,545	\$6,892,545 / 27.17%	\$2,300,547 / 9.07%	\$2,328,522 / 9.18%	\$1,396,600 / 5.50%	\$844,643 / 3.33%	\$22,233 / 0.09%	0 / 0%
S	***	\$39,912 / 0.45%	\$0 / 0.00%	\$2,147 / 0.02%	\$37,765 / 0.42%	0 / 0%	0 / 0%	0 / 0%
-TC	0	0 / 0%	0 / 0%	0 / 0%	0 / 0%	0 / 0%	0 / 0%	0 / 0%
-I	0	0 / 0%	0 / 0%	0 / 0%	0 / 0%	0 / 0%	0 / 0%	0 / 0%
	\$25,372,545	\$6,932,457 / 27.61%	\$2,300,547 / 9.07%	\$2,330,669 / 9.20%	\$1,434,365 / 5.93%	\$844,643 / 3.33%	\$22,233 / 0.09%	0 / 0%

*** DOLLARS REPORTED BUT NOT SHOWN IN THESE COLUMNS. T=TREASURY, N=NON-TREASURY, S=SUBCONTRACTOR FUNDS & PROCUREMENT CARD HUB PURCHASES, TC=TERM CONTRACT, I= INTER GOVERNMENTAL



TEXAS HISTORICALLY UNDERUTILIZED BUSINESS (HUB) SEMI-ANNUAL REPORT RECEIVED FOR FISCAL YEAR 2024

SECTION VII - STATE AGENCY EXPENDITURE DATA

FUND TYPE	TOTAL EXPENDITURE	TOTAL SPENT WITH HUBS AMOUNT / %	BLACK AMOUNT / %	HISPANIC AMOUNT / %	WOMAN AMOUNT / %	ASIAN PACIFIC AMOUNT / %	NATIVE AMERICAN AMOUNT / %	SERVICE-DISABLED VETERAN AMOUNT / %
738 - UNIVERSITY OF TEXAS AT DALLAS - Statewide Grand Total Expenditures								
T	0	0 / 0%	0 / 0%	0 / 0%	0 / 0%	0 / 0%	0 / 0%	0 / 0%
N	\$58,057,452	\$14,013,799 / 24.14%	\$3,261,403 / 5.62%	\$3,105,407 / 5.35%	\$4,504,777 / 7.76%	\$1,586,477 / 2.73%	\$1,555,735 / 2.68%	0 / 0%
S	***	\$78,641 / 0.43%	\$1,400 / 0.01%	\$2,147 / 0.01%	\$75,094 / 0.41%	0 / 0%	0 / 0%	0 / 0%
-TC	\$11,552	\$11,552 / 100.00%	\$11,552 / 100.00%	0 / 0%	0 / 0%	0 / 0%	0 / 0%	0 / 0%
-I	0	0 / 0%	0 / 0%	0 / 0%	0 / 0%	0 / 0%	0 / 0%	0 / 0%
	\$58,045,900	\$14,080,888 / 124.57%	\$3,251,251 / 105.63%	\$3,107,553 / 5.36%	\$4,579,871 / 8.17%	\$1,586,477 / 2.73%	\$1,555,735 / 2.68%	0 / 0%

*** DOLLARS REPORTED BUT NOT SHOWN IN THESE COLUMNS. T=TREASURY, N=NON-TREASURY, S=SUBCONTRACTOR FUNDS & PROCUREMENT CARD HUB PURCHASES, TC=TERM CONTRACT, I= INTER GOVERNMENTAL



TEXAS HISTORICALLY UNDERUTILIZED BUSINESS (HUB) SEMI-ANNUAL REPORT RECEIVED FOR FISCAL YEAR 2024

SECTION VII - STATE AGENCY EXPENDITURE DATA

FUND TYPE	TOTAL EXPENDITURE	TOTAL SPENT WITH HUBS AMOUNT / %	BLACK AMOUNT / %	HISPANIC AMOUNT / %	WOMAN AMOUNT / %	ASIAN PACIFIC AMOUNT / %	NATIVE AMERICAN AMOUNT / %	SERVICE-DISABLED VETERAN AMOUNT / %
-----------	-------------------	----------------------------------	------------------	---------------------	------------------	--------------------------	----------------------------	-------------------------------------

739 - TX TECH UNIV HEALTH SCIENCES CENTER - HEAVY CONSTRUCTION UNADJUSTED GOAL IS 11.2%

T	0	0 / 0%	0 / 0%	0 / 0%	0 / 0%	0 / 0%	0 / 0%	0 / 0%
N	0	0 / 0%	0 / 0%	0 / 0%	0 / 0%	0 / 0%	0 / 0%	0 / 0%
S	***	0 / 0%	0 / 0%	0 / 0%	0 / 0%	0 / 0%	0 / 0%	0 / 0%
-TC	0	0 / 0%	0 / 0%	0 / 0%	0 / 0%	0 / 0%	0 / 0%	0 / 0%
-I	0	0 / 0%	0 / 0%	0 / 0%	0 / 0%	0 / 0%	0 / 0%	0 / 0%
	0	0 / 0%	0 / 0%	0 / 0%	0 / 0%	0 / 0%	0 / 0%	0 / 0%

739 - TX TECH UNIV HEALTH SCIENCES CENTER - BUILDING CONSTRUCTION UNADJUSTED GOAL IS 21.1%

T	\$889,291	0 / 0%	0 / 0%	0 / 0%	0 / 0%	0 / 0%	0 / 0%	0 / 0%
N	\$1,962,813	\$276,552 / 14.09%	0 / 0%	0 / 0%	\$276,552 / 14.09%	0 / 0%	0 / 0%	0 / 0%
S	***	\$49,613 / 1.74%	0 / 0%	\$6,933 / 0.24%	\$42,680 / 1.50%	0 / 0%	0 / 0%	0 / 0%
-TC	0	0 / 0%	0 / 0%	0 / 0%	0 / 0%	0 / 0%	0 / 0%	0 / 0%
-I	0	0 / 0%	0 / 0%	0 / 0%	0 / 0%	0 / 0%	0 / 0%	0 / 0%
	\$2,852,104	\$326,165 / 15.83%	0 / 0%	\$6,933 / 0.24%	\$319,232 / 15.59%	0 / 0%	0 / 0%	0 / 0%

739 - TX TECH UNIV HEALTH SCIENCES CENTER - SPECIAL TRADE UNADJUSTED GOAL IS 32.9%

T	\$2,296,367	\$802,446 / 34.94%	0 / 0%	\$22,154 / 0.96%	\$780,292 / 33.98%	0 / 0%	0 / 0%	0 / 0%
N	\$4,627,361	\$1,432,481 / 30.96%	\$952 / 0.02%	\$71,890 / 1.55%	\$1,334,771 / 28.85%	0 / 0%	\$24,868 / 0.54%	0 / 0%
S	***	\$15 / 0.00%	0 / 0%	0 / 0%	\$15 / 0.00%	0 / 0%	0 / 0%	0 / 0%
-TC	0	0 / 0%	0 / 0%	0 / 0%	0 / 0%	0 / 0%	0 / 0%	0 / 0%
-I	0	0 / 0%	0 / 0%	0 / 0%	0 / 0%	0 / 0%	0 / 0%	0 / 0%
	\$6,923,728	\$2,234,941 / 65.90%	\$952 / 0.02%	\$94,044 / 2.52%	\$2,115,077 / 62.82%	0 / 0%	\$24,868 / 0.54%	0 / 0%

*** DOLLARS REPORTED BUT NOT SHOWN IN THESE COLUMNS. T=TREASURY, N=NON-TREASURY, S=SUBCONTRACTOR FUNDS & PROCUREMENT CARD HUB PURCHASES, TC=TERM CONTRACT, I= INTER GOVERNMENT



TEXAS HISTORICALLY UNDERUTILIZED BUSINESS (HUB) SEMI-ANNUAL REPORT RECEIVED FOR FISCAL YEAR 2024

SECTION VII - STATE AGENCY EXPENDITURE DATA

FUND TYPE	TOTAL EXPENDITURE	TOTAL SPENT WITH HUBS AMOUNT / %	BLACK AMOUNT / %	HISPANIC AMOUNT / %	WOMAN AMOUNT / %	ASIAN PACIFIC AMOUNT / %	NATIVE AMERICAN AMOUNT / %	SERVICE-DISABLED VETERAN AMOUNT / %
739 - TX TECH UNIV HEALTH SCIENCES CENTER - PROFESSIONAL SERVICES UNADJUSTED GOAL IS 23.7%								
T	\$473,183	\$2,650 / 0.56%	0 / 0%	0 / 0%	\$2,650 / 0.56%	0 / 0%	0 / 0%	0 / 0%
N	\$3,750,908	\$42,675 / 1.14%	\$42,675 / 1.14%	0 / 0%	0 / 0%	0 / 0%	0 / 0%	0 / 0%
S	***	0 / 0%	0 / 0%	0 / 0%	0 / 0%	0 / 0%	0 / 0%	0 / 0%
-TC	0	0 / 0%	0 / 0%	0 / 0%	0 / 0%	0 / 0%	0 / 0%	0 / 0%
-I	0	0 / 0%	0 / 0%	0 / 0%	0 / 0%	0 / 0%	0 / 0%	0 / 0%
	\$4,224,091	\$45,325 / 1.70%	\$42,675 / 1.14%	0 / 0%	\$2,650 / 0.56%	0 / 0%	0 / 0%	0 / 0%
739 - TX TECH UNIV HEALTH SCIENCES CENTER - OTHER SERVICES UNADJUSTED GOAL IS 26%								
T	\$5,452,949	\$743,785 / 13.64%	\$6,721 / 0.12%	\$250,222 / 4.59%	\$485,978 / 8.91%	\$864 / 0.02%	0 / 0%	0 / 0%
N	\$16,749,550	\$700,099 / 4.18%	\$22,591 / 0.13%	\$186,492 / 1.11%	\$340,957 / 2.04%	\$148,227 / 0.88%	\$1,832 / 0.01%	0 / 0%
S	***	\$187,512 / 8.31%	\$171,156 / 7.59%	0 / 0%	\$16,356 / 0.72%	0 / 0%	0 / 0%	0 / 0%
-TC	0	0 / 0%	0 / 0%	0 / 0%	0 / 0%	0 / 0%	0 / 0%	0 / 0%
-I	\$3,119	0 / 0%	0 / 0%	0 / 0%	0 / 0%	0 / 0%	0 / 0%	0 / 0%
	\$22,199,380	\$1,631,396 / 26.13%	\$200,468 / 7.84%	\$436,714 / 5.70%	\$843,292 / 11.67%	\$149,091 / 0.90%	\$1,832 / 0.01%	0 / 0%
739 - TX TECH UNIV HEALTH SCIENCES CENTER - COMMODITY PURCHASING UNADJUSTED GOAL IS 21.1%								
T	\$5,795,502	\$3,348,310 / 57.77%	\$1,052,386 / 18.16%	\$348,347 / 6.01%	\$1,585,576 / 27.36%	\$362,000 / 6.25%	0 / 0%	0 / 0%
N	\$25,903,361	\$5,586,643 / 21.57%	\$3,654,652 / 14.11%	\$874,875 / 3.38%	\$775,940 / 3.00%	\$281,176 / 1.09%	0 / 0%	0 / 0%
S	***	\$2,380 / 0.03%	0 / 0%	0 / 0%	\$2,380 / 0.03%	0 / 0%	0 / 0%	0 / 0%
-TC	0	0 / 0%	0 / 0%	0 / 0%	0 / 0%	0 / 0%	0 / 0%	0 / 0%
-I	0	0 / 0%	0 / 0%	0 / 0%	0 / 0%	0 / 0%	0 / 0%	0 / 0%
	\$31,698,863	\$8,937,333 / 79.37%	\$4,707,039 / 32.27%	\$1,223,222 / 9.39%	\$2,363,896 / 30.38%	\$643,176 / 7.33%	0 / 0%	0 / 0%

*** DOLLARS REPORTED BUT NOT SHOWN IN THESE COLUMNS. T=TREASURY, N=NON-TREASURY, S=SUBCONTRACTOR FUNDS & PROCUREMENT CARD HUB PURCHASES, TC=TERM CONTRACT, I= INTER GOVERNMENTAL



TEXAS HISTORICALLY UNDERUTILIZED BUSINESS (HUB) SEMI-ANNUAL REPORT RECEIVED FOR FISCAL YEAR 2024

SECTION VII - STATE AGENCY EXPENDITURE DATA

FUND TYPE	TOTAL EXPENDITURE	TOTAL SPENT WITH HUBS AMOUNT / %	BLACK AMOUNT / %	HISPANIC AMOUNT / %	WOMAN AMOUNT / %	ASIAN PACIFIC AMOUNT / %	NATIVE AMERICAN AMOUNT / %	SERVICE-DISABLED VETERAN AMOUNT / %
739 - TX TECH UNIV HEALTH SCIENCES CENTER - Statewide Grand Total Expenditures								
T	\$14,907,292	\$4,897,191 / 32.85%	\$1,059,107 / 7.10%	\$620,723 / 4.16%	\$2,854,496 / 19.15%	\$362,864 / 2.43%	0 / 0%	0 / 0%
N	\$52,993,993	\$8,038,450 / 15.17%	\$3,720,870 / 7.02%	\$1,133,257 / 2.14%	\$2,728,219 / 5.15%	\$429,403 / 0.81%	\$26,700 / 0.05%	0 / 0%
S	***	\$239,520 / 1.34%	\$171,156 / 0.96%	\$6,933 / 0.04%	\$61,431 / 0.34%	0 / 0%	0 / 0%	0 / 0%
-TC	0	0 / 0%	0 / 0%	0 / 0%	0 / 0%	0 / 0%	0 / 0%	0 / 0%
-I	\$3,119	0 / 0%	0 / 0%	0 / 0%	0 / 0%	0 / 0%	0 / 0%	0 / 0%
	\$67,898,166	\$13,175,160 / 49.36%	\$4,951,134 / 15.08%	\$1,760,913 / 6.34%	\$5,644,146 / 24.64%	\$792,268 / 3.24%	\$26,700 / 0.05%	0 / 0%

*** DOLLARS REPORTED BUT NOT SHOWN IN THESE COLUMNS. T=TREASURY, N=NON-TREASURY, S=SUBCONTRACTOR FUNDS & PROCUREMENT CARD HUB PURCHASES, TC=TERM CONTRACT, I= INTER GOVERNMENTAL



TEXAS HISTORICALLY UNDERUTILIZED BUSINESS (HUB) SEMI-ANNUAL REPORT RECEIVED FOR FISCAL YEAR 2024

SECTION VII - STATE AGENCY EXPENDITURE DATA

FUND TYPE	TOTAL EXPENDITURE	TOTAL SPENT WITH HUBS AMOUNT / %	BLACK AMOUNT / %	HISPANIC AMOUNT / %	WOMAN AMOUNT / %	ASIAN PACIFIC AMOUNT / %	NATIVE AMERICAN AMOUNT / %	SERVICE-DISABLED VETERAN AMOUNT / %
742 - UNIV OF TEX OF THE PERMIAN BASIN - HEAVY CONSTRUCTION UNADJUSTED GOAL IS 11.2%								
T	0	0 / 0%	0 / 0%	0 / 0%	0 / 0%	0 / 0%	0 / 0%	0 / 0%
N	0	0 / 0%	0 / 0%	0 / 0%	0 / 0%	0 / 0%	0 / 0%	0 / 0%
S	***	0 / 0%	0 / 0%	0 / 0%	0 / 0%	0 / 0%	0 / 0%	0 / 0%
-TC	0	0 / 0%	0 / 0%	0 / 0%	0 / 0%	0 / 0%	0 / 0%	0 / 0%
-I	0	0 / 0%	0 / 0%	0 / 0%	0 / 0%	0 / 0%	0 / 0%	0 / 0%
	0	0 / 0%	0 / 0%	0 / 0%	0 / 0%	0 / 0%	0 / 0%	0 / 0%
742 - UNIV OF TEX OF THE PERMIAN BASIN - BUILDING CONSTRUCTION UNADJUSTED GOAL IS 21.1%								
T	0	0 / 0%	0 / 0%	0 / 0%	0 / 0%	0 / 0%	0 / 0%	0 / 0%
N	0	0 / 0%	0 / 0%	0 / 0%	0 / 0%	0 / 0%	0 / 0%	0 / 0%
S	***	0 / 0%	0 / 0%	0 / 0%	0 / 0%	0 / 0%	0 / 0%	0 / 0%
-TC	0	0 / 0%	0 / 0%	0 / 0%	0 / 0%	0 / 0%	0 / 0%	0 / 0%
-I	0	0 / 0%	0 / 0%	0 / 0%	0 / 0%	0 / 0%	0 / 0%	0 / 0%
	0	0 / 0%	0 / 0%	0 / 0%	0 / 0%	0 / 0%	0 / 0%	0 / 0%
742 - UNIV OF TEX OF THE PERMIAN BASIN - SPECIAL TRADE UNADJUSTED GOAL IS 32.9%								
T	0	0 / 0%	0 / 0%	0 / 0%	0 / 0%	0 / 0%	0 / 0%	0 / 0%
N	\$3,508,958	\$109,064 / 3.11%	0 / 0%	\$56,402 / 1.61%	0 / 0%	0 / 0%	\$52,662 / 1.50%	0 / 0%
S	***	0 / 0%	0 / 0%	0 / 0%	0 / 0%	0 / 0%	0 / 0%	0 / 0%
-TC	0	0 / 0%	0 / 0%	0 / 0%	0 / 0%	0 / 0%	0 / 0%	0 / 0%
-I	0	0 / 0%	0 / 0%	0 / 0%	0 / 0%	0 / 0%	0 / 0%	0 / 0%
	\$3,508,958	\$109,064 / 3.11%	0 / 0%	\$56,402 / 1.61%	0 / 0%	0 / 0%	\$52,662 / 1.50%	0 / 0%

*** DOLLARS REPORTED BUT NOT SHOWN IN THESE COLUMNS. T=TREASURY, N=NON-TREASURY, S=SUBCONTRACTOR FUNDS & PROCUREMENT CARD HUB PURCHASES, TC=TERM CONTRACT, I= INTER GOVERNMENT



TEXAS HISTORICALLY UNDERUTILIZED BUSINESS (HUB) SEMI-ANNUAL REPORT RECEIVED FOR FISCAL YEAR 2024

SECTION VII - STATE AGENCY EXPENDITURE DATA

FUND TYPE	TOTAL EXPENDITURE	TOTAL SPENT WITH HUBS AMOUNT / %	BLACK AMOUNT / %	HISPANIC AMOUNT / %	WOMAN AMOUNT / %	ASIAN PACIFIC AMOUNT / %	NATIVE AMERICAN AMOUNT / %	SERVICE-DISABLED VETERAN AMOUNT / %
742 - UNIV OF TEX OF THE PERMIAN BASIN - PROFESSIONAL SERVICES UNADJUSTED GOAL IS 23.7%								
T	0	0 / 0%	0 / 0%	0 / 0%	0 / 0%	0 / 0%	0 / 0%	0 / 0%
N	\$339,548	0 / 0%	0 / 0%	0 / 0%	0 / 0%	0 / 0%	0 / 0%	0 / 0%
S	***	0 / 0%	0 / 0%	0 / 0%	0 / 0%	0 / 0%	0 / 0%	0 / 0%
-TC	0	0 / 0%	0 / 0%	0 / 0%	0 / 0%	0 / 0%	0 / 0%	0 / 0%
-I	0	0 / 0%	0 / 0%	0 / 0%	0 / 0%	0 / 0%	0 / 0%	0 / 0%
	\$339,548	0 / 0%	0 / 0%	0 / 0%	0 / 0%	0 / 0%	0 / 0%	0 / 0%

742 - UNIV OF TEX OF THE PERMIAN BASIN - OTHER SERVICES UNADJUSTED GOAL IS 26%								
T	0	0 / 0%	0 / 0%	0 / 0%	0 / 0%	0 / 0%	0 / 0%	0 / 0%
N	\$7,042,371	\$655,426 / 9.31%	\$5,000 / 0.07%	\$630,073 / 8.95%	0 / 0%	\$210 / 0.00%	\$20,143 / 0.29%	0 / 0%
S	***	0 / 0%	0 / 0%	0 / 0%	0 / 0%	0 / 0%	0 / 0%	0 / 0%
-TC	0	0 / 0%	0 / 0%	0 / 0%	0 / 0%	0 / 0%	0 / 0%	0 / 0%
-I	0	0 / 0%	0 / 0%	0 / 0%	0 / 0%	0 / 0%	0 / 0%	0 / 0%
	\$7,042,371	\$655,426 / 9.31%	\$5,000 / 0.07%	\$630,073 / 8.95%	0 / 0%	\$210 / 0.00%	\$20,143 / 0.29%	0 / 0%

742 - UNIV OF TEX OF THE PERMIAN BASIN - COMMODITY PURCHASING UNADJUSTED GOAL IS 21.1%								
T	0	0 / 0%	0 / 0%	0 / 0%	0 / 0%	0 / 0%	0 / 0%	0 / 0%
N	\$2,704,043	\$371,433 / 13.74%	\$10,701 / 0.40%	\$112,442 / 4.16%	\$33,746 / 1.25%	\$130,895 / 4.84%	\$83,649 / 3.09%	0 / 0%
S	***	\$3,509 / 0.17%	0 / 0%	0 / 0%	\$3,509 / 0.17%	0 / 0%	0 / 0%	0 / 0%
-TC	0	0 / 0%	0 / 0%	0 / 0%	0 / 0%	0 / 0%	0 / 0%	0 / 0%
-I	0	0 / 0%	0 / 0%	0 / 0%	0 / 0%	0 / 0%	0 / 0%	0 / 0%
	\$2,704,043	\$374,942 / 13.91%	\$10,701 / 0.40%	\$112,442 / 4.16%	\$37,255 / 1.42%	\$130,895 / 4.84%	\$83,649 / 3.09%	0 / 0%

*** DOLLARS REPORTED BUT NOT SHOWN IN THESE COLUMNS. T=TREASURY, N=NON-TREASURY, S=SUBCONTRACTOR FUNDS & PROCUREMENT CARD HUB PURCHASES, TC=TERM CONTRACT, I= INTER GOVERNMENTAL



TEXAS HISTORICALLY UNDERUTILIZED BUSINESS (HUB) SEMI-ANNUAL REPORT RECEIVED FOR FISCAL YEAR 2024

SECTION VII - STATE AGENCY EXPENDITURE DATA

FUND TYPE	TOTAL EXPENDITURE	TOTAL SPENT WITH HUBS AMOUNT / %	BLACK AMOUNT / %	HISPANIC AMOUNT / %	WOMAN AMOUNT / %	ASIAN PACIFIC AMOUNT / %	NATIVE AMERICAN AMOUNT / %	SERVICE-DISABLED VETERAN AMOUNT / %
742 - UNIV OF TEX OF THE PERMIAN BASIN - Statewide Grand Total Expenditures								
T	0	0 / 0%	0 / 0%	0 / 0%	0 / 0%	0 / 0%	0 / 0%	0 / 0%
N	\$13,594,920	\$1,135,923 / 8.36%	\$15,701 / 0.12%	\$798,918 / 5.88%	\$33,746 / 0.25%	\$131,105 / 0.96%	\$156,453 / 1.15%	0 / 0%
S	***	\$3,509 / 0.05%	0 / 0%	0 / 0%	\$3,509 / 0.05%	0 / 0%	0 / 0%	0 / 0%
-TC	0	0 / 0%	0 / 0%	0 / 0%	0 / 0%	0 / 0%	0 / 0%	0 / 0%
-I	0	0 / 0%	0 / 0%	0 / 0%	0 / 0%	0 / 0%	0 / 0%	0 / 0%
	\$13,594,920	\$1,139,431 / 8.41%	\$15,701 / 0.12%	\$798,918 / 5.88%	\$37,255 / 0.30%	\$131,105 / 0.96%	\$156,453 / 1.15%	0 / 0%

*** DOLLARS REPORTED BUT NOT SHOWN IN THESE COLUMNS. T=TREASURY, N=NON-TREASURY, S=SUBCONTRACTOR FUNDS & PROCUREMENT CARD HUB PURCHASES, TC=TERM CONTRACT, I= INTER GOVERNMENTAL



TEXAS HISTORICALLY UNDERUTILIZED BUSINESS (HUB) SEMI-ANNUAL REPORT RECEIVED FOR FISCAL YEAR 2024

SECTION VII - STATE AGENCY EXPENDITURE DATA

FUND TYPE	TOTAL EXPENDITURE	TOTAL SPENT WITH HUBS AMOUNT / %	BLACK AMOUNT / %	HISPANIC AMOUNT / %	WOMAN AMOUNT / %	ASIAN PACIFIC AMOUNT / %	NATIVE AMERICAN AMOUNT / %	SERVICE-DISABLED VETERAN AMOUNT / %
743 - UNIVERSITY OF TEXAS AT SAN ANTONIO - HEAVY CONSTRUCTION UNADJUSTED GOAL IS 11.2%								
T	0	0 / 0%	0 / 0%	0 / 0%	0 / 0%	0 / 0%	0 / 0%	0 / 0%
N	\$597,445	\$167,684 / 28.07%	0 / 0%	0 / 0%	\$167,684 / 28.07%	0 / 0%	0 / 0%	0 / 0%
S	***	0 / 0%	0 / 0%	0 / 0%	0 / 0%	0 / 0%	0 / 0%	0 / 0%
-TC	0	0 / 0%	0 / 0%	0 / 0%	0 / 0%	0 / 0%	0 / 0%	0 / 0%
-I	0	0 / 0%	0 / 0%	0 / 0%	0 / 0%	0 / 0%	0 / 0%	0 / 0%
	\$597,445	\$167,684 / 28.07%	0 / 0%	0 / 0%	\$167,684 / 28.07%	0 / 0%	0 / 0%	0 / 0%

743 - UNIVERSITY OF TEXAS AT SAN ANTONIO - BUILDING CONSTRUCTION UNADJUSTED GOAL IS 21.1%								
T	0	0 / 0%	0 / 0%	0 / 0%	0 / 0%	0 / 0%	0 / 0%	0 / 0%
N	\$9,947,832	\$113,932 / 1.15%	0 / 0%	\$65,233 / 0.66%	\$17,391 / 0.17%	0 / 0%	0 / 0%	\$31,308 / 0.31%
S	***	\$2,724,625 / 27.44%	0 / 0%	\$1,817,123 / 18.30%	\$907,502 / 9.14%	0 / 0%	0 / 0%	0 / 0%
-TC	0	0 / 0%	0 / 0%	0 / 0%	0 / 0%	0 / 0%	0 / 0%	0 / 0%
-I	0	0 / 0%	0 / 0%	0 / 0%	0 / 0%	0 / 0%	0 / 0%	0 / 0%
	\$9,947,832	\$2,838,557 / 28.59%	0 / 0%	\$1,882,356 / 18.96%	\$924,893 / 9.31%	0 / 0%	0 / 0%	\$31,308 / 0.31%

743 - UNIVERSITY OF TEXAS AT SAN ANTONIO - SPECIAL TRADE UNADJUSTED GOAL IS 32.9%								
T	0	0 / 0%	0 / 0%	0 / 0%	0 / 0%	0 / 0%	0 / 0%	0 / 0%
N	\$9,139,394	\$2,056,625 / 22.50%	0 / 0%	\$1,880,453 / 20.58%	\$176,172 / 1.93%	0 / 0%	0 / 0%	0 / 0%
S	***	\$1,046,466 / 21.53%	0 / 0%	\$1,043,336 / 21.46%	\$3,129 / 0.06%	0 / 0%	0 / 0%	0 / 0%
-TC	0	0 / 0%	0 / 0%	0 / 0%	0 / 0%	0 / 0%	0 / 0%	0 / 0%
-I	0	0 / 0%	0 / 0%	0 / 0%	0 / 0%	0 / 0%	0 / 0%	0 / 0%
	\$9,139,394	\$3,103,091 / 44.03%	0 / 0%	\$2,923,789 / 42.04%	\$179,302 / 1.99%	0 / 0%	0 / 0%	0 / 0%

*** DOLLARS REPORTED BUT NOT SHOWN IN THESE COLUMNS. T=TREASURY, N=NON-TREASURY, S=SUBCONTRACTOR FUNDS & PROCUREMENT CARD HUB PURCHASES, TC=TERM CONTRACT, I= INTER GOVERNMENTAL



TEXAS HISTORICALLY UNDERUTILIZED BUSINESS (HUB) SEMI-ANNUAL REPORT RECEIVED FOR FISCAL YEAR 2024

SECTION VII - STATE AGENCY EXPENDITURE DATA

FUND TYPE	TOTAL EXPENDITURE	TOTAL SPENT WITH HUBS AMOUNT / %	BLACK AMOUNT / %	HISPANIC AMOUNT / %	WOMAN AMOUNT / %	ASIAN PACIFIC AMOUNT / %	NATIVE AMERICAN AMOUNT / %	SERVICE-DISABLED VETERAN AMOUNT / %
743 - UNIVERSITY OF TEXAS AT SAN ANTONIO - PROFESSIONAL SERVICES UNADJUSTED GOAL IS 23.7%								
T	0	0 / 0%	0 / 0%	0 / 0%	0 / 0%	0 / 0%	0 / 0%	0 / 0%
N	\$5,476,938	\$148,079 / 2.70%	0 / 0%	0 / 0%	\$148,079 / 2.70%	0 / 0%	0 / 0%	0 / 0%
S	***	\$3,527,143 / 64.83%	\$171,829 / 3.16%	\$1,368,971 / 25.16%	\$557,939 / 10.26%	\$793,344 / 14.58%	\$634,500 / 11.66%	\$561 / 0.01%
-TC	0	0 / 0%	0 / 0%	0 / 0%	0 / 0%	0 / 0%	0 / 0%	0 / 0%
-I	0	0 / 0%	0 / 0%	0 / 0%	0 / 0%	0 / 0%	0 / 0%	0 / 0%
	\$5,476,938	\$3,675,222 / 67.54%	\$171,829 / 3.16%	\$1,368,971 / 25.16%	\$706,018 / 12.96%	\$793,344 / 14.58%	\$634,500 / 11.66%	\$561 / 0.01%

743 - UNIVERSITY OF TEXAS AT SAN ANTONIO - OTHER SERVICES UNADJUSTED GOAL IS 26%								
T	0	0 / 0%	0 / 0%	0 / 0%	0 / 0%	0 / 0%	0 / 0%	0 / 0%
N	\$14,839,491	\$4,552,567 / 30.68%	\$322,973 / 2.18%	\$485,164 / 3.27%	\$3,461,039 / 23.32%	\$252,348 / 1.70%	\$25,518 / 0.17%	\$5,526 / 0.04%
S	***	0 / 0%	0 / 0%	0 / 0%	0 / 0%	0 / 0%	0 / 0%	0 / 0%
-TC	0	0 / 0%	0 / 0%	0 / 0%	0 / 0%	0 / 0%	0 / 0%	0 / 0%
-I	0	0 / 0%	0 / 0%	0 / 0%	0 / 0%	0 / 0%	0 / 0%	0 / 0%
	\$14,839,491	\$4,552,567 / 30.68%	\$322,973 / 2.18%	\$485,164 / 3.27%	\$3,461,039 / 23.32%	\$252,348 / 1.70%	\$25,518 / 0.17%	\$5,526 / 0.04%

743 - UNIVERSITY OF TEXAS AT SAN ANTONIO - COMMODITY PURCHASING UNADJUSTED GOAL IS 21.1%								
T	0	0 / 0%	0 / 0%	0 / 0%	0 / 0%	0 / 0%	0 / 0%	0 / 0%
N	\$21,146,095	\$7,802,625 / 36.90%	\$1,778,106 / 8.41%	\$2,199,616 / 10.40%	\$3,737,564 / 17.67%	\$81,061 / 0.38%	0 / 0%	\$6,277 / 0.03%
S	***	0 / 0%	0 / 0%	0 / 0%	0 / 0%	0 / 0%	0 / 0%	0 / 0%
-TC	0	0 / 0%	0 / 0%	0 / 0%	0 / 0%	0 / 0%	0 / 0%	0 / 0%
-I	0	0 / 0%	0 / 0%	0 / 0%	0 / 0%	0 / 0%	0 / 0%	0 / 0%
	\$21,146,095	\$7,802,625 / 36.90%	\$1,778,106 / 8.41%	\$2,199,616 / 10.40%	\$3,737,564 / 17.67%	\$81,061 / 0.38%	0 / 0%	\$6,277 / 0.03%

*** DOLLARS REPORTED BUT NOT SHOWN IN THESE COLUMNS. T=TREASURY, N=NON-TREASURY, S=SUBCONTRACTOR FUNDS & PROCUREMENT CARD HUB PURCHASES, TC=TERM CONTRACT, I= INTER GOVERNMENTAL



TEXAS HISTORICALLY UNDERUTILIZED BUSINESS (HUB) SEMI-ANNUAL REPORT RECEIVED FOR FISCAL YEAR 2024

SECTION VII - STATE AGENCY EXPENDITURE DATA

FUND TYPE	TOTAL EXPENDITURE	TOTAL SPENT WITH HUBS AMOUNT / %	BLACK AMOUNT / %	HISPANIC AMOUNT / %	WOMAN AMOUNT / %	ASIAN PACIFIC AMOUNT / %	NATIVE AMERICAN AMOUNT / %	SERVICE-DISABLED VETERAN AMOUNT / %
743 - UNIVERSITY OF TEXAS AT SAN ANTONIO - Statewide Grand Total Expenditures								
T	0	0 / 0%	0 / 0%	0 / 0%	0 / 0%	0 / 0%	0 / 0%	0 / 0%
N	\$61,147,195	\$14,841,512 / 24.27%	\$2,101,079 / 3.44%	\$4,630,466 / 7.57%	\$7,707,930 / 12.61%	\$333,409 / 0.55%	\$25,518 / 0.04%	\$43,111 / 0.07%
S	***	\$7,298,235 / 36.07%	\$171,829 / 0.85%	\$4,229,430 / 20.91%	\$1,468,570 / 7.26%	\$793,344 / 3.92%	\$634,500 / 3.14%	\$561 / 0.00%
-TC	0	0 / 0%	0 / 0%	0 / 0%	0 / 0%	0 / 0%	0 / 0%	0 / 0%
-I	0	0 / 0%	0 / 0%	0 / 0%	0 / 0%	0 / 0%	0 / 0%	0 / 0%
	\$61,147,195	\$22,139,747 / 60.35%	\$2,272,908 / 4.29%	\$8,859,897 / 28.48%	\$9,176,500 / 19.86%	\$1,126,753 / 4.47%	\$660,018 / 3.18%	\$43,672 / 0.07%

*** DOLLARS REPORTED BUT NOT SHOWN IN THESE COLUMNS. T=TREASURY, N=NON-TREASURY, S=SUBCONTRACTOR FUNDS & PROCUREMENT CARD HUB PURCHASES, TC=TERM CONTRACT, I= INTER GOVERNMENTAL



TEXAS HISTORICALLY UNDERUTILIZED BUSINESS (HUB) SEMI-ANNUAL REPORT RECEIVED FOR FISCAL YEAR 2024

SECTION VII - STATE AGENCY EXPENDITURE DATA

FUND TYPE	TOTAL EXPENDITURE	TOTAL SPENT WITH HUBS AMOUNT / %	BLACK AMOUNT / %	HISPANIC AMOUNT / %	WOMAN AMOUNT / %	ASIAN PACIFIC AMOUNT / %	NATIVE AMERICAN AMOUNT / %	SERVICE-DISABLED VETERAN AMOUNT / %
-----------	-------------------	----------------------------------	------------------	---------------------	------------------	--------------------------	----------------------------	-------------------------------------

744 - UT HEALTH SCIENCE CENTER - HOUSTON - HEAVY CONSTRUCTION UNADJUSTED GOAL IS 11.2%

T	0	0 / 0%	0 / 0%	0 / 0%	0 / 0%	0 / 0%	0 / 0%	0 / 0%
N	0	0 / 0%	0 / 0%	0 / 0%	0 / 0%	0 / 0%	0 / 0%	0 / 0%
S	***	0 / 0%	0 / 0%	0 / 0%	0 / 0%	0 / 0%	0 / 0%	0 / 0%
-TC	0	0 / 0%	0 / 0%	0 / 0%	0 / 0%	0 / 0%	0 / 0%	0 / 0%
-I	0	0 / 0%	0 / 0%	0 / 0%	0 / 0%	0 / 0%	0 / 0%	0 / 0%
	0	0 / 0%	0 / 0%	0 / 0%	0 / 0%	0 / 0%	0 / 0%	0 / 0%

744 - UT HEALTH SCIENCE CENTER - HOUSTON - BUILDING CONSTRUCTION UNADJUSTED GOAL IS 21.1%

T	0	0 / 0%	0 / 0%	0 / 0%	0 / 0%	0 / 0%	0 / 0%	0 / 0%
N	\$22,330,686	\$85,310 / 0.38%	0 / 0%	\$10,925 / 0.05%	\$74,385 / 0.33%	0 / 0%	0 / 0%	0 / 0%
S	***	\$3,452,373 / 15.47%	0 / 0%	\$937,866 / 4.20%	\$2,514,506 / 11.27%	0 / 0%	0 / 0%	0 / 0%
-TC	\$16,111	0 / 0%	0 / 0%	0 / 0%	0 / 0%	0 / 0%	0 / 0%	0 / 0%
-I	0	0 / 0%	0 / 0%	0 / 0%	0 / 0%	0 / 0%	0 / 0%	0 / 0%
	\$22,314,575	\$3,537,683 / 15.85%	0 / 0%	\$948,791 / 4.25%	\$2,588,892 / 11.60%	0 / 0%	0 / 0%	0 / 0%

744 - UT HEALTH SCIENCE CENTER - HOUSTON - SPECIAL TRADE UNADJUSTED GOAL IS 32.9%

T	0	0 / 0%	0 / 0%	0 / 0%	0 / 0%	0 / 0%	0 / 0%	0 / 0%
N	\$17,340,944	\$821,824 / 4.74%	\$19,433 / 0.11%	\$400,315 / 2.31%	\$396,974 / 2.29%	\$5,102 / 0.03%	0 / 0%	0 / 0%
S	***	\$70,854 / 0.41%	0 / 0%	\$62,992 / 0.36%	\$7,863 / 0.05%	0 / 0%	0 / 0%	0 / 0%
-TC	\$242,328	0 / 0%	0 / 0%	0 / 0%	0 / 0%	0 / 0%	0 / 0%	0 / 0%
-I	0	0 / 0%	0 / 0%	0 / 0%	0 / 0%	0 / 0%	0 / 0%	0 / 0%
	\$17,098,616	\$892,678 / 5.15%	\$19,433 / 0.11%	\$463,306 / 2.67%	\$404,837 / 2.33%	\$5,102 / 0.03%	0 / 0%	0 / 0%

*** DOLLARS REPORTED BUT NOT SHOWN IN THESE COLUMNS. T=TREASURY, N=NON-TREASURY, S=SUBCONTRACTOR FUNDS & PROCUREMENT CARD HUB PURCHASES, TC=TERM CONTRACT, I= INTER GOVERNMENTAL



TEXAS HISTORICALLY UNDERUTILIZED BUSINESS (HUB) SEMI-ANNUAL REPORT RECEIVED FOR FISCAL YEAR 2024

SECTION VII - STATE AGENCY EXPENDITURE DATA

FUND TYPE	TOTAL EXPENDITURE	TOTAL SPENT WITH HUBS AMOUNT / %	BLACK AMOUNT / %	HISPANIC AMOUNT / %	WOMAN AMOUNT / %	ASIAN PACIFIC AMOUNT / %	NATIVE AMERICAN AMOUNT / %	SERVICE-DISABLED VETERAN AMOUNT / %
-----------	-------------------	----------------------------------	------------------	---------------------	------------------	--------------------------	----------------------------	-------------------------------------

744 - UT HEALTH SCIENCE CENTER - HOUSTON - PROFESSIONAL SERVICES UNADJUSTED GOAL IS 23.7%

T	0	0 / 0%	0 / 0%	0 / 0%	0 / 0%	0 / 0%	0 / 0%	0 / 0%
N	\$987,437	\$32,123 / 3.25%	\$280 / 0.03%	\$21,300 / 2.16%	\$9,588 / 0.97%	\$955 / 0.10%	0 / 0%	0 / 0%
S	***	0 / 0%	0 / 0%	0 / 0%	0 / 0%	0 / 0%	0 / 0%	0 / 0%
-TC	\$6,663	0 / 0%	0 / 0%	0 / 0%	0 / 0%	0 / 0%	0 / 0%	0 / 0%
-I	0	0 / 0%	0 / 0%	0 / 0%	0 / 0%	0 / 0%	0 / 0%	0 / 0%
	\$980,774	\$32,123 / 3.25%	\$280 / 0.03%	\$21,300 / 2.16%	\$9,588 / 0.97%	\$955 / 0.10%	0 / 0%	0 / 0%

744 - UT HEALTH SCIENCE CENTER - HOUSTON - OTHER SERVICES UNADJUSTED GOAL IS 26%

T	0	0 / 0%	0 / 0%	0 / 0%	0 / 0%	0 / 0%	0 / 0%	0 / 0%
N	\$44,905,630	\$5,464,382 / 12.17%	\$220,555 / 0.49%	\$2,471,148 / 5.50%	\$815,308 / 1.82%	\$1,074,475 / 2.39%	\$87,899 / 0.20%	\$794,997 / 1.77%
S	***	\$387,350 / 1.80%	0 / 0%	\$191 / 0.00%	\$387,159 / 1.80%	0 / 0%	0 / 0%	0 / 0%
-TC	\$1,310,570	0 / 0%	0 / 0%	0 / 0%	0 / 0%	0 / 0%	0 / 0%	0 / 0%
-I	0	0 / 0%	0 / 0%	0 / 0%	0 / 0%	0 / 0%	0 / 0%	0 / 0%
	\$43,595,060	\$5,851,732 / 13.97%	\$220,555 / 0.49%	\$2,471,339 / 5.50%	\$1,202,467 / 3.62%	\$1,074,475 / 2.39%	\$87,899 / 0.20%	\$794,997 / 1.77%

744 - UT HEALTH SCIENCE CENTER - HOUSTON - COMMODITY PURCHASING UNADJUSTED GOAL IS 21.1%

T	0	0 / 0%	0 / 0%	0 / 0%	0 / 0%	0 / 0%	0 / 0%	0 / 0%
N	\$79,973,945	\$10,608,920 / 13.27%	\$4,050,930 / 5.07%	\$4,210,322 / 5.26%	\$906,129 / 1.13%	\$1,353,954 / 1.69%	\$5,272 / 0.01%	\$82,313 / 0.10%
S	***	\$3,086,280 / 8.52%	\$3,085,502 / 8.52%	\$686 / 0.00%	\$92 / 0.00%	0 / 0%	0 / 0%	0 / 0%
-TC	\$2,475,156	0 / 0%	0 / 0%	0 / 0%	0 / 0%	0 / 0%	0 / 0%	0 / 0%
-I	0	0 / 0%	0 / 0%	0 / 0%	0 / 0%	0 / 0%	0 / 0%	0 / 0%
	\$77,498,789	\$13,695,201 / 21.78%	\$7,136,432 / 13.58%	\$4,211,008 / 5.27%	\$906,221 / 1.13%	\$1,353,954 / 1.69%	\$5,272 / 0.01%	\$82,313 / 0.10%

*** DOLLARS REPORTED BUT NOT SHOWN IN THESE COLUMNS. T=TREASURY, N=NON-TREASURY, S=SUBCONTRACTOR FUNDS & PROCUREMENT CARD HUB PURCHASES, TC=TERM CONTRACT, I= INTER GOVERNMENTAL



TEXAS HISTORICALLY UNDERUTILIZED BUSINESS (HUB) SEMI-ANNUAL REPORT RECEIVED FOR FISCAL YEAR 2024

SECTION VII - STATE AGENCY EXPENDITURE DATA

FUND TYPE	TOTAL EXPENDITURE	TOTAL SPENT WITH HUBS AMOUNT / %	BLACK AMOUNT / %	HISPANIC AMOUNT / %	WOMAN AMOUNT / %	ASIAN PACIFIC AMOUNT / %	NATIVE AMERICAN AMOUNT / %	SERVICE-DISABLED VETERAN AMOUNT / %
744 - UT HEALTH SCIENCE CENTER - HOUSTON - Statewide Grand Total Expenditures								
T	0	0 / 0%	0 / 0%	0 / 0%	0 / 0%	0 / 0%	0 / 0%	0 / 0%
N	\$165,538,641	\$17,012,560 / 10.28%	\$4,291,198 / 2.59%	\$7,114,010 / 4.30%	\$2,202,385 / 1.33%	\$2,434,486 / 1.47%	\$93,172 / 0.06%	\$877,310 / 0.53%
S	***	\$6,996,857 / 7.19%	\$3,085,502 / 3.17%	\$1,001,734 / 1.03%	\$2,909,620 / 2.99%	0 / 0%	0 / 0%	0 / 0%
-TC	\$4,050,828	0 / 0%	0 / 0%	0 / 0%	0 / 0%	0 / 0%	0 / 0%	0 / 0%
-I	0	0 / 0%	0 / 0%	0 / 0%	0 / 0%	0 / 0%	0 / 0%	0 / 0%
	\$161,487,813	\$24,009,416 / 17.46%	\$7,376,700 / 5.76%	\$8,115,744 / 5.33%	\$5,112,005 / 4.32%	\$2,434,486 / 1.47%	\$93,172 / 0.06%	\$877,310 / 0.53%

*** DOLLARS REPORTED BUT NOT SHOWN IN THESE COLUMNS. T=TREASURY, N=NON-TREASURY, S=SUBCONTRACTOR FUNDS & PROCUREMENT CARD HUB PURCHASES, TC=TERM CONTRACT, I= INTER GOVERNMENTAL



TEXAS HISTORICALLY UNDERUTILIZED BUSINESS (HUB) SEMI-ANNUAL REPORT RECEIVED FOR FISCAL YEAR 2024

SECTION VII - STATE AGENCY EXPENDITURE DATA

FUND TYPE	TOTAL EXPENDITURE	TOTAL SPENT WITH HUBS AMOUNT / %	BLACK AMOUNT / %	HISPANIC AMOUNT / %	WOMAN AMOUNT / %	ASIAN PACIFIC AMOUNT / %	NATIVE AMERICAN AMOUNT / %	SERVICE-DISABLED VETERAN AMOUNT / %
-----------	-------------------	----------------------------------	------------------	---------------------	------------------	--------------------------	----------------------------	-------------------------------------

745 - UT HEALTH SCIENCE CENTER-SAN ANTONIO - HEAVY CONSTRUCTION UNADJUSTED GOAL IS 11.2%

T	0	0 / 0%	0 / 0%	0 / 0%	0 / 0%	0 / 0%	0 / 0%	0 / 0%
N	0	0 / 0%	0 / 0%	0 / 0%	0 / 0%	0 / 0%	0 / 0%	0 / 0%
S	***	0 / 0%	0 / 0%	0 / 0%	0 / 0%	0 / 0%	0 / 0%	0 / 0%
-TC	0	0 / 0%	0 / 0%	0 / 0%	0 / 0%	0 / 0%	0 / 0%	0 / 0%
-I	0	0 / 0%	0 / 0%	0 / 0%	0 / 0%	0 / 0%	0 / 0%	0 / 0%
	0	0 / 0%	0 / 0%	0 / 0%	0 / 0%	0 / 0%	0 / 0%	0 / 0%

745 - UT HEALTH SCIENCE CENTER-SAN ANTONIO - BUILDING CONSTRUCTION UNADJUSTED GOAL IS 21.1%

T	0	0 / 0%	0 / 0%	0 / 0%	0 / 0%	0 / 0%	0 / 0%	0 / 0%
N	\$96,893,947	\$20,291 / 0.02%	0 / 0%	\$6,281 / 0.01%	\$14,010 / 0.01%	0 / 0%	0 / 0%	0 / 0%
S	***	\$26,948,153 / 27.81%	\$2,388,681 / 2.47%	\$10,391,508 / 10.73%	\$11,288,227 / 11.65%	\$2,877,151 / 2.97%	\$2,587 / 0.00%	0 / 0%
-TC	0	0 / 0%	0 / 0%	0 / 0%	0 / 0%	0 / 0%	0 / 0%	0 / 0%
-I	0	0 / 0%	0 / 0%	0 / 0%	0 / 0%	0 / 0%	0 / 0%	0 / 0%
	\$96,893,947	\$26,968,444 / 27.83%	\$2,388,681 / 2.47%	\$10,397,789 / 10.73%	\$11,302,237 / 11.67%	\$2,877,151 / 2.97%	\$2,587 / 0.00%	0 / 0%

745 - UT HEALTH SCIENCE CENTER-SAN ANTONIO - SPECIAL TRADE UNADJUSTED GOAL IS 32.9%

T	0	0 / 0%	0 / 0%	0 / 0%	0 / 0%	0 / 0%	0 / 0%	0 / 0%
N	\$5,416,939	\$323,871 / 5.98%	0 / 0%	\$233,730 / 4.31%	\$49,370 / 0.91%	0 / 0%	\$39,564 / 0.73%	\$1,207 / 0.02%
S	***	\$912,381 / 17.22%	0 / 0%	\$227,090 / 4.29%	\$414,692 / 7.83%	\$270,599 / 5.11%	0 / 0%	0 / 0%
-TC	0	0 / 0%	0 / 0%	0 / 0%	0 / 0%	0 / 0%	0 / 0%	0 / 0%
-I	0	0 / 0%	0 / 0%	0 / 0%	0 / 0%	0 / 0%	0 / 0%	0 / 0%
	\$5,416,939	\$1,236,252 / 23.20%	0 / 0%	\$460,820 / 8.60%	\$464,062 / 8.74%	\$270,599 / 5.11%	\$39,564 / 0.73%	\$1,207 / 0.02%

*** DOLLARS REPORTED BUT NOT SHOWN IN THESE COLUMNS. T=TREASURY, N=NON-TREASURY, S=SUBCONTRACTOR FUNDS & PROCUREMENT CARD HUB PURCHASES, TC=TERM CONTRACT, I= INTER GOVERNMENTAL



TEXAS HISTORICALLY UNDERUTILIZED BUSINESS (HUB) SEMI-ANNUAL REPORT RECEIVED FOR FISCAL YEAR 2024

SECTION VII - STATE AGENCY EXPENDITURE DATA

FUND TYPE	TOTAL EXPENDITURE	TOTAL SPENT WITH HUBS AMOUNT / %	BLACK AMOUNT / %	HISPANIC AMOUNT / %	WOMAN AMOUNT / %	ASIAN PACIFIC AMOUNT / %	NATIVE AMERICAN AMOUNT / %	SERVICE-DISABLED VETERAN AMOUNT / %
745 - UT HEALTH SCIENCE CENTER-SAN ANTONIO - PROFESSIONAL SERVICES UNADJUSTED GOAL IS 23.7%								
T	0	0 / 0%	0 / 0%	0 / 0%	0 / 0%	0 / 0%	0 / 0%	0 / 0%
N	\$5,269,133	\$64,234 / 1.22%	0 / 0%	\$54,234 / 1.03%	\$10,000 / 0.19%	0 / 0%	0 / 0%	0 / 0%
S	***	0 / 0%	0 / 0%	0 / 0%	0 / 0%	0 / 0%	0 / 0%	0 / 0%
-TC	0	0 / 0%	0 / 0%	0 / 0%	0 / 0%	0 / 0%	0 / 0%	0 / 0%
-I	0	0 / 0%	0 / 0%	0 / 0%	0 / 0%	0 / 0%	0 / 0%	0 / 0%
	\$5,269,133	\$64,234 / 1.22%	0 / 0%	\$54,234 / 1.03%	\$10,000 / 0.19%	0 / 0%	0 / 0%	0 / 0%
745 - UT HEALTH SCIENCE CENTER-SAN ANTONIO - OTHER SERVICES UNADJUSTED GOAL IS 26%								
T	0	0 / 0%	0 / 0%	0 / 0%	0 / 0%	0 / 0%	0 / 0%	0 / 0%
N	\$58,062,117	\$5,120,477 / 8.82%	\$19,429 / 0.03%	\$1,497,167 / 2.58%	\$2,594,116 / 4.47%	\$947,365 / 1.63%	0 / 0%	\$62,400 / 0.11%
S	***	\$160,039 / 0.82%	0 / 0%	\$102,419 / 0.52%	\$57,620 / 0.30%	0 / 0%	0 / 0%	0 / 0%
-TC	0	0 / 0%	0 / 0%	0 / 0%	0 / 0%	0 / 0%	0 / 0%	0 / 0%
-I	0	0 / 0%	0 / 0%	0 / 0%	0 / 0%	0 / 0%	0 / 0%	0 / 0%
	\$58,062,117	\$5,280,516 / 9.64%	\$19,429 / 0.03%	\$1,599,586 / 3.10%	\$2,651,736 / 4.76%	\$947,365 / 1.63%	0 / 0%	\$62,400 / 0.11%
745 - UT HEALTH SCIENCE CENTER-SAN ANTONIO - COMMODITY PURCHASING UNADJUSTED GOAL IS 21.1%								
T	-\$1,212	-\$521 / 43.02%	0 / 0%	-\$521 / 43.02%	0 / 0%	0 / 0%	0 / 0%	0 / 0%
N	\$114,038,771	\$10,971,291 / 9.62%	\$98,814 / 0.09%	\$6,240,489 / 5.47%	\$3,991,394 / 3.50%	\$514,940 / 0.45%	\$80,483 / 0.07%	\$45,171 / 0.04%
S	***	\$9,644 / 0.13%	0 / 0%	\$5,464 / 0.07%	\$2,389 / 0.03%	\$1,790 / 0.02%	0 / 0%	0 / 0%
-TC	0	0 / 0%	0 / 0%	0 / 0%	0 / 0%	0 / 0%	0 / 0%	0 / 0%
-I	0	0 / 0%	0 / 0%	0 / 0%	0 / 0%	0 / 0%	0 / 0%	0 / 0%
	\$114,037,559	\$10,980,414 / 52.77%	\$98,814 / 0.09%	\$6,245,432 / 48.56%	\$3,993,783 / 3.53%	\$516,730 / 0.48%	\$80,483 / 0.07%	\$45,171 / 0.04%

*** DOLLARS REPORTED BUT NOT SHOWN IN THESE COLUMNS. T=TREASURY, N=NON-TREASURY, S=SUBCONTRACTOR FUNDS & PROCUREMENT CARD HUB PURCHASES, TC=TERM CONTRACT, I= INTER GOVERNMENT



TEXAS HISTORICALLY UNDERUTILIZED BUSINESS (HUB) SEMI-ANNUAL REPORT RECEIVED FOR FISCAL YEAR 2024

SECTION VII - STATE AGENCY EXPENDITURE DATA

FUND TYPE	TOTAL EXPENDITURE	TOTAL SPENT WITH HUBS AMOUNT / %	BLACK AMOUNT / %	HISPANIC AMOUNT / %	WOMAN AMOUNT / %	ASIAN PACIFIC AMOUNT / %	NATIVE AMERICAN AMOUNT / %	SERVICE-DISABLED VETERAN AMOUNT / %
745 - UT HEALTH SCIENCE CENTER-SAN ANTONIO - Statewide Grand Total Expenditures								
T	\$-1,212	-\$521 / 43.02%	0 / 0%	-\$521 / 43.02%	0 / 0%	0 / 0%	0 / 0%	0 / 0%
N	\$279,680,907	\$16,500,163 / 5.90%	\$118,243 / 0.04%	\$8,031,901 / 2.87%	\$6,658,889 / 2.38%	\$1,462,305 / 0.52%	\$120,047 / 0.04%	\$108,778 / 0.04%
S	***	\$28,030,218 / 21.72%	\$2,388,681 / 1.85%	\$10,726,482 / 8.31%	\$11,762,928 / 9.12%	\$3,149,541 / 2.44%	\$2,587 / 0.00%	0 / 0%
-TC	0	0 / 0%	0 / 0%	0 / 0%	0 / 0%	0 / 0%	0 / 0%	0 / 0%
-I	0	0 / 0%	0 / 0%	0 / 0%	0 / 0%	0 / 0%	0 / 0%	0 / 0%
	\$279,679,696	\$44,529,860 / 70.64%	\$2,506,923 / 1.89%	\$18,757,861 / 54.20%	\$18,421,817 / 11.50%	\$4,611,846 / 2.96%	\$122,634 / 0.04%	\$108,778 / 0.04%

*** DOLLARS REPORTED BUT NOT SHOWN IN THESE COLUMNS. T=TREASURY, N=NON-TREASURY, S=SUBCONTRACTOR FUNDS & PROCUREMENT CARD HUB PURCHASES, TC=TERM CONTRACT, I= INTER GOVERNMENTAL



TEXAS HISTORICALLY UNDERUTILIZED BUSINESS (HUB) SEMI-ANNUAL REPORT RECEIVED FOR FISCAL YEAR 2024

SECTION VII - STATE AGENCY EXPENDITURE DATA

FUND TYPE	TOTAL EXPENDITURE	TOTAL SPENT WITH HUBS AMOUNT / %	BLACK AMOUNT / %	HISPANIC AMOUNT / %	WOMAN AMOUNT / %	ASIAN PACIFIC AMOUNT / %	NATIVE AMERICAN AMOUNT / %	SERVICE-DISABLED VETERAN AMOUNT / %
-----------	-------------------	----------------------------------	------------------	---------------------	------------------	--------------------------	----------------------------	-------------------------------------

746 - UT RIO GRANDE VALLEY - HEAVY CONSTRUCTION UNADJUSTED GOAL IS 11.2%

T	0	0 / 0%	0 / 0%	0 / 0%	0 / 0%	0 / 0%	0 / 0%	0 / 0%
N	0	0 / 0%	0 / 0%	0 / 0%	0 / 0%	0 / 0%	0 / 0%	0 / 0%
S	***	0 / 0%	0 / 0%	0 / 0%	0 / 0%	0 / 0%	0 / 0%	0 / 0%
-TC	0	0 / 0%	0 / 0%	0 / 0%	0 / 0%	0 / 0%	0 / 0%	0 / 0%
-I	0	0 / 0%	0 / 0%	0 / 0%	0 / 0%	0 / 0%	0 / 0%	0 / 0%
	0	0 / 0%	0 / 0%	0 / 0%	0 / 0%	0 / 0%	0 / 0%	0 / 0%

746 - UT RIO GRANDE VALLEY - BUILDING CONSTRUCTION UNADJUSTED GOAL IS 21.1%

T	0	0 / 0%	0 / 0%	0 / 0%	0 / 0%	0 / 0%	0 / 0%	0 / 0%
N	\$8,634,747	\$273,567 / 3.17%	\$87 / 0.00%	\$263,159 / 3.05%	\$10,320 / 0.12%	0 / 0%	0 / 0%	0 / 0%
S	***	\$753,387 / 23.55%	0 / 0%	\$753,387 / 23.55%	0 / 0%	0 / 0%	0 / 0%	0 / 0%
-TC	0	0 / 0%	0 / 0%	0 / 0%	0 / 0%	0 / 0%	0 / 0%	0 / 0%
-I	0	0 / 0%	0 / 0%	0 / 0%	0 / 0%	0 / 0%	0 / 0%	0 / 0%
	\$8,634,747	\$1,026,954 / 26.71%	\$87 / 0.00%	\$1,016,546 / 26.59%	\$10,320 / 0.12%	0 / 0%	0 / 0%	0 / 0%

746 - UT RIO GRANDE VALLEY - SPECIAL TRADE UNADJUSTED GOAL IS 32.9%

T	-\$6,465	-\$6,465 / 100.00%	0 / 0%	0 / 0%	-\$6,465 / 100.00%	0 / 0%	0 / 0%	0 / 0%
N	\$5,835,359	\$617,835 / 10.59%	\$680 / 0.01%	\$491,147 / 8.42%	\$74,540 / 1.28%	\$51,467 / 0.88%	0 / 0%	0 / 0%
S	***	\$470,765 / 10.16%	0 / 0%	\$432,388 / 9.33%	\$38,378 / 0.83%	0 / 0%	0 / 0%	0 / 0%
-TC	0	0 / 0%	0 / 0%	0 / 0%	0 / 0%	0 / 0%	0 / 0%	0 / 0%
-I	0	0 / 0%	0 / 0%	0 / 0%	0 / 0%	0 / 0%	0 / 0%	0 / 0%
	\$5,828,894	\$1,082,135 / 120.75%	\$680 / 0.01%	\$923,535 / 17.75%	\$106,452 / 102.11%	\$51,467 / 0.88%	0 / 0%	0 / 0%

*** DOLLARS REPORTED BUT NOT SHOWN IN THESE COLUMNS. T=TREASURY, N=NON-TREASURY, S=SUBCONTRACTOR FUNDS & PROCUREMENT CARD HUB PURCHASES, TC=TERM CONTRACT, I= INTER GOVERNMENTAL



TEXAS HISTORICALLY UNDERUTILIZED BUSINESS (HUB) SEMI-ANNUAL REPORT RECEIVED FOR FISCAL YEAR 2024

SECTION VII - STATE AGENCY EXPENDITURE DATA

FUND TYPE	TOTAL EXPENDITURE	TOTAL SPENT WITH HUBS AMOUNT / %	BLACK AMOUNT / %	HISPANIC AMOUNT / %	WOMAN AMOUNT / %	ASIAN PACIFIC AMOUNT / %	NATIVE AMERICAN AMOUNT / %	SERVICE-DISABLED VETERAN AMOUNT / %
746 - UT RIO GRANDE VALLEY - PROFESSIONAL SERVICES UNADJUSTED GOAL IS 23.7%								
T	0	0 / 0%	0 / 0%	0 / 0%	0 / 0%	0 / 0%	0 / 0%	0 / 0%
N	\$106,835	\$13,225 / 12.38%	0 / 0%	\$13,225 / 12.38%	0 / 0%	0 / 0%	0 / 0%	0 / 0%
S	***	0 / 0%	0 / 0%	0 / 0%	0 / 0%	0 / 0%	0 / 0%	0 / 0%
-TC	0	0 / 0%	0 / 0%	0 / 0%	0 / 0%	0 / 0%	0 / 0%	0 / 0%
-I	0	0 / 0%	0 / 0%	0 / 0%	0 / 0%	0 / 0%	0 / 0%	0 / 0%
	\$106,835	\$13,225 / 12.38%	0 / 0%	\$13,225 / 12.38%	0 / 0%	0 / 0%	0 / 0%	0 / 0%
746 - UT RIO GRANDE VALLEY - OTHER SERVICES UNADJUSTED GOAL IS 26%								
T	-\$5,463	0 / 0%	0 / 0%	0 / 0%	0 / 0%	0 / 0%	0 / 0%	0 / 0%
N	\$3,893,517	\$759,126 / 19.50%	\$3,301 / 0.08%	\$596,980 / 15.33%	\$91,218 / 2.34%	\$64,428 / 1.65%	0 / 0%	\$3,199 / 0.08%
S	***	0 / 0%	0 / 0%	0 / 0%	0 / 0%	0 / 0%	0 / 0%	0 / 0%
-TC	\$59,739	0 / 0%	0 / 0%	0 / 0%	0 / 0%	0 / 0%	0 / 0%	0 / 0%
-I	0	0 / 0%	0 / 0%	0 / 0%	0 / 0%	0 / 0%	0 / 0%	0 / 0%
	\$3,828,315	\$759,126 / 19.50%	\$3,301 / 0.08%	\$596,980 / 15.33%	\$91,218 / 2.34%	\$64,428 / 1.65%	0 / 0%	\$3,199 / 0.08%
746 - UT RIO GRANDE VALLEY - COMMODITY PURCHASING UNADJUSTED GOAL IS 21.1%								
T	-\$512,882	-\$87,201 / 17.00%	-\$47,572 / 9.28%	-\$9,388 / 1.83%	0 / 0%	\$286 / -0.06%	0 / 0%	-\$30,527 / 5.95%
N	\$16,689,612	\$5,030,643 / 30.14%	\$1,076,393 / 6.45%	\$1,696,996 / 10.17%	\$756,370 / 4.53%	\$1,480,007 / 8.87%	0 / 0%	\$20,877 / 0.13%
S	***	0 / 0%	0 / 0%	0 / 0%	0 / 0%	0 / 0%	0 / 0%	0 / 0%
-TC	\$214,056	0 / 0%	0 / 0%	0 / 0%	0 / 0%	0 / 0%	0 / 0%	0 / 0%
-I	0	0 / 0%	0 / 0%	0 / 0%	0 / 0%	0 / 0%	0 / 0%	0 / 0%
	\$15,962,674	\$4,943,442 / 47.14%	\$1,028,821 / 15.72%	\$1,687,608 / 12.00%	\$756,370 / 4.53%	\$1,480,292 / 8.81%	0 / 0%	-\$9,650 / 6.08%

*** DOLLARS REPORTED BUT NOT SHOWN IN THESE COLUMNS. T=TREASURY, N=NON-TREASURY, S=SUBCONTRACTOR FUNDS & PROCUREMENT CARD HUB PURCHASES, TC=TERM CONTRACT, I= INTER GOVERNMENTAL



TEXAS HISTORICALLY UNDERUTILIZED BUSINESS (HUB) SEMI-ANNUAL REPORT RECEIVED FOR FISCAL YEAR 2024

SECTION VII - STATE AGENCY EXPENDITURE DATA

FUND TYPE	TOTAL EXPENDITURE	TOTAL SPENT WITH HUBS AMOUNT / %	BLACK AMOUNT / %	HISPANIC AMOUNT / %	WOMAN AMOUNT / %	ASIAN PACIFIC AMOUNT / %	NATIVE AMERICAN AMOUNT / %	SERVICE-DISABLED VETERAN AMOUNT / %
746 - UT RIO GRANDE VALLEY - Statewide Grand Total Expenditures								
T	\$-524,810	-\$93,666 / 17.85%	-\$47,572 / 9.06%	-\$9,388 / 1.79%	-\$6,465 / 1.23%	\$286 / -0.05%	0 / 0%	-\$30,527 / 5.82%
N	\$35,160,069	\$6,694,395 / 19.04%	\$1,080,462 / 3.07%	\$3,061,508 / 8.71%	\$932,448 / 2.65%	\$1,595,902 / 4.54%	0 / 0%	\$24,075 / 0.07%
S	***	\$1,224,152 / 15.63%	0 / 0%	\$1,185,774 / 15.14%	\$38,378 / 0.49%	0 / 0%	0 / 0%	0 / 0%
-TC	\$273,794	0 / 0%	0 / 0%	0 / 0%	0 / 0%	0 / 0%	0 / 0%	0 / 0%
-I	0	0 / 0%	0 / 0%	0 / 0%	0 / 0%	0 / 0%	0 / 0%	0 / 0%
	\$34,361,465	\$7,824,881 / 52.51%	\$1,032,890 / 12.14%	\$4,237,894 / 25.63%	\$964,361 / 4.37%	\$1,596,188 / 4.48%	0 / 0%	-\$6,451 / 5.89%

*** DOLLARS REPORTED BUT NOT SHOWN IN THESE COLUMNS. T=TREASURY, N=NON-TREASURY, S=SUBCONTRACTOR FUNDS & PROCUREMENT CARD HUB PURCHASES, TC=TERM CONTRACT, I= INTER GOVERNMENTAL



TEXAS HISTORICALLY UNDERUTILIZED BUSINESS (HUB) SEMI-ANNUAL REPORT RECEIVED FOR FISCAL YEAR 2024

SECTION VII - STATE AGENCY EXPENDITURE DATA

FUND TYPE	TOTAL EXPENDITURE	TOTAL SPENT WITH HUBS AMOUNT / %	BLACK AMOUNT / %	HISPANIC AMOUNT / %	WOMAN AMOUNT / %	ASIAN PACIFIC AMOUNT / %	NATIVE AMERICAN AMOUNT / %	SERVICE-DISABLED VETERAN AMOUNT / %
-----------	-------------------	----------------------------------	------------------	---------------------	------------------	--------------------------	----------------------------	-------------------------------------

749 - TEXAS A&M UNIVERSITY - SAN ANTONIO - HEAVY CONSTRUCTION UNADJUSTED GOAL IS 11.2%

T	0	0 / 0%	0 / 0%	0 / 0%	0 / 0%	0 / 0%	0 / 0%	0 / 0%
N	0	0 / 0%	0 / 0%	0 / 0%	0 / 0%	0 / 0%	0 / 0%	0 / 0%
S	***	0 / 0%	0 / 0%	0 / 0%	0 / 0%	0 / 0%	0 / 0%	0 / 0%
-TC	0	0 / 0%	0 / 0%	0 / 0%	0 / 0%	0 / 0%	0 / 0%	0 / 0%
-I	0	0 / 0%	0 / 0%	0 / 0%	0 / 0%	0 / 0%	0 / 0%	0 / 0%
	0	0 / 0%	0 / 0%	0 / 0%	0 / 0%	0 / 0%	0 / 0%	0 / 0%

749 - TEXAS A&M UNIVERSITY - SAN ANTONIO - BUILDING CONSTRUCTION UNADJUSTED GOAL IS 21.1%

T	0	0 / 0%	0 / 0%	0 / 0%	0 / 0%	0 / 0%	0 / 0%	0 / 0%
N	\$20,830	\$20,830 / 100.00%	0 / 0%	0 / 0%	0 / 0%	0 / 0%	0 / 0%	\$20,830 / 100.00%
S	***	0 / 0%	0 / 0%	0 / 0%	0 / 0%	0 / 0%	0 / 0%	0 / 0%
-TC	0	0 / 0%	0 / 0%	0 / 0%	0 / 0%	0 / 0%	0 / 0%	0 / 0%
-I	0	0 / 0%	0 / 0%	0 / 0%	0 / 0%	0 / 0%	0 / 0%	0 / 0%
	\$20,830	\$20,830 / 100.00%	0 / 0%	0 / 0%	0 / 0%	0 / 0%	0 / 0%	\$20,830 / 100.00%

749 - TEXAS A&M UNIVERSITY - SAN ANTONIO - SPECIAL TRADE UNADJUSTED GOAL IS 32.9%

T	0	0 / 0%	0 / 0%	0 / 0%	0 / 0%	0 / 0%	0 / 0%	0 / 0%
N	\$102,686	\$693 / 0.67%	\$693 / 0.67%	0 / 0%	0 / 0%	0 / 0%	0 / 0%	0 / 0%
S	***	0 / 0%	0 / 0%	0 / 0%	0 / 0%	0 / 0%	0 / 0%	0 / 0%
-TC	0	0 / 0%	0 / 0%	0 / 0%	0 / 0%	0 / 0%	0 / 0%	0 / 0%
-I	0	0 / 0%	0 / 0%	0 / 0%	0 / 0%	0 / 0%	0 / 0%	0 / 0%
	\$102,686	\$693 / 0.67%	\$693 / 0.67%	0 / 0%	0 / 0%	0 / 0%	0 / 0%	0 / 0%

*** DOLLARS REPORTED BUT NOT SHOWN IN THESE COLUMNS. T=TREASURY, N=NON-TREASURY, S=SUBCONTRACTOR FUNDS & PROCUREMENT CARD HUB PURCHASES, TC=TERM CONTRACT, I= INTER GOVERNMENT



TEXAS HISTORICALLY UNDERUTILIZED BUSINESS (HUB) SEMI-ANNUAL REPORT RECEIVED FOR FISCAL YEAR 2024

SECTION VII - STATE AGENCY EXPENDITURE DATA

FUND TYPE	TOTAL EXPENDITURE	TOTAL SPENT WITH HUBS AMOUNT / %	BLACK AMOUNT / %	HISPANIC AMOUNT / %	WOMAN AMOUNT / %	ASIAN PACIFIC AMOUNT / %	NATIVE AMERICAN AMOUNT / %	SERVICE-DISABLED VETERAN AMOUNT / %
749 - TEXAS A&M UNIVERSITY - SAN ANTONIO - PROFESSIONAL SERVICES UNADJUSTED GOAL IS 23.7%								
T	0	0 / 0%	0 / 0%	0 / 0%	0 / 0%	0 / 0%	0 / 0%	0 / 0%
N	0	0 / 0%	0 / 0%	0 / 0%	0 / 0%	0 / 0%	0 / 0%	0 / 0%
S	***	0 / 0%	0 / 0%	0 / 0%	0 / 0%	0 / 0%	0 / 0%	0 / 0%
-TC	0	0 / 0%	0 / 0%	0 / 0%	0 / 0%	0 / 0%	0 / 0%	0 / 0%
-I	0	0 / 0%	0 / 0%	0 / 0%	0 / 0%	0 / 0%	0 / 0%	0 / 0%
	0	0 / 0%	0 / 0%	0 / 0%	0 / 0%	0 / 0%	0 / 0%	0 / 0%

749 - TEXAS A&M UNIVERSITY - SAN ANTONIO - OTHER SERVICES UNADJUSTED GOAL IS 26%								
T	0	0 / 0%	0 / 0%	0 / 0%	0 / 0%	0 / 0%	0 / 0%	0 / 0%
N	\$6,382,377	\$414,636 / 6.50%	\$26,944 / 0.42%	\$234,967 / 3.68%	\$149,935 / 2.35%	0 / 0%	\$1,290 / 0.02%	\$1,500 / 0.02%
S	***	\$655,059 / 13.65%	\$9,733 / 0.20%	\$579,460 / 12.08%	\$58,829 / 1.23%	0 / 0%	\$7,038 / 0.15%	0 / 0%
-TC	0	0 / 0%	0 / 0%	0 / 0%	0 / 0%	0 / 0%	0 / 0%	0 / 0%
-I	0	0 / 0%	0 / 0%	0 / 0%	0 / 0%	0 / 0%	0 / 0%	0 / 0%
	\$6,382,377	\$1,069,695 / 20.15%	\$36,678 / 0.63%	\$814,426 / 15.76%	\$208,764 / 3.58%	0 / 0%	\$8,327 / 0.17%	\$1,500 / 0.02%

749 - TEXAS A&M UNIVERSITY - SAN ANTONIO - COMMODITY PURCHASING UNADJUSTED GOAL IS 21.1%								
T	0	0 / 0%	0 / 0%	0 / 0%	0 / 0%	0 / 0%	0 / 0%	0 / 0%
N	\$5,409,504	\$1,566,355 / 28.96%	\$1,178,800 / 21.79%	\$267,907 / 4.95%	\$73,405 / 1.36%	\$46,243 / 0.85%	0 / 0%	0 / 0%
S	***	\$6,777 / 0.70%	0 / 0%	\$6,507 / 0.67%	\$130 / 0.01%	\$139 / 0.01%	0 / 0%	0 / 0%
-TC	0	0 / 0%	0 / 0%	0 / 0%	0 / 0%	0 / 0%	0 / 0%	0 / 0%
-I	0	0 / 0%	0 / 0%	0 / 0%	0 / 0%	0 / 0%	0 / 0%	0 / 0%
	\$5,409,504	\$1,573,132 / 29.65%	\$1,178,800 / 21.79%	\$274,415 / 5.62%	\$73,535 / 1.37%	\$46,382 / 0.87%	0 / 0%	0 / 0%

*** DOLLARS REPORTED BUT NOT SHOWN IN THESE COLUMNS. T=TREASURY, N=NON-TREASURY, S=SUBCONTRACTOR FUNDS & PROCUREMENT CARD HUB PURCHASES, TC=TERM CONTRACT, I= INTER GOVERNMENTAL



TEXAS HISTORICALLY UNDERUTILIZED BUSINESS (HUB) SEMI-ANNUAL REPORT RECEIVED FOR FISCAL YEAR 2024

SECTION VII - STATE AGENCY EXPENDITURE DATA

FUND TYPE	TOTAL EXPENDITURE	TOTAL SPENT WITH HUBS AMOUNT / %	BLACK AMOUNT / %	HISPANIC AMOUNT / %	WOMAN AMOUNT / %	ASIAN PACIFIC AMOUNT / %	NATIVE AMERICAN AMOUNT / %	SERVICE-DISABLED VETERAN AMOUNT / %
749 - TEXAS A&M UNIVERSITY - SAN ANTONIO - Statewide Grand Total Expenditures								
T	0	0 / 0%	0 / 0%	0 / 0%	0 / 0%	0 / 0%	0 / 0%	0 / 0%
N	\$11,915,398	\$2,002,513 / 16.81%	\$1,206,437 / 10.13%	\$502,874 / 4.22%	\$223,340 / 1.87%	\$46,243 / 0.39%	\$1,290 / 0.01%	\$22,330 / 0.19%
S	***	\$661,836 / 11.47%	\$9,733 / 0.17%	\$585,967 / 10.16%	\$58,959 / 1.02%	\$139 / 0.00%	\$7,038 / 0.12%	0 / 0%
-TC	0	0 / 0%	0 / 0%	0 / 0%	0 / 0%	0 / 0%	0 / 0%	0 / 0%
-I	0	0 / 0%	0 / 0%	0 / 0%	0 / 0%	0 / 0%	0 / 0%	0 / 0%
	\$11,915,398	\$2,664,349 / 28.28%	\$1,216,170 / 10.29%	\$1,088,841 / 14.38%	\$282,299 / 2.90%	\$46,382 / 0.39%	\$8,327 / 0.13%	\$22,330 / 0.19%

*** DOLLARS REPORTED BUT NOT SHOWN IN THESE COLUMNS. T=TREASURY, N=NON-TREASURY, S=SUBCONTRACTOR FUNDS & PROCUREMENT CARD HUB PURCHASES, TC=TERM CONTRACT, I= INTER GOVERNMENTAL



TEXAS HISTORICALLY UNDERUTILIZED BUSINESS (HUB) SEMI-ANNUAL REPORT RECEIVED FOR FISCAL YEAR 2024

SECTION VII - STATE AGENCY EXPENDITURE DATA

FUND TYPE	TOTAL EXPENDITURE	TOTAL SPENT WITH HUBS AMOUNT / %	BLACK AMOUNT / %	HISPANIC AMOUNT / %	WOMAN AMOUNT / %	ASIAN PACIFIC AMOUNT / %	NATIVE AMERICAN AMOUNT / %	SERVICE-DISABLED VETERAN AMOUNT / %
-----------	-------------------	----------------------------------	------------------	---------------------	------------------	--------------------------	----------------------------	-------------------------------------

750 - UNIVERSITY OF TEXAS AT TYLER - HEAVY CONSTRUCTION UNADJUSTED GOAL IS 11.2%

T	0	0 / 0%	0 / 0%	0 / 0%	0 / 0%	0 / 0%	0 / 0%	0 / 0%
N	0	0 / 0%	0 / 0%	0 / 0%	0 / 0%	0 / 0%	0 / 0%	0 / 0%
S	***	0 / 0%	0 / 0%	0 / 0%	0 / 0%	0 / 0%	0 / 0%	0 / 0%
-TC	0	0 / 0%	0 / 0%	0 / 0%	0 / 0%	0 / 0%	0 / 0%	0 / 0%
-I	0	0 / 0%	0 / 0%	0 / 0%	0 / 0%	0 / 0%	0 / 0%	0 / 0%
	0	0 / 0%	0 / 0%	0 / 0%	0 / 0%	0 / 0%	0 / 0%	0 / 0%

750 - UNIVERSITY OF TEXAS AT TYLER - BUILDING CONSTRUCTION UNADJUSTED GOAL IS 21.1%

T	0	0 / 0%	0 / 0%	0 / 0%	0 / 0%	0 / 0%	0 / 0%	0 / 0%
N	\$6,355,903	\$7,320 / 0.12%	0 / 0%	0 / 0%	\$7,320 / 0.12%	0 / 0%	0 / 0%	0 / 0%
S	***	0 / 0%	0 / 0%	0 / 0%	0 / 0%	0 / 0%	0 / 0%	0 / 0%
-TC	0	0 / 0%	0 / 0%	0 / 0%	0 / 0%	0 / 0%	0 / 0%	0 / 0%
-I	0	0 / 0%	0 / 0%	0 / 0%	0 / 0%	0 / 0%	0 / 0%	0 / 0%
	\$6,355,903	\$7,320 / 0.12%	0 / 0%	0 / 0%	\$7,320 / 0.12%	0 / 0%	0 / 0%	0 / 0%

750 - UNIVERSITY OF TEXAS AT TYLER - SPECIAL TRADE UNADJUSTED GOAL IS 32.9%

T	0	0 / 0%	0 / 0%	0 / 0%	0 / 0%	0 / 0%	0 / 0%	0 / 0%
N	\$1,596,783	\$27,753 / 1.74%	\$27,753 / 1.74%	0 / 0%	0 / 0%	0 / 0%	0 / 0%	0 / 0%
S	***	0 / 0%	0 / 0%	0 / 0%	0 / 0%	0 / 0%	0 / 0%	0 / 0%
-TC	0	0 / 0%	0 / 0%	0 / 0%	0 / 0%	0 / 0%	0 / 0%	0 / 0%
-I	0	0 / 0%	0 / 0%	0 / 0%	0 / 0%	0 / 0%	0 / 0%	0 / 0%
	\$1,596,783	\$27,753 / 1.74%	\$27,753 / 1.74%	0 / 0%	0 / 0%	0 / 0%	0 / 0%	0 / 0%

*** DOLLARS REPORTED BUT NOT SHOWN IN THESE COLUMNS. T=TREASURY, N=NON-TREASURY, S=SUBCONTRACTOR FUNDS & PROCUREMENT CARD HUB PURCHASES, TC=TERM CONTRACT, I= INTER GOVERNMENTAL



TEXAS HISTORICALLY UNDERUTILIZED BUSINESS (HUB) SEMI-ANNUAL REPORT RECEIVED FOR FISCAL YEAR 2024

SECTION VII - STATE AGENCY EXPENDITURE DATA

FUND TYPE	TOTAL EXPENDITURE	TOTAL SPENT WITH HUBS AMOUNT / %	BLACK AMOUNT / %	HISPANIC AMOUNT / %	WOMAN AMOUNT / %	ASIAN PACIFIC AMOUNT / %	NATIVE AMERICAN AMOUNT / %	SERVICE-DISABLED VETERAN AMOUNT / %
-----------	-------------------	----------------------------------	------------------	---------------------	------------------	--------------------------	----------------------------	-------------------------------------

750 - UNIVERSITY OF TEXAS AT TYLER - PROFESSIONAL SERVICES UNADJUSTED GOAL IS 23.7%

T	0	0 / 0%	0 / 0%	0 / 0%	0 / 0%	0 / 0%	0 / 0%	0 / 0%
N	\$546,081	\$2,780 / 0.51%	0 / 0%	0 / 0%	\$2,780 / 0.51%	0 / 0%	0 / 0%	0 / 0%
S	***	0 / 0%	0 / 0%	0 / 0%	0 / 0%	0 / 0%	0 / 0%	0 / 0%
-TC	\$64,020	0 / 0%	0 / 0%	0 / 0%	0 / 0%	0 / 0%	0 / 0%	0 / 0%
-I	0	0 / 0%	0 / 0%	0 / 0%	0 / 0%	0 / 0%	0 / 0%	0 / 0%
	\$482,061	\$2,780 / 0.51%	0 / 0%	0 / 0%	\$2,780 / 0.51%	0 / 0%	0 / 0%	0 / 0%

750 - UNIVERSITY OF TEXAS AT TYLER - OTHER SERVICES UNADJUSTED GOAL IS 26%

T	0	0 / 0%	0 / 0%	0 / 0%	0 / 0%	0 / 0%	0 / 0%	0 / 0%
N	\$7,369,441	\$635,168 / 8.62%	\$79,297 / 1.08%	\$88,373 / 1.20%	\$444,850 / 6.04%	\$22,648 / 0.31%	0 / 0%	0 / 0%
S	***	\$419 / 0.09%	0 / 0%	0 / 0%	\$419 / 0.09%	0 / 0%	0 / 0%	0 / 0%
-TC	\$230,400	\$88,373 / 38.36%	0 / 0%	\$88,373 / 38.36%	0 / 0%	0 / 0%	0 / 0%	0 / 0%
-I	0	0 / 0%	0 / 0%	0 / 0%	0 / 0%	0 / 0%	0 / 0%	0 / 0%
	\$7,139,041	\$547,214 / 47.06%	\$79,297 / 1.08%	0 / 39.56%	\$445,269 / 6.12%	\$22,648 / 0.31%	0 / 0%	0 / 0%

750 - UNIVERSITY OF TEXAS AT TYLER - COMMODITY PURCHASING UNADJUSTED GOAL IS 21.1%

T	0	0 / 0%	0 / 0%	0 / 0%	0 / 0%	0 / 0%	0 / 0%	0 / 0%
N	\$6,431,311	\$589,335 / 9.16%	\$291,975 / 4.54%	\$215,987 / 3.36%	\$56,088 / 0.87%	\$25,286 / 0.39%	0 / 0%	0 / 0%
S	***	\$3,190 / 0.40%	0 / 0%	0 / 0%	\$3,190 / 0.40%	0 / 0%	0 / 0%	0 / 0%
-TC	\$1,241,907	\$107,694 / 8.67%	0 / 0%	\$85,390 / 6.88%	\$22,304 / 1.80%	0 / 0%	0 / 0%	0 / 0%
-I	0	0 / 0%	0 / 0%	0 / 0%	0 / 0%	0 / 0%	0 / 0%	0 / 0%
	\$5,189,405	\$484,831 / 18.24%	\$291,975 / 4.54%	\$130,597 / 10.23%	\$36,973 / 3.07%	\$25,286 / 0.39%	0 / 0%	0 / 0%

*** DOLLARS REPORTED BUT NOT SHOWN IN THESE COLUMNS. T=TREASURY, N=NON-TREASURY, S=SUBCONTRACTOR FUNDS & PROCUREMENT CARD HUB PURCHASES, TC=TERM CONTRACT, I= INTER GOVERNMENTAL



TEXAS HISTORICALLY UNDERUTILIZED BUSINESS (HUB) SEMI-ANNUAL REPORT RECEIVED FOR FISCAL YEAR 2024

SECTION VII - STATE AGENCY EXPENDITURE DATA

FUND TYPE	TOTAL EXPENDITURE	TOTAL SPENT WITH HUBS AMOUNT / %	BLACK AMOUNT / %	HISPANIC AMOUNT / %	WOMAN AMOUNT / %	ASIAN PACIFIC AMOUNT / %	NATIVE AMERICAN AMOUNT / %	SERVICE-DISABLED VETERAN AMOUNT / %
750 - UNIVERSITY OF TEXAS AT TYLER - Statewide Grand Total Expenditures								
T	0	0 / 0%	0 / 0%	0 / 0%	0 / 0%	0 / 0%	0 / 0%	0 / 0%
N	\$22,299,519	\$1,262,356 / 5.66%	\$399,025 / 1.79%	\$304,359 / 1.36%	\$511,038 / 2.29%	\$47,934 / 0.21%	0 / 0%	0 / 0%
S	***	\$3,609 / 0.28%	0 / 0%	0 / 0%	\$3,609 / 0.28%	0 / 0%	0 / 0%	0 / 0%
-TC	\$1,536,327	\$196,067 / 12.76%	0 / 0%	\$173,763 / 11.31%	\$22,304 / 1.45%	0 / 0%	0 / 0%	0 / 0%
-I	0	0 / 0%	0 / 0%	0 / 0%	0 / 0%	0 / 0%	0 / 0%	0 / 0%
	\$20,763,192	\$1,069,898 / 18.71%	\$399,025 / 1.79%	\$130,597 / 12.68%	\$492,342 / 4.03%	\$47,934 / 0.21%	0 / 0%	0 / 0%

*** DOLLARS REPORTED BUT NOT SHOWN IN THESE COLUMNS. T=TREASURY, N=NON-TREASURY, S=SUBCONTRACTOR FUNDS & PROCUREMENT CARD HUB PURCHASES, TC=TERM CONTRACT, I= INTER GOVERNMENTAL



TEXAS HISTORICALLY UNDERUTILIZED BUSINESS (HUB) SEMI-ANNUAL REPORT RECEIVED FOR FISCAL YEAR 2024

SECTION VII - STATE AGENCY EXPENDITURE DATA

FUND TYPE	TOTAL EXPENDITURE	TOTAL SPENT WITH HUBS AMOUNT / %	BLACK AMOUNT / %	HISPANIC AMOUNT / %	WOMAN AMOUNT / %	ASIAN PACIFIC AMOUNT / %	NATIVE AMERICAN AMOUNT / %	SERVICE-DISABLED VETERAN AMOUNT / %
-----------	-------------------	----------------------------------	------------------	---------------------	------------------	--------------------------	----------------------------	-------------------------------------

751 - TEXAS A & M UNIVERSITY - COMMERCE - HEAVY CONSTRUCTION UNADJUSTED GOAL IS 11.2%

T	0	0 / 0%	0 / 0%	0 / 0%	0 / 0%	0 / 0%	0 / 0%	0 / 0%
N	\$46,501	0 / 0%	0 / 0%	0 / 0%	0 / 0%	0 / 0%	0 / 0%	0 / 0%
S	***	0 / 0%	0 / 0%	0 / 0%	0 / 0%	0 / 0%	0 / 0%	0 / 0%
-TC	0	0 / 0%	0 / 0%	0 / 0%	0 / 0%	0 / 0%	0 / 0%	0 / 0%
-I	0	0 / 0%	0 / 0%	0 / 0%	0 / 0%	0 / 0%	0 / 0%	0 / 0%
	\$46,501	0 / 0%	0 / 0%	0 / 0%	0 / 0%	0 / 0%	0 / 0%	0 / 0%

751 - TEXAS A & M UNIVERSITY - COMMERCE - BUILDING CONSTRUCTION UNADJUSTED GOAL IS 21.1%

T	\$9	0 / 0%	0 / 0%	0 / 0%	0 / 0%	0 / 0%	0 / 0%	0 / 0%
N	\$1,952,019	\$20,474 / 1.05%	0 / 0%	0 / 0%	\$20,474 / 1.05%	0 / 0%	0 / 0%	0 / 0%
S	***	0 / 0%	0 / 0%	0 / 0%	0 / 0%	0 / 0%	0 / 0%	0 / 0%
-TC	0	0 / 0%	0 / 0%	0 / 0%	0 / 0%	0 / 0%	0 / 0%	0 / 0%
-I	0	0 / 0%	0 / 0%	0 / 0%	0 / 0%	0 / 0%	0 / 0%	0 / 0%
	\$1,952,028	\$20,474 / 1.05%	0 / 0%	0 / 0%	\$20,474 / 1.05%	0 / 0%	0 / 0%	0 / 0%

751 - TEXAS A & M UNIVERSITY - COMMERCE - SPECIAL TRADE UNADJUSTED GOAL IS 32.9%

T	0	0 / 0%	0 / 0%	0 / 0%	0 / 0%	0 / 0%	0 / 0%	0 / 0%
N	\$1,682,440	\$115,865 / 6.89%	0 / 0%	0 / 0%	\$36,570 / 2.17%	0 / 0%	\$79,295 / 4.71%	0 / 0%
S	***	0 / 0%	0 / 0%	0 / 0%	0 / 0%	0 / 0%	0 / 0%	0 / 0%
-TC	0	0 / 0%	0 / 0%	0 / 0%	0 / 0%	0 / 0%	0 / 0%	0 / 0%
-I	0	0 / 0%	0 / 0%	0 / 0%	0 / 0%	0 / 0%	0 / 0%	0 / 0%
	\$1,682,440	\$115,865 / 6.89%	0 / 0%	0 / 0%	\$36,570 / 2.17%	0 / 0%	\$79,295 / 4.71%	0 / 0%

*** DOLLARS REPORTED BUT NOT SHOWN IN THESE COLUMNS. T=TREASURY, N=NON-TREASURY, S=SUBCONTRACTOR FUNDS & PROCUREMENT CARD HUB PURCHASES, TC=TERM CONTRACT, I= INTER GOVERNMENT



TEXAS HISTORICALLY UNDERUTILIZED BUSINESS (HUB) SEMI-ANNUAL REPORT RECEIVED FOR FISCAL YEAR 2024

SECTION VII - STATE AGENCY EXPENDITURE DATA

FUND TYPE	TOTAL EXPENDITURE	TOTAL SPENT WITH HUBS AMOUNT / %	BLACK AMOUNT / %	HISPANIC AMOUNT / %	WOMAN AMOUNT / %	ASIAN PACIFIC AMOUNT / %	NATIVE AMERICAN AMOUNT / %	SERVICE-DISABLED VETERAN AMOUNT / %
-----------	-------------------	----------------------------------	------------------	---------------------	------------------	--------------------------	----------------------------	-------------------------------------

751 - TEXAS A & M UNIVERSITY - COMMERCE - PROFESSIONAL SERVICES UNADJUSTED GOAL IS 23.7%

T	0	0 / 0%	0 / 0%	0 / 0%	0 / 0%	0 / 0%	0 / 0%	0 / 0%
N	\$228,387	0 / 0%	0 / 0%	0 / 0%	0 / 0%	0 / 0%	0 / 0%	0 / 0%
S	***	0 / 0%	0 / 0%	0 / 0%	0 / 0%	0 / 0%	0 / 0%	0 / 0%
-TC	0	0 / 0%	0 / 0%	0 / 0%	0 / 0%	0 / 0%	0 / 0%	0 / 0%
-I	0	0 / 0%	0 / 0%	0 / 0%	0 / 0%	0 / 0%	0 / 0%	0 / 0%
	\$228,387	0 / 0%	0 / 0%	0 / 0%	0 / 0%	0 / 0%	0 / 0%	0 / 0%

751 - TEXAS A & M UNIVERSITY - COMMERCE - OTHER SERVICES UNADJUSTED GOAL IS 26%

T	0	0 / 0%	0 / 0%	0 / 0%	0 / 0%	0 / 0%	0 / 0%	0 / 0%
N	\$9,108,087	\$201,629 / 2.21%	0 / 0%	\$28,681 / 0.31%	\$110,473 / 1.21%	\$61,174 / 0.67%	\$1,302 / 0.01%	0 / 0%
S	***	\$1,788,362 / 36.13%	\$64,366 / 1.30%	\$62,678 / 1.27%	\$1,661,318 / 33.56%	0 / 0%	0 / 0%	0 / 0%
-TC	0	0 / 0%	0 / 0%	0 / 0%	0 / 0%	0 / 0%	0 / 0%	0 / 0%
-I	0	0 / 0%	0 / 0%	0 / 0%	0 / 0%	0 / 0%	0 / 0%	0 / 0%
	\$9,108,087	\$1,989,991 / 38.34%	\$64,366 / 1.30%	\$91,359 / 1.58%	\$1,771,791 / 34.77%	\$61,174 / 0.67%	\$1,302 / 0.01%	0 / 0%

751 - TEXAS A & M UNIVERSITY - COMMERCE - COMMODITY PURCHASING UNADJUSTED GOAL IS 21.1%

T	\$-13,994	-\$11,361 / 81.18%	-\$11,361 / 81.18%	0 / 0%	0 / 0%	0 / 0%	0 / 0%	0 / 0%
N	\$5,803,704	\$907,251 / 15.63%	\$399,841 / 6.89%	\$151,647 / 2.61%	\$217,964 / 3.76%	\$130,738 / 2.25%	\$7,061 / 0.12%	0 / 0%
S	***	\$99,733 / 8.23%	0 / 0%	\$3,689 / 0.30%	\$96,044 / 7.93%	0 / 0%	0 / 0%	0 / 0%
-TC	\$5,068	0 / 0%	0 / 0%	0 / 0%	0 / 0%	0 / 0%	0 / 0%	0 / 0%
-I	0	0 / 0%	0 / 0%	0 / 0%	0 / 0%	0 / 0%	0 / 0%	0 / 0%
	\$5,784,642	\$995,622 / 105.05%	\$388,480 / 88.07%	\$155,336 / 2.92%	\$314,008 / 11.68%	\$130,738 / 2.25%	\$7,061 / 0.12%	0 / 0%

*** DOLLARS REPORTED BUT NOT SHOWN IN THESE COLUMNS. T=TREASURY, N=NON-TREASURY, S=SUBCONTRACTOR FUNDS & PROCUREMENT CARD HUB PURCHASES, TC=TERM CONTRACT, I= INTER GOVERNMENT



TEXAS HISTORICALLY UNDERUTILIZED BUSINESS (HUB) SEMI-ANNUAL REPORT RECEIVED FOR FISCAL YEAR 2024

SECTION VII - STATE AGENCY EXPENDITURE DATA

FUND TYPE	TOTAL EXPENDITURE	TOTAL SPENT WITH HUBS AMOUNT / %	BLACK AMOUNT / %	HISPANIC AMOUNT / %	WOMAN AMOUNT / %	ASIAN PACIFIC AMOUNT / %	NATIVE AMERICAN AMOUNT / %	SERVICE-DISABLED VETERAN AMOUNT / %
751 - TEXAS A & M UNIVERSITY - COMMERCE - Statewide Grand Total Expenditures								
T	\$-13,985	-\$11,361 / 81.24%	-\$11,361 / 81.24%	0 / 0%	0 / 0%	0 / 0%	0 / 0%	0 / 0%
N	\$18,821,138	\$1,245,219 / 6.62%	\$399,841 / 2.12%	\$180,328 / 0.96%	\$385,481 / 2.05%	\$191,911 / 1.02%	\$87,658 / 0.47%	0 / 0%
S	***	\$1,888,095 / 30.49%	\$64,366 / 1.04%	\$66,367 / 1.07%	\$1,757,362 / 28.38%	0 / 0%	0 / 0%	0 / 0%
-TC	\$5,068	0 / 0%	0 / 0%	0 / 0%	0 / 0%	0 / 0%	0 / 0%	0 / 0%
-I	0	0 / 0%	0 / 0%	0 / 0%	0 / 0%	0 / 0%	0 / 0%	0 / 0%
	\$18,802,085	\$3,121,953 / 118.34%	\$452,846 / 84.40%	\$246,695 / 2.03%	\$2,142,842 / 30.42%	\$191,911 / 1.02%	\$87,658 / 0.47%	0 / 0%

*** DOLLARS REPORTED BUT NOT SHOWN IN THESE COLUMNS. T=TREASURY, N=NON-TREASURY, S=SUBCONTRACTOR FUNDS & PROCUREMENT CARD HUB PURCHASES, TC=TERM CONTRACT, I= INTER GOVERNMENTAL



TEXAS HISTORICALLY UNDERUTILIZED BUSINESS (HUB) SEMI-ANNUAL REPORT RECEIVED FOR FISCAL YEAR 2024

SECTION VII - STATE AGENCY EXPENDITURE DATA

FUND TYPE	TOTAL EXPENDITURE	TOTAL SPENT WITH HUBS AMOUNT / %	BLACK AMOUNT / %	HISPANIC AMOUNT / %	WOMAN AMOUNT / %	ASIAN PACIFIC AMOUNT / %	NATIVE AMERICAN AMOUNT / %	SERVICE-DISABLED VETERAN AMOUNT / %
-----------	-------------------	----------------------------------	------------------	---------------------	------------------	--------------------------	----------------------------	-------------------------------------

752 - UNIVERSITY OF NORTH TEXAS - HEAVY CONSTRUCTION UNADJUSTED GOAL IS 11.2%

T	0	0 / 0%	0 / 0%	0 / 0%	0 / 0%	0 / 0%	0 / 0%	0 / 0%
N	0	0 / 0%	0 / 0%	0 / 0%	0 / 0%	0 / 0%	0 / 0%	0 / 0%
S	***	0 / 0%	0 / 0%	0 / 0%	0 / 0%	0 / 0%	0 / 0%	0 / 0%
-TC	0	0 / 0%	0 / 0%	0 / 0%	0 / 0%	0 / 0%	0 / 0%	0 / 0%
-I	0	0 / 0%	0 / 0%	0 / 0%	0 / 0%	0 / 0%	0 / 0%	0 / 0%
	0	0 / 0%	0 / 0%	0 / 0%	0 / 0%	0 / 0%	0 / 0%	0 / 0%

752 - UNIVERSITY OF NORTH TEXAS - BUILDING CONSTRUCTION UNADJUSTED GOAL IS 21.1%

T	\$61,728	0 / 0%	0 / 0%	0 / 0%	0 / 0%	0 / 0%	0 / 0%	0 / 0%
N	\$14,318,176	\$2,508,992 / 17.52%	\$16,584 / 0.12%	\$447,953 / 3.13%	\$1,949,002 / 13.61%	0 / 0%	\$95,453 / 0.67%	0 / 0%
S	***	\$6,435,185 / 44.75%	\$15,186 / 0.11%	\$227,966 / 1.59%	\$6,040,010 / 42.00%	\$39,350 / 0.27%	\$112,673 / 0.78%	0 / 0%
-TC	0	0 / 0%	0 / 0%	0 / 0%	0 / 0%	0 / 0%	0 / 0%	0 / 0%
-I	0	0 / 0%	0 / 0%	0 / 0%	0 / 0%	0 / 0%	0 / 0%	0 / 0%
	\$14,379,904	\$8,944,178 / 62.27%	\$31,770 / 0.22%	\$675,919 / 4.71%	\$7,989,011 / 55.62%	\$39,350 / 0.27%	\$208,127 / 1.45%	0 / 0%

752 - UNIVERSITY OF NORTH TEXAS - SPECIAL TRADE UNADJUSTED GOAL IS 32.9%

T	\$26,915	\$6,600 / 24.52%	0 / 0%	\$6,600 / 24.52%	0 / 0%	0 / 0%	0 / 0%	0 / 0%
N	\$14,128,337	\$3,600,536 / 25.48%	0 / 0%	\$1,191,803 / 8.44%	\$1,695,331 / 12.00%	\$8,682 / 0.06%	\$704,720 / 4.99%	0 / 0%
S	***	\$3,394,655 / 23.98%	0 / 0%	\$985,437 / 6.96%	\$1,690,002 / 11.94%	\$1,617 / 0.01%	\$717,600 / 5.07%	0 / 0%
-TC	0	0 / 0%	0 / 0%	0 / 0%	0 / 0%	0 / 0%	0 / 0%	0 / 0%
-I	0	0 / 0%	0 / 0%	0 / 0%	0 / 0%	0 / 0%	0 / 0%	0 / 0%
	\$14,155,252	\$7,001,791 / 73.99%	0 / 0%	\$2,183,840 / 39.92%	\$3,385,332 / 23.94%	\$10,299 / 0.07%	\$1,422,320 / 10.06%	0 / 0%

*** DOLLARS REPORTED BUT NOT SHOWN IN THESE COLUMNS. T=TREASURY, N=NON-TREASURY, S=SUBCONTRACTOR FUNDS & PROCUREMENT CARD HUB PURCHASES, TC=TERM CONTRACT, I= INTER GOVERNMENTAL



TEXAS HISTORICALLY UNDERUTILIZED BUSINESS (HUB) SEMI-ANNUAL REPORT RECEIVED FOR FISCAL YEAR 2024

SECTION VII - STATE AGENCY EXPENDITURE DATA

FUND TYPE	TOTAL EXPENDITURE	TOTAL SPENT WITH HUBS AMOUNT / %	BLACK AMOUNT / %	HISPANIC AMOUNT / %	WOMAN AMOUNT / %	ASIAN PACIFIC AMOUNT / %	NATIVE AMERICAN AMOUNT / %	SERVICE-DISABLED VETERAN AMOUNT / %
752 - UNIVERSITY OF NORTH TEXAS - PROFESSIONAL SERVICES UNADJUSTED GOAL IS 23.7%								
T	\$3,448	0 / 0%	0 / 0%	0 / 0%	0 / 0%	0 / 0%	0 / 0%	0 / 0%
N	\$729,900	\$240,323 / 32.93%	0 / 0%	\$180,851 / 24.78%	\$51,280 / 7.03%	\$8,193 / 1.12%	0 / 0%	0 / 0%
S	***	\$77,967 / 18.40%	0 / 0%	\$12,412 / 2.93%	\$65,555 / 15.47%	0 / 0%	0 / 0%	0 / 0%
-TC	0	0 / 0%	0 / 0%	0 / 0%	0 / 0%	0 / 0%	0 / 0%	0 / 0%
-I	0	0 / 0%	0 / 0%	0 / 0%	0 / 0%	0 / 0%	0 / 0%	0 / 0%
	\$733,349	\$318,290 / 51.32%	0 / 0%	\$193,263 / 27.71%	\$116,835 / 22.49%	\$8,193 / 1.12%	0 / 0%	0 / 0%
752 - UNIVERSITY OF NORTH TEXAS - OTHER SERVICES UNADJUSTED GOAL IS 26%								
T	\$82,985	\$73,768 / 88.89%	0 / 0%	0 / 0%	\$73,652 / 88.75%	\$116 / 0.14%	0 / 0%	0 / 0%
N	\$24,509,635	\$825,427 / 3.37%	\$136,048 / 0.56%	\$33,988 / 0.14%	\$398,624 / 1.63%	\$256,766 / 1.05%	0 / 0%	0 / 0%
S	***	\$748,810 / 3.75%	\$120,960 / 0.61%	\$29,393 / 0.15%	\$322,901 / 1.62%	\$275,556 / 1.38%	0 / 0%	0 / 0%
-TC	0	0 / 0%	0 / 0%	0 / 0%	0 / 0%	0 / 0%	0 / 0%	0 / 0%
-I	0	0 / 0%	0 / 0%	0 / 0%	0 / 0%	0 / 0%	0 / 0%	0 / 0%
	\$24,592,620	\$1,648,005 / 96.01%	\$257,008 / 1.16%	\$63,382 / 0.29%	\$795,177 / 92.00%	\$532,438 / 2.57%	0 / 0%	0 / 0%
752 - UNIVERSITY OF NORTH TEXAS - COMMODITY PURCHASING UNADJUSTED GOAL IS 21.1%								
T	\$1,628,696	\$505,310 / 31.03%	\$307,639 / 18.89%	\$124,311 / 7.63%	\$64,605 / 3.97%	\$8,755 / 0.54%	0 / 0%	0 / 0%
N	\$38,098,568	\$5,569,432 / 14.62%	\$2,408,942 / 6.32%	\$1,924,787 / 5.05%	\$950,660 / 2.50%	\$275,145 / 0.72%	\$9,898 / 0.03%	0 / 0%
S	***	\$3,957,965 / 12.67%	\$1,840,070 / 5.89%	\$924,101 / 2.96%	\$913,290 / 2.92%	\$247,922 / 0.79%	\$32,581 / 0.10%	0 / 0%
-TC	0	0 / 0%	0 / 0%	0 / 0%	0 / 0%	0 / 0%	0 / 0%	0 / 0%
-I	0	0 / 0%	0 / 0%	0 / 0%	0 / 0%	0 / 0%	0 / 0%	0 / 0%
	\$39,727,263	\$10,032,707 / 58.31%	\$4,556,650 / 31.10%	\$2,973,200 / 15.64%	\$1,928,556 / 9.39%	\$531,822 / 2.05%	\$42,479 / 0.13%	0 / 0%

*** DOLLARS REPORTED BUT NOT SHOWN IN THESE COLUMNS. T=TREASURY, N=NON-TREASURY, S=SUBCONTRACTOR FUNDS & PROCUREMENT CARD HUB PURCHASES, TC=TERM CONTRACT, I= INTER GOVERNMENTAL



TEXAS HISTORICALLY UNDERUTILIZED BUSINESS (HUB) SEMI-ANNUAL REPORT RECEIVED FOR FISCAL YEAR 2024

SECTION VII - STATE AGENCY EXPENDITURE DATA

FUND TYPE	TOTAL EXPENDITURE	TOTAL SPENT WITH HUBS AMOUNT / %	BLACK AMOUNT / %	HISPANIC AMOUNT / %	WOMAN AMOUNT / %	ASIAN PACIFIC AMOUNT / %	NATIVE AMERICAN AMOUNT / %	SERVICE-DISABLED VETERAN AMOUNT / %
752 - UNIVERSITY OF NORTH TEXAS - Statewide Grand Total Expenditures								
T	\$1,803,772	\$585,679 / 32.47%	\$307,639 / 17.06%	\$130,911 / 7.26%	\$138,257 / 7.66%	\$8,871 / 0.49%	0 / 0%	0 / 0%
N	\$91,784,615	\$12,744,710 / 13.89%	\$2,561,574 / 2.79%	\$3,779,383 / 4.12%	\$5,044,897 / 5.50%	\$548,785 / 0.60%	\$810,071 / 0.88%	0 / 0%
S	***	\$14,614,582 / 18.23%	\$1,976,215 / 2.47%	\$2,179,309 / 2.72%	\$9,031,758 / 11.27%	\$564,445 / 0.70%	\$862,855 / 1.08%	0 / 0%
-TC	0	0 / 0%	0 / 0%	0 / 0%	0 / 0%	0 / 0%	0 / 0%	0 / 0%
-I	0	0 / 0%	0 / 0%	0 / 0%	0 / 0%	0 / 0%	0 / 0%	0 / 0%
	\$93,588,388	\$27,944,971 / 64.59%	\$4,845,428 / 22.31%	\$6,089,604 / 14.09%	\$14,214,912 / 24.43%	\$1,122,102 / 1.79%	\$1,672,925 / 1.96%	0 / 0%

*** DOLLARS REPORTED BUT NOT SHOWN IN THESE COLUMNS. T=TREASURY, N=NON-TREASURY, S=SUBCONTRACTOR FUNDS & PROCUREMENT CARD HUB PURCHASES, TC=TERM CONTRACT, I= INTER GOVERNMENTAL



TEXAS HISTORICALLY UNDERUTILIZED BUSINESS (HUB) SEMI-ANNUAL REPORT RECEIVED FOR FISCAL YEAR 2024

SECTION VII - STATE AGENCY EXPENDITURE DATA

FUND TYPE	TOTAL EXPENDITURE	TOTAL SPENT WITH HUBS AMOUNT / %	BLACK AMOUNT / %	HISPANIC AMOUNT / %	WOMAN AMOUNT / %	ASIAN PACIFIC AMOUNT / %	NATIVE AMERICAN AMOUNT / %	SERVICE-DISABLED VETERAN AMOUNT / %
-----------	-------------------	----------------------------------	------------------	---------------------	------------------	--------------------------	----------------------------	-------------------------------------

753 - SAM HOUSTON STATE UNIVERSITY - HEAVY CONSTRUCTION UNADJUSTED GOAL IS 11.2%

T	0	0 / 0%	0 / 0%	0 / 0%	0 / 0%	0 / 0%	0 / 0%	0 / 0%
N	0	0 / 0%	0 / 0%	0 / 0%	0 / 0%	0 / 0%	0 / 0%	0 / 0%
S	***	0 / 0%	0 / 0%	0 / 0%	0 / 0%	0 / 0%	0 / 0%	0 / 0%
-TC	0	0 / 0%	0 / 0%	0 / 0%	0 / 0%	0 / 0%	0 / 0%	0 / 0%
-I	0	0 / 0%	0 / 0%	0 / 0%	0 / 0%	0 / 0%	0 / 0%	0 / 0%
	0	0 / 0%	0 / 0%	0 / 0%	0 / 0%	0 / 0%	0 / 0%	0 / 0%

753 - SAM HOUSTON STATE UNIVERSITY - BUILDING CONSTRUCTION UNADJUSTED GOAL IS 21.1%

T	0	0 / 0%	0 / 0%	0 / 0%	0 / 0%	0 / 0%	0 / 0%	0 / 0%
N	0	0 / 0%	0 / 0%	0 / 0%	0 / 0%	0 / 0%	0 / 0%	0 / 0%
S	***	0 / 0%	0 / 0%	0 / 0%	0 / 0%	0 / 0%	0 / 0%	0 / 0%
-TC	0	0 / 0%	0 / 0%	0 / 0%	0 / 0%	0 / 0%	0 / 0%	0 / 0%
-I	0	0 / 0%	0 / 0%	0 / 0%	0 / 0%	0 / 0%	0 / 0%	0 / 0%
	0	0 / 0%	0 / 0%	0 / 0%	0 / 0%	0 / 0%	0 / 0%	0 / 0%

753 - SAM HOUSTON STATE UNIVERSITY - SPECIAL TRADE UNADJUSTED GOAL IS 32.9%

T	\$290,179	\$27,141 / 9.35%	0 / 0%	0 / 0%	\$27,141 / 9.35%	0 / 0%	0 / 0%	0 / 0%
N	0	0 / 0%	0 / 0%	0 / 0%	0 / 0%	0 / 0%	0 / 0%	0 / 0%
S	***	0 / 0%	0 / 0%	0 / 0%	0 / 0%	0 / 0%	0 / 0%	0 / 0%
-TC	0	0 / 0%	0 / 0%	0 / 0%	0 / 0%	0 / 0%	0 / 0%	0 / 0%
-I	0	0 / 0%	0 / 0%	0 / 0%	0 / 0%	0 / 0%	0 / 0%	0 / 0%
	\$290,179	\$27,141 / 9.35%	0 / 0%	0 / 0%	\$27,141 / 9.35%	0 / 0%	0 / 0%	0 / 0%

*** DOLLARS REPORTED BUT NOT SHOWN IN THESE COLUMNS. T=TREASURY, N=NON-TREASURY, S=SUBCONTRACTOR FUNDS & PROCUREMENT CARD HUB PURCHASES, TC=TERM CONTRACT, I= INTER GOVERNMENT



TEXAS HISTORICALLY UNDERUTILIZED BUSINESS (HUB) SEMI-ANNUAL REPORT RECEIVED FOR FISCAL YEAR 2024

SECTION VII - STATE AGENCY EXPENDITURE DATA

FUND TYPE	TOTAL EXPENDITURE	TOTAL SPENT WITH HUBS AMOUNT / %	BLACK AMOUNT / %	HISPANIC AMOUNT / %	WOMAN AMOUNT / %	ASIAN PACIFIC AMOUNT / %	NATIVE AMERICAN AMOUNT / %	SERVICE-DISABLED VETERAN AMOUNT / %
-----------	-------------------	----------------------------------	------------------	---------------------	------------------	--------------------------	----------------------------	-------------------------------------

753 - SAM HOUSTON STATE UNIVERSITY - PROFESSIONAL SERVICES UNADJUSTED GOAL IS 23.7%

T	0	0 / 0%	0 / 0%	0 / 0%	0 / 0%	0 / 0%	0 / 0%	0 / 0%
N	0	0 / 0%	0 / 0%	0 / 0%	0 / 0%	0 / 0%	0 / 0%	0 / 0%
S	***	0 / 0%	0 / 0%	0 / 0%	0 / 0%	0 / 0%	0 / 0%	0 / 0%
-TC	0	0 / 0%	0 / 0%	0 / 0%	0 / 0%	0 / 0%	0 / 0%	0 / 0%
-I	0	0 / 0%	0 / 0%	0 / 0%	0 / 0%	0 / 0%	0 / 0%	0 / 0%
	0	0 / 0%	0 / 0%	0 / 0%	0 / 0%	0 / 0%	0 / 0%	0 / 0%

753 - SAM HOUSTON STATE UNIVERSITY - OTHER SERVICES UNADJUSTED GOAL IS 26%

T	\$935,712	\$56,084 / 5.99%	\$306 / 0.03%	\$3,734 / 0.40%	\$51,198 / 5.47%	0 / 0%	0 / 0%	\$846 / 0.09%
N	0	0 / 0%	0 / 0%	0 / 0%	0 / 0%	0 / 0%	0 / 0%	0 / 0%
S	***	0 / 0%	0 / 0%	0 / 0%	0 / 0%	0 / 0%	0 / 0%	0 / 0%
-TC	0	0 / 0%	0 / 0%	0 / 0%	0 / 0%	0 / 0%	0 / 0%	0 / 0%
-I	0	0 / 0%	0 / 0%	0 / 0%	0 / 0%	0 / 0%	0 / 0%	0 / 0%
	\$935,712	\$56,084 / 5.99%	\$306 / 0.03%	\$3,734 / 0.40%	\$51,198 / 5.47%	0 / 0%	0 / 0%	\$846 / 0.09%

753 - SAM HOUSTON STATE UNIVERSITY - COMMODITY PURCHASING UNADJUSTED GOAL IS 21.1%

T	\$2,005,370	\$691,896 / 34.50%	\$455,179 / 22.70%	\$89,331 / 4.45%	\$138,922 / 6.93%	0 / 0%	0 / 0%	\$8,463 / 0.42%
N	\$7,790,716	\$3,781,145 / 48.53%	\$536,139 / 6.88%	\$1,860,307 / 23.88%	\$374,002 / 4.80%	\$1,000,204 / 12.84%	0 / 0%	\$10,494 / 0.13%
S	***	0 / 0%	0 / 0%	0 / 0%	0 / 0%	0 / 0%	0 / 0%	0 / 0%
-TC	0	0 / 0%	0 / 0%	0 / 0%	0 / 0%	0 / 0%	0 / 0%	0 / 0%
-I	0	0 / 0%	0 / 0%	0 / 0%	0 / 0%	0 / 0%	0 / 0%	0 / 0%
	\$9,796,086	\$4,473,042 / 83.04%	\$991,318 / 29.58%	\$1,949,638 / 28.33%	\$512,924 / 11.73%	\$1,000,204 / 12.84%	0 / 0%	\$18,957 / 0.56%

*** DOLLARS REPORTED BUT NOT SHOWN IN THESE COLUMNS. T=TREASURY, N=NON-TREASURY, S=SUBCONTRACTOR FUNDS & PROCUREMENT CARD HUB PURCHASES, TC=TERM CONTRACT, I= INTER GOVERNMENTAL



TEXAS HISTORICALLY UNDERUTILIZED BUSINESS (HUB) SEMI-ANNUAL REPORT RECEIVED FOR FISCAL YEAR 2024

SECTION VII - STATE AGENCY EXPENDITURE DATA

FUND TYPE	TOTAL EXPENDITURE	TOTAL SPENT WITH HUBS AMOUNT / %	BLACK AMOUNT / %	HISPANIC AMOUNT / %	WOMAN AMOUNT / %	ASIAN PACIFIC AMOUNT / %	NATIVE AMERICAN AMOUNT / %	SERVICE-DISABLED VETERAN AMOUNT / %
753 - SAM HOUSTON STATE UNIVERSITY - Statewide Grand Total Expenditures								
T	\$3,231,261	\$775,121 / 23.99%	\$455,485 / 14.10%	\$93,065 / 2.88%	\$217,261 / 6.72%	0 / 0%	0 / 0%	\$9,310 / 0.29%
N	\$7,790,716	\$3,781,145 / 48.53%	\$536,139 / 6.88%	\$1,860,307 / 23.88%	\$374,002 / 4.80%	\$1,000,204 / 12.84%	0 / 0%	\$10,494 / 0.13%
S	***	0 / 0%	0 / 0%	0 / 0%	0 / 0%	0 / 0%	0 / 0%	0 / 0%
-TC	0	0 / 0%	0 / 0%	0 / 0%	0 / 0%	0 / 0%	0 / 0%	0 / 0%
-I	0	0 / 0%	0 / 0%	0 / 0%	0 / 0%	0 / 0%	0 / 0%	0 / 0%
	\$11,021,977	\$4,556,266 / 72.52%	\$991,624 / 20.98%	\$1,953,372 / 26.76%	\$591,263 / 11.52%	\$1,000,204 / 12.84%	0 / 0%	\$19,804 / 0.42%

*** DOLLARS REPORTED BUT NOT SHOWN IN THESE COLUMNS. T=TREASURY, N=NON-TREASURY, S=SUBCONTRACTOR FUNDS & PROCUREMENT CARD HUB PURCHASES, TC=TERM CONTRACT, I= INTER GOVERNMENTAL



TEXAS HISTORICALLY UNDERUTILIZED BUSINESS (HUB) SEMI-ANNUAL REPORT RECEIVED FOR FISCAL YEAR 2024

SECTION VII - STATE AGENCY EXPENDITURE DATA

FUND TYPE	TOTAL EXPENDITURE	TOTAL SPENT WITH HUBS AMOUNT / %	BLACK AMOUNT / %	HISPANIC AMOUNT / %	WOMAN AMOUNT / %	ASIAN PACIFIC AMOUNT / %	NATIVE AMERICAN AMOUNT / %	SERVICE-DISABLED VETERAN AMOUNT / %
754 - TEXAS STATE UNIVERSITY - HEAVY CONSTRUCTION UNADJUSTED GOAL IS 11.2%								
T	0	0 / 0%	0 / 0%	0 / 0%	0 / 0%	0 / 0%	0 / 0%	0 / 0%
N	0	0 / 0%	0 / 0%	0 / 0%	0 / 0%	0 / 0%	0 / 0%	0 / 0%
S	***	0 / 0%	0 / 0%	0 / 0%	0 / 0%	0 / 0%	0 / 0%	0 / 0%
-TC	0	0 / 0%	0 / 0%	0 / 0%	0 / 0%	0 / 0%	0 / 0%	0 / 0%
-I	0	0 / 0%	0 / 0%	0 / 0%	0 / 0%	0 / 0%	0 / 0%	0 / 0%
	0	0 / 0%	0 / 0%	0 / 0%	0 / 0%	0 / 0%	0 / 0%	0 / 0%

754 - TEXAS STATE UNIVERSITY - BUILDING CONSTRUCTION UNADJUSTED GOAL IS 21.1%								
T	\$10,474,865	\$1,580,745 / 15.09%	0 / 0%	\$1,255,905 / 11.99%	\$320,675 / 3.06%	\$4,165 / 0.04%	0 / 0%	0 / 0%
N	\$32,489,900	\$3,682,589 / 11.33%	\$26,745 / 0.08%	\$2,181,876 / 6.72%	\$1,472,299 / 4.53%	\$430 / 0.00%	0 / 0%	\$1,240 / 0.00%
S	***	\$9,086,204 / 21.15%	\$62,301 / 0.15%	\$7,141,915 / 16.62%	\$1,618,734 / 3.77%	\$248,745 / 0.58%	\$14,509 / 0.03%	0 / 0%
-TC	0	0 / 0%	0 / 0%	0 / 0%	0 / 0%	0 / 0%	0 / 0%	0 / 0%
-I	0	0 / 0%	0 / 0%	0 / 0%	0 / 0%	0 / 0%	0 / 0%	0 / 0%
	\$42,964,765	\$14,349,539 / 47.57%	\$89,046 / 0.23%	\$10,579,696 / 35.33%	\$3,411,708 / 11.36%	\$253,340 / 0.62%	\$14,509 / 0.03%	\$1,240 / 0.00%

754 - TEXAS STATE UNIVERSITY - SPECIAL TRADE UNADJUSTED GOAL IS 32.9%								
T	\$63,141	0 / 0%	0 / 0%	0 / 0%	0 / 0%	0 / 0%	0 / 0%	0 / 0%
N	\$1,317,187	\$279,192 / 21.20%	\$4,281 / 0.32%	\$150,510 / 11.43%	\$124,402 / 9.44%	0 / 0%	0 / 0%	0 / 0%
S	***	\$98,147 / 7.68%	0 / 0%	\$98,147 / 7.68%	0 / 0%	0 / 0%	0 / 0%	0 / 0%
-TC	0	0 / 0%	0 / 0%	0 / 0%	0 / 0%	0 / 0%	0 / 0%	0 / 0%
-I	0	0 / 0%	0 / 0%	0 / 0%	0 / 0%	0 / 0%	0 / 0%	0 / 0%
	\$1,380,328	\$377,339 / 28.87%	\$4,281 / 0.32%	\$248,657 / 19.10%	\$124,402 / 9.44%	0 / 0%	0 / 0%	0 / 0%

*** DOLLARS REPORTED BUT NOT SHOWN IN THESE COLUMNS. T=TREASURY, N=NON-TREASURY, S=SUBCONTRACTOR FUNDS & PROCUREMENT CARD HUB PURCHASES, TC=TERM CONTRACT, I= INTER GOVERNMENTAL



TEXAS HISTORICALLY UNDERUTILIZED BUSINESS (HUB) SEMI-ANNUAL REPORT RECEIVED FOR FISCAL YEAR 2024

SECTION VII - STATE AGENCY EXPENDITURE DATA

FUND TYPE	TOTAL EXPENDITURE	TOTAL SPENT WITH HUBS AMOUNT / %	BLACK AMOUNT / %	HISPANIC AMOUNT / %	WOMAN AMOUNT / %	ASIAN PACIFIC AMOUNT / %	NATIVE AMERICAN AMOUNT / %	SERVICE-DISABLED VETERAN AMOUNT / %
754 - TEXAS STATE UNIVERSITY - PROFESSIONAL SERVICES UNADJUSTED GOAL IS 23.7%								
T	\$29,165	\$23,148 / 79.37%	0 / 0%	0 / 0%	0 / 0%	\$23,148 / 79.37%	0 / 0%	0 / 0%
N	\$1,605,210	\$247,072 / 15.39%	0 / 0%	\$203,081 / 12.65%	\$41,296 / 2.57%	\$2,695 / 0.17%	0 / 0%	0 / 0%
S	***	0 / 0%	0 / 0%	0 / 0%	0 / 0%	0 / 0%	0 / 0%	0 / 0%
-TC	0	0 / 0%	0 / 0%	0 / 0%	0 / 0%	0 / 0%	0 / 0%	0 / 0%
-I	0	0 / 0%	0 / 0%	0 / 0%	0 / 0%	0 / 0%	0 / 0%	0 / 0%
	\$1,634,375	\$270,220 / 94.76%	0 / 0%	\$203,081 / 12.65%	\$41,296 / 2.57%	\$25,843 / 79.54%	0 / 0%	0 / 0%
754 - TEXAS STATE UNIVERSITY - OTHER SERVICES UNADJUSTED GOAL IS 26%								
T	\$1,450,612	\$65,468 / 4.51%	\$2,934 / 0.20%	0 / 0%	\$62,534 / 4.31%	0 / 0%	0 / 0%	0 / 0%
N	\$13,456,246	\$1,148,199 / 8.53%	\$113,650 / 0.84%	\$125,442 / 0.93%	\$849,648 / 6.31%	\$59,459 / 0.44%	0 / 0%	0 / 0%
S	***	\$414,162 / 3.87%	\$408,309 / 3.81%	\$1,227 / 0.01%	\$3,193 / 0.03%	\$323 / 0.00%	0 / 0%	\$1,110 / 0.01%
-TC	0	0 / 0%	0 / 0%	0 / 0%	0 / 0%	0 / 0%	0 / 0%	0 / 0%
-I	\$60,812	0 / 0%	0 / 0%	0 / 0%	0 / 0%	0 / 0%	0 / 0%	0 / 0%
	\$14,846,046	\$1,627,829 / 16.91%	\$524,892 / 4.86%	\$126,669 / 0.94%	\$915,375 / 10.65%	\$59,782 / 0.44%	0 / 0%	\$1,110 / 0.01%
754 - TEXAS STATE UNIVERSITY - COMMODITY PURCHASING UNADJUSTED GOAL IS 21.1%								
T	\$1,881,515	\$124,079 / 6.59%	\$5,562 / 0.30%	\$17,884 / 0.95%	\$97,528 / 5.18%	\$3,105 / 0.17%	0 / 0%	0 / 0%
N	\$21,170,524	\$4,444,280 / 20.99%	\$1,947,674 / 9.20%	\$766,558 / 3.62%	\$182,275 / 0.86%	\$1,543,183 / 7.29%	\$593 / 0.00%	\$3,996 / 0.02%
S	***	\$2,857 / 0.12%	0 / 0%	\$1,551 / 0.07%	\$1,306 / 0.06%	0 / 0%	0 / 0%	0 / 0%
-TC	0	0 / 0%	0 / 0%	0 / 0%	0 / 0%	0 / 0%	0 / 0%	0 / 0%
-I	\$24,314	0 / 0%	0 / 0%	0 / 0%	0 / 0%	0 / 0%	0 / 0%	0 / 0%
	\$23,027,726	\$4,571,216 / 27.71%	\$1,953,236 / 9.50%	\$785,994 / 4.64%	\$281,109 / 6.10%	\$1,546,288 / 7.45%	\$593 / 0.00%	\$3,996 / 0.02%

*** DOLLARS REPORTED BUT NOT SHOWN IN THESE COLUMNS. T=TREASURY, N=NON-TREASURY, S=SUBCONTRACTOR FUNDS & PROCUREMENT CARD HUB PURCHASES, TC=TERM CONTRACT, I= INTER GOVERNMENTAL



TEXAS HISTORICALLY UNDERUTILIZED BUSINESS (HUB) SEMI-ANNUAL REPORT RECEIVED FOR FISCAL YEAR 2024

SECTION VII - STATE AGENCY EXPENDITURE DATA

FUND TYPE	TOTAL EXPENDITURE	TOTAL SPENT WITH HUBS AMOUNT / %	BLACK AMOUNT / %	HISPANIC AMOUNT / %	WOMAN AMOUNT / %	ASIAN PACIFIC AMOUNT / %	NATIVE AMERICAN AMOUNT / %	SERVICE-DISABLED VETERAN AMOUNT / %
754 - TEXAS STATE UNIVERSITY - Statewide Grand Total Expenditures								
T	\$13,899,298	\$1,793,440 / 12.90%	\$8,496 / 0.06%	\$1,273,789 / 9.16%	\$480,736 / 3.46%	\$30,419 / 0.22%	0 / 0%	0 / 0%
N	\$70,039,068	\$9,801,332 / 13.99%	\$2,092,349 / 2.99%	\$3,427,467 / 4.89%	\$2,669,920 / 3.81%	\$1,605,767 / 2.29%	\$593 / 0.00%	\$5,236 / 0.01%
S	***	\$9,601,371 / 16.75%	\$470,609 / 0.82%	\$7,242,840 / 12.64%	\$1,623,234 / 2.83%	\$249,068 / 0.43%	\$14,509 / 0.03%	\$1,110 / 0.00%
-TC	0	0 / 0%	0 / 0%	0 / 0%	0 / 0%	0 / 0%	0 / 0%	0 / 0%
-I	\$85,126	0 / 0%	0 / 0%	0 / 0%	0 / 0%	0 / 0%	0 / 0%	0 / 0%
	\$83,853,239	\$21,196,143 / 43.65%	\$2,571,455 / 3.87%	\$11,944,096 / 26.69%	\$4,773,890 / 10.10%	\$1,885,254 / 2.95%	\$15,102 / 0.03%	\$6,346 / 0.01%

*** DOLLARS REPORTED BUT NOT SHOWN IN THESE COLUMNS. T=TREASURY, N=NON-TREASURY, S=SUBCONTRACTOR FUNDS & PROCUREMENT CARD HUB PURCHASES, TC=TERM CONTRACT, I= INTER GOVERNMENTAL



TEXAS HISTORICALLY UNDERUTILIZED BUSINESS (HUB) SEMI-ANNUAL REPORT RECEIVED FOR FISCAL YEAR 2024

SECTION VII - STATE AGENCY EXPENDITURE DATA

FUND TYPE	TOTAL EXPENDITURE	TOTAL SPENT WITH HUBS AMOUNT / %	BLACK AMOUNT / %	HISPANIC AMOUNT / %	WOMAN AMOUNT / %	ASIAN PACIFIC AMOUNT / %	NATIVE AMERICAN AMOUNT / %	SERVICE-DISABLED VETERAN AMOUNT / %
-----------	-------------------	----------------------------------	------------------	---------------------	------------------	--------------------------	----------------------------	-------------------------------------

755 - STEPHEN F AUSTIN STATE UNIVERSITY - HEAVY CONSTRUCTION UNADJUSTED GOAL IS 11.2%

T	0	0 / 0%	0 / 0%	0 / 0%	0 / 0%	0 / 0%	0 / 0%	0 / 0%
N	\$23,895	0 / 0%	0 / 0%	0 / 0%	0 / 0%	0 / 0%	0 / 0%	0 / 0%
S	***	0 / 0%	0 / 0%	0 / 0%	0 / 0%	0 / 0%	0 / 0%	0 / 0%
-TC	0	0 / 0%	0 / 0%	0 / 0%	0 / 0%	0 / 0%	0 / 0%	0 / 0%
-I	0	0 / 0%	0 / 0%	0 / 0%	0 / 0%	0 / 0%	0 / 0%	0 / 0%
	\$23,895	0 / 0%	0 / 0%	0 / 0%	0 / 0%	0 / 0%	0 / 0%	0 / 0%

755 - STEPHEN F AUSTIN STATE UNIVERSITY - BUILDING CONSTRUCTION UNADJUSTED GOAL IS 21.1%

T	0	0 / 0%	0 / 0%	0 / 0%	0 / 0%	0 / 0%	0 / 0%	0 / 0%
N	\$4,016,306	\$171,118 / 4.26%	0 / 0%	0 / 0%	\$171,118 / 4.26%	0 / 0%	0 / 0%	0 / 0%
S	***	\$142,249 / 3.94%	0 / 0%	\$67,957 / 1.88%	\$40,218 / 1.11%	\$34,075 / 0.94%	0 / 0%	0 / 0%
-TC	0	0 / 0%	0 / 0%	0 / 0%	0 / 0%	0 / 0%	0 / 0%	0 / 0%
-I	0	0 / 0%	0 / 0%	0 / 0%	0 / 0%	0 / 0%	0 / 0%	0 / 0%
	\$4,016,306	\$313,367 / 8.20%	0 / 0%	\$67,957 / 1.88%	\$211,336 / 5.37%	\$34,075 / 0.94%	0 / 0%	0 / 0%

755 - STEPHEN F AUSTIN STATE UNIVERSITY - SPECIAL TRADE UNADJUSTED GOAL IS 32.9%

T	0	0 / 0%	0 / 0%	0 / 0%	0 / 0%	0 / 0%	0 / 0%	0 / 0%
N	\$3,527,836	\$554,777 / 15.73%	0 / 0%	\$479,482 / 13.59%	\$75,295 / 2.13%	0 / 0%	0 / 0%	0 / 0%
S	***	0 / 0%	0 / 0%	0 / 0%	0 / 0%	0 / 0%	0 / 0%	0 / 0%
-TC	0	0 / 0%	0 / 0%	0 / 0%	0 / 0%	0 / 0%	0 / 0%	0 / 0%
-I	0	0 / 0%	0 / 0%	0 / 0%	0 / 0%	0 / 0%	0 / 0%	0 / 0%
	\$3,527,836	\$554,777 / 15.73%	0 / 0%	\$479,482 / 13.59%	\$75,295 / 2.13%	0 / 0%	0 / 0%	0 / 0%

*** DOLLARS REPORTED BUT NOT SHOWN IN THESE COLUMNS. T=TREASURY, N=NON-TREASURY, S=SUBCONTRACTOR FUNDS & PROCUREMENT CARD HUB PURCHASES, TC=TERM CONTRACT, I= INTER GOVERNMENT



TEXAS HISTORICALLY UNDERUTILIZED BUSINESS (HUB) SEMI-ANNUAL REPORT RECEIVED FOR FISCAL YEAR 2024

SECTION VII - STATE AGENCY EXPENDITURE DATA

FUND TYPE	TOTAL EXPENDITURE	TOTAL SPENT WITH HUBS AMOUNT / %	BLACK AMOUNT / %	HISPANIC AMOUNT / %	WOMAN AMOUNT / %	ASIAN PACIFIC AMOUNT / %	NATIVE AMERICAN AMOUNT / %	SERVICE-DISABLED VETERAN AMOUNT / %
755 - STEPHEN F AUSTIN STATE UNIVERSITY - PROFESSIONAL SERVICES UNADJUSTED GOAL IS 23.7%								
T	0	0 / 0%	0 / 0%	0 / 0%	0 / 0%	0 / 0%	0 / 0%	0 / 0%
N	\$1,005,615	\$17,304 / 1.72%	0 / 0%	\$13,204 / 1.31%	\$4,100 / 0.41%	0 / 0%	0 / 0%	0 / 0%
S	***	\$1,225 / 0.31%	0 / 0%	\$508 / 0.13%	\$718 / 0.18%	0 / 0%	0 / 0%	0 / 0%
-TC	0	0 / 0%	0 / 0%	0 / 0%	0 / 0%	0 / 0%	0 / 0%	0 / 0%
-I	0	0 / 0%	0 / 0%	0 / 0%	0 / 0%	0 / 0%	0 / 0%	0 / 0%
	\$1,005,615	\$18,529 / 2.03%	0 / 0%	\$13,712 / 1.44%	\$4,818 / 0.59%	0 / 0%	0 / 0%	0 / 0%

755 - STEPHEN F AUSTIN STATE UNIVERSITY - OTHER SERVICES UNADJUSTED GOAL IS 26%								
T	-\$5,885	0 / 0%	0 / 0%	0 / 0%	0 / 0%	0 / 0%	0 / 0%	0 / 0%
N	\$4,910,643	\$630,203 / 12.83%	\$31,171 / 0.63%	\$334,202 / 6.81%	\$189,478 / 3.86%	\$75,353 / 1.53%	0 / 0%	0 / 0%
S	***	0 / 0%	0 / 0%	0 / 0%	0 / 0%	0 / 0%	0 / 0%	0 / 0%
-TC	0	0 / 0%	0 / 0%	0 / 0%	0 / 0%	0 / 0%	0 / 0%	0 / 0%
-I	0	0 / 0%	0 / 0%	0 / 0%	0 / 0%	0 / 0%	0 / 0%	0 / 0%
	\$4,904,758	\$630,203 / 12.83%	\$31,171 / 0.63%	\$334,202 / 6.81%	\$189,478 / 3.86%	\$75,353 / 1.53%	0 / 0%	0 / 0%

755 - STEPHEN F AUSTIN STATE UNIVERSITY - COMMODITY PURCHASING UNADJUSTED GOAL IS 21.1%								
T	-\$11,457	0 / 0%	0 / 0%	0 / 0%	0 / 0%	0 / 0%	0 / 0%	0 / 0%
N	\$20,242,510	\$1,700,758 / 8.40%	\$294,047 / 1.45%	\$338,107 / 1.67%	\$935,443 / 4.62%	\$133,162 / 0.66%	0 / 0%	0 / 0%
S	***	\$225,961 / 2.53%	0 / 0%	\$225,961 / 2.53%	0 / 0%	0 / 0%	0 / 0%	0 / 0%
-TC	0	0 / 0%	0 / 0%	0 / 0%	0 / 0%	0 / 0%	0 / 0%	0 / 0%
-I	0	0 / 0%	0 / 0%	0 / 0%	0 / 0%	0 / 0%	0 / 0%	0 / 0%
	\$20,231,053	\$1,926,719 / 10.93%	\$294,047 / 1.45%	\$564,068 / 4.20%	\$935,443 / 4.62%	\$133,162 / 0.66%	0 / 0%	0 / 0%

*** DOLLARS REPORTED BUT NOT SHOWN IN THESE COLUMNS. T=TREASURY, N=NON-TREASURY, S=SUBCONTRACTOR FUNDS & PROCUREMENT CARD HUB PURCHASES, TC=TERM CONTRACT, I= INTER GOVERNMENTAL



TEXAS HISTORICALLY UNDERUTILIZED BUSINESS (HUB) SEMI-ANNUAL REPORT RECEIVED FOR FISCAL YEAR 2024

SECTION VII - STATE AGENCY EXPENDITURE DATA

FUND TYPE	TOTAL EXPENDITURE	TOTAL SPENT WITH HUBS AMOUNT / %	BLACK AMOUNT / %	HISPANIC AMOUNT / %	WOMAN AMOUNT / %	ASIAN PACIFIC AMOUNT / %	NATIVE AMERICAN AMOUNT / %	SERVICE-DISABLED VETERAN AMOUNT / %
755 - STEPHEN F AUSTIN STATE UNIVERSITY - Statewide Grand Total Expenditures								
T	\$-17,342	0 / 0%	0 / 0%	0 / 0%	0 / 0%	0 / 0%	0 / 0%	0 / 0%
N	\$33,726,805	\$3,074,160 / 9.11%	\$325,217 / 0.96%	\$1,164,995 / 3.45%	\$1,375,433 / 4.08%	\$208,514 / 0.62%	0 / 0%	0 / 0%
S	***	\$369,435 / 2.85%	0 / 0%	\$294,425 / 2.27%	\$40,935 / 0.32%	\$34,075 / 0.26%	0 / 0%	0 / 0%
-TC	0	0 / 0%	0 / 0%	0 / 0%	0 / 0%	0 / 0%	0 / 0%	0 / 0%
-I	0	0 / 0%	0 / 0%	0 / 0%	0 / 0%	0 / 0%	0 / 0%	0 / 0%
	\$33,709,462	\$3,443,595 / 11.97%	\$325,217 / 0.96%	\$1,459,420 / 5.73%	\$1,416,368 / 4.39%	\$242,589 / 0.88%	0 / 0%	0 / 0%

*** DOLLARS REPORTED BUT NOT SHOWN IN THESE COLUMNS. T=TREASURY, N=NON-TREASURY, S=SUBCONTRACTOR FUNDS & PROCUREMENT CARD HUB PURCHASES, TC=TERM CONTRACT, I= INTER GOVERNMENTAL



TEXAS HISTORICALLY UNDERUTILIZED BUSINESS (HUB) SEMI-ANNUAL REPORT RECEIVED FOR FISCAL YEAR 2024

SECTION VII - STATE AGENCY EXPENDITURE DATA

FUND TYPE	TOTAL EXPENDITURE	TOTAL SPENT WITH HUBS AMOUNT / %	BLACK AMOUNT / %	HISPANIC AMOUNT / %	WOMAN AMOUNT / %	ASIAN PACIFIC AMOUNT / %	NATIVE AMERICAN AMOUNT / %	SERVICE-DISABLED VETERAN AMOUNT / %
-----------	-------------------	----------------------------------	------------------	---------------------	------------------	--------------------------	----------------------------	-------------------------------------

756 - SUL ROSS STATE UNIVERSITY - HEAVY CONSTRUCTION UNADJUSTED GOAL IS 11.2%

T	0	0 / 0%	0 / 0%	0 / 0%	0 / 0%	0 / 0%	0 / 0%	0 / 0%
N	\$700	0 / 0%	0 / 0%	0 / 0%	0 / 0%	0 / 0%	0 / 0%	0 / 0%
S	***	0 / 0%	0 / 0%	0 / 0%	0 / 0%	0 / 0%	0 / 0%	0 / 0%
-TC	0	0 / 0%	0 / 0%	0 / 0%	0 / 0%	0 / 0%	0 / 0%	0 / 0%
-I	0	0 / 0%	0 / 0%	0 / 0%	0 / 0%	0 / 0%	0 / 0%	0 / 0%
	\$700	0 / 0%	0 / 0%	0 / 0%	0 / 0%	0 / 0%	0 / 0%	0 / 0%

756 - SUL ROSS STATE UNIVERSITY - BUILDING CONSTRUCTION UNADJUSTED GOAL IS 21.1%

T	0	0 / 0%	0 / 0%	0 / 0%	0 / 0%	0 / 0%	0 / 0%	0 / 0%
N	\$680,303	0 / 0%	0 / 0%	0 / 0%	0 / 0%	0 / 0%	0 / 0%	0 / 0%
S	***	0 / 0%	0 / 0%	0 / 0%	0 / 0%	0 / 0%	0 / 0%	0 / 0%
-TC	0	0 / 0%	0 / 0%	0 / 0%	0 / 0%	0 / 0%	0 / 0%	0 / 0%
-I	0	0 / 0%	0 / 0%	0 / 0%	0 / 0%	0 / 0%	0 / 0%	0 / 0%
	\$680,303	0 / 0%	0 / 0%	0 / 0%	0 / 0%	0 / 0%	0 / 0%	0 / 0%

756 - SUL ROSS STATE UNIVERSITY - SPECIAL TRADE UNADJUSTED GOAL IS 32.9%

T	0	0 / 0%	0 / 0%	0 / 0%	0 / 0%	0 / 0%	0 / 0%	0 / 0%
N	\$450	0 / 0%	0 / 0%	0 / 0%	0 / 0%	0 / 0%	0 / 0%	0 / 0%
S	***	0 / 0%	0 / 0%	0 / 0%	0 / 0%	0 / 0%	0 / 0%	0 / 0%
-TC	0	0 / 0%	0 / 0%	0 / 0%	0 / 0%	0 / 0%	0 / 0%	0 / 0%
-I	0	0 / 0%	0 / 0%	0 / 0%	0 / 0%	0 / 0%	0 / 0%	0 / 0%
	\$450	0 / 0%	0 / 0%	0 / 0%	0 / 0%	0 / 0%	0 / 0%	0 / 0%

*** DOLLARS REPORTED BUT NOT SHOWN IN THESE COLUMNS. T=TREASURY, N=NON-TREASURY, S=SUBCONTRACTOR FUNDS & PROCUREMENT CARD HUB PURCHASES, TC=TERM CONTRACT, I= INTER GOVERNMENT



TEXAS HISTORICALLY UNDERUTILIZED BUSINESS (HUB) SEMI-ANNUAL REPORT RECEIVED FOR FISCAL YEAR 2024

SECTION VII - STATE AGENCY EXPENDITURE DATA

FUND TYPE	TOTAL EXPENDITURE	TOTAL SPENT WITH HUBS AMOUNT / %	BLACK AMOUNT / %	HISPANIC AMOUNT / %	WOMAN AMOUNT / %	ASIAN PACIFIC AMOUNT / %	NATIVE AMERICAN AMOUNT / %	SERVICE-DISABLED VETERAN AMOUNT / %
-----------	-------------------	----------------------------------	------------------	---------------------	------------------	--------------------------	----------------------------	-------------------------------------

756 - SUL ROSS STATE UNIVERSITY - PROFESSIONAL SERVICES UNADJUSTED GOAL IS 23.7%

T	0	0 / 0%	0 / 0%	0 / 0%	0 / 0%	0 / 0%	0 / 0%	0 / 0%
N	0	0 / 0%	0 / 0%	0 / 0%	0 / 0%	0 / 0%	0 / 0%	0 / 0%
S	***	0 / 0%	0 / 0%	0 / 0%	0 / 0%	0 / 0%	0 / 0%	0 / 0%
-TC	0	0 / 0%	0 / 0%	0 / 0%	0 / 0%	0 / 0%	0 / 0%	0 / 0%
-I	0	0 / 0%	0 / 0%	0 / 0%	0 / 0%	0 / 0%	0 / 0%	0 / 0%
	0	0 / 0%	0 / 0%	0 / 0%	0 / 0%	0 / 0%	0 / 0%	0 / 0%

756 - SUL ROSS STATE UNIVERSITY - OTHER SERVICES UNADJUSTED GOAL IS 26%

T	0	0 / 0%	0 / 0%	0 / 0%	0 / 0%	0 / 0%	0 / 0%	0 / 0%
N	\$1,851,024	\$90,907 / 4.91%	\$13,738 / 0.74%	\$72,654 / 3.93%	\$4,447 / 0.24%	\$68 / 0.00%	0 / 0%	0 / 0%
S	***	0 / 0%	0 / 0%	0 / 0%	0 / 0%	0 / 0%	0 / 0%	0 / 0%
-TC	0	0 / 0%	0 / 0%	0 / 0%	0 / 0%	0 / 0%	0 / 0%	0 / 0%
-I	0	0 / 0%	0 / 0%	0 / 0%	0 / 0%	0 / 0%	0 / 0%	0 / 0%
	\$1,851,024	\$90,907 / 4.91%	\$13,738 / 0.74%	\$72,654 / 3.93%	\$4,447 / 0.24%	\$68 / 0.00%	0 / 0%	0 / 0%

756 - SUL ROSS STATE UNIVERSITY - COMMODITY PURCHASING UNADJUSTED GOAL IS 21.1%

T	0	0 / 0%	0 / 0%	0 / 0%	0 / 0%	0 / 0%	0 / 0%	0 / 0%
N	\$1,732,636	\$455,917 / 26.31%	\$24,675 / 1.42%	\$54,074 / 3.12%	\$167,727 / 9.68%	\$209,442 / 12.09%	0 / 0%	0 / 0%
S	***	0 / 0%	0 / 0%	0 / 0%	0 / 0%	0 / 0%	0 / 0%	0 / 0%
-TC	0	0 / 0%	0 / 0%	0 / 0%	0 / 0%	0 / 0%	0 / 0%	0 / 0%
-I	0	0 / 0%	0 / 0%	0 / 0%	0 / 0%	0 / 0%	0 / 0%	0 / 0%
	\$1,732,636	\$455,917 / 26.31%	\$24,675 / 1.42%	\$54,074 / 3.12%	\$167,727 / 9.68%	\$209,442 / 12.09%	0 / 0%	0 / 0%

*** DOLLARS REPORTED BUT NOT SHOWN IN THESE COLUMNS. T=TREASURY, N=NON-TREASURY, S=SUBCONTRACTOR FUNDS & PROCUREMENT CARD HUB PURCHASES, TC=TERM CONTRACT, I= INTER GOVERNMENTAL



TEXAS HISTORICALLY UNDERUTILIZED BUSINESS (HUB) SEMI-ANNUAL REPORT RECEIVED FOR FISCAL YEAR 2024

SECTION VII - STATE AGENCY EXPENDITURE DATA

FUND TYPE	TOTAL EXPENDITURE	TOTAL SPENT WITH HUBS AMOUNT / %	BLACK AMOUNT / %	HISPANIC AMOUNT / %	WOMAN AMOUNT / %	ASIAN PACIFIC AMOUNT / %	NATIVE AMERICAN AMOUNT / %	SERVICE-DISABLED VETERAN AMOUNT / %
756 - SUL ROSS STATE UNIVERSITY - Statewide Grand Total Expenditures								
T	0	0 / 0%	0 / 0%	0 / 0%	0 / 0%	0 / 0%	0 / 0%	0 / 0%
N	\$4,265,113	\$546,824 / 12.82%	\$38,412 / 0.90%	\$126,728 / 2.97%	\$172,174 / 4.04%	\$209,510 / 4.91%	0 / 0%	0 / 0%
S	***	0 / 0%	0 / 0%	0 / 0%	0 / 0%	0 / 0%	0 / 0%	0 / 0%
-TC	0	0 / 0%	0 / 0%	0 / 0%	0 / 0%	0 / 0%	0 / 0%	0 / 0%
-I	0	0 / 0%	0 / 0%	0 / 0%	0 / 0%	0 / 0%	0 / 0%	0 / 0%
	\$4,265,113	\$546,824 / 12.82%	\$38,412 / 0.90%	\$126,728 / 2.97%	\$172,174 / 4.04%	\$209,510 / 4.91%	0 / 0%	0 / 0%

*** DOLLARS REPORTED BUT NOT SHOWN IN THESE COLUMNS. T=TREASURY, N=NON-TREASURY, S=SUBCONTRACTOR FUNDS & PROCUREMENT CARD HUB PURCHASES, TC=TERM CONTRACT, I= INTER GOVERNMENTAL



TEXAS HISTORICALLY UNDERUTILIZED BUSINESS (HUB) SEMI-ANNUAL REPORT RECEIVED FOR FISCAL YEAR 2024

SECTION VII - STATE AGENCY EXPENDITURE DATA

FUND TYPE	TOTAL EXPENDITURE	TOTAL SPENT WITH HUBS AMOUNT / %	BLACK AMOUNT / %	HISPANIC AMOUNT / %	WOMAN AMOUNT / %	ASIAN PACIFIC AMOUNT / %	NATIVE AMERICAN AMOUNT / %	SERVICE-DISABLED VETERAN AMOUNT / %
-----------	-------------------	----------------------------------	------------------	---------------------	------------------	--------------------------	----------------------------	-------------------------------------

757 - WEST TEXAS A & M UNIVERSITY - HEAVY CONSTRUCTION UNADJUSTED GOAL IS 11.2%

T	0	0 / 0%	0 / 0%	0 / 0%	0 / 0%	0 / 0%	0 / 0%	0 / 0%
N	0	0 / 0%	0 / 0%	0 / 0%	0 / 0%	0 / 0%	0 / 0%	0 / 0%
S	***	0 / 0%	0 / 0%	0 / 0%	0 / 0%	0 / 0%	0 / 0%	0 / 0%
-TC	0	0 / 0%	0 / 0%	0 / 0%	0 / 0%	0 / 0%	0 / 0%	0 / 0%
-I	0	0 / 0%	0 / 0%	0 / 0%	0 / 0%	0 / 0%	0 / 0%	0 / 0%
	0	0 / 0%	0 / 0%	0 / 0%	0 / 0%	0 / 0%	0 / 0%	0 / 0%

757 - WEST TEXAS A & M UNIVERSITY - BUILDING CONSTRUCTION UNADJUSTED GOAL IS 21.1%

T	0	0 / 0%	0 / 0%	0 / 0%	0 / 0%	0 / 0%	0 / 0%	0 / 0%
N	0	0 / 0%	0 / 0%	0 / 0%	0 / 0%	0 / 0%	0 / 0%	0 / 0%
S	***	0 / 0%	0 / 0%	0 / 0%	0 / 0%	0 / 0%	0 / 0%	0 / 0%
-TC	0	0 / 0%	0 / 0%	0 / 0%	0 / 0%	0 / 0%	0 / 0%	0 / 0%
-I	0	0 / 0%	0 / 0%	0 / 0%	0 / 0%	0 / 0%	0 / 0%	0 / 0%
	0	0 / 0%	0 / 0%	0 / 0%	0 / 0%	0 / 0%	0 / 0%	0 / 0%

757 - WEST TEXAS A & M UNIVERSITY - SPECIAL TRADE UNADJUSTED GOAL IS 32.9%

T	0	0 / 0%	0 / 0%	0 / 0%	0 / 0%	0 / 0%	0 / 0%	0 / 0%
N	0	0 / 0%	0 / 0%	0 / 0%	0 / 0%	0 / 0%	0 / 0%	0 / 0%
S	***	0 / 0%	0 / 0%	0 / 0%	0 / 0%	0 / 0%	0 / 0%	0 / 0%
-TC	0	0 / 0%	0 / 0%	0 / 0%	0 / 0%	0 / 0%	0 / 0%	0 / 0%
-I	0	0 / 0%	0 / 0%	0 / 0%	0 / 0%	0 / 0%	0 / 0%	0 / 0%
	0	0 / 0%	0 / 0%	0 / 0%	0 / 0%	0 / 0%	0 / 0%	0 / 0%

*** DOLLARS REPORTED BUT NOT SHOWN IN THESE COLUMNS. T=TREASURY, N=NON-TREASURY, S=SUBCONTRACTOR FUNDS & PROCUREMENT CARD HUB PURCHASES, TC=TERM CONTRACT, I= INTER GOVERNMENTAL



TEXAS HISTORICALLY UNDERUTILIZED BUSINESS (HUB) SEMI-ANNUAL REPORT RECEIVED FOR FISCAL YEAR 2024

SECTION VII - STATE AGENCY EXPENDITURE DATA

FUND TYPE	TOTAL EXPENDITURE	TOTAL SPENT WITH HUBS AMOUNT / %	BLACK AMOUNT / %	HISPANIC AMOUNT / %	WOMAN AMOUNT / %	ASIAN PACIFIC AMOUNT / %	NATIVE AMERICAN AMOUNT / %	SERVICE-DISABLED VETERAN AMOUNT / %
-----------	-------------------	----------------------------------	------------------	---------------------	------------------	--------------------------	----------------------------	-------------------------------------

757 - WEST TEXAS A & M UNIVERSITY - PROFESSIONAL SERVICES UNADJUSTED GOAL IS 23.7%

T	0	0 / 0%	0 / 0%	0 / 0%	0 / 0%	0 / 0%	0 / 0%	0 / 0%
N	\$32,475	\$30,000 / 92.38%	\$30,000 / 92.38%	0 / 0%	0 / 0%	0 / 0%	0 / 0%	0 / 0%
S	***	0 / 0%	0 / 0%	0 / 0%	0 / 0%	0 / 0%	0 / 0%	0 / 0%
-TC	0	0 / 0%	0 / 0%	0 / 0%	0 / 0%	0 / 0%	0 / 0%	0 / 0%
-I	0	0 / 0%	0 / 0%	0 / 0%	0 / 0%	0 / 0%	0 / 0%	0 / 0%
	\$32,475	\$30,000 / 92.38%	\$30,000 / 92.38%	0 / 0%	0 / 0%	0 / 0%	0 / 0%	0 / 0%

757 - WEST TEXAS A & M UNIVERSITY - OTHER SERVICES UNADJUSTED GOAL IS 26%

T	\$1,185,284	\$52,564 / 4.43%	0 / 0%	\$4,100 / 0.35%	\$14 / 0.00%	\$48,450 / 4.09%	0 / 0%	0 / 0%
N	\$15,664,286	\$101,704 / 0.65%	\$1,400 / 0.01%	\$100,279 / 0.64%	\$25 / 0.00%	0 / 0%	0 / 0%	0 / 0%
S	***	\$272,860 / 1.84%	0 / 0%	\$137,434 / 0.93%	\$132,634 / 0.89%	\$2,792 / 0.02%	0 / 0%	0 / 0%
-TC	0	0 / 0%	0 / 0%	0 / 0%	0 / 0%	0 / 0%	0 / 0%	0 / 0%
-I	0	0 / 0%	0 / 0%	0 / 0%	0 / 0%	0 / 0%	0 / 0%	0 / 0%
	\$16,849,570	\$427,128 / 6.92%	\$1,400 / 0.01%	\$241,812 / 1.91%	\$132,673 / 0.90%	\$51,242 / 4.11%	0 / 0%	0 / 0%

757 - WEST TEXAS A & M UNIVERSITY - COMMODITY PURCHASING UNADJUSTED GOAL IS 21.1%

T	\$889,987	\$171,939 / 19.32%	\$47,088 / 5.29%	\$73,242 / 8.23%	\$20,609 / 2.32%	\$31,000 / 3.48%	0 / 0%	0 / 0%
N	\$3,390,641	\$504,013 / 14.86%	\$205,585 / 6.06%	\$140,200 / 4.13%	\$86,005 / 2.54%	\$72,224 / 2.13%	0 / 0%	0 / 0%
S	***	\$37,674 / 9.53%	\$148 / 0.04%	\$8,125 / 2.06%	\$29,402 / 7.44%	0 / 0%	0 / 0%	0 / 0%
-TC	0	0 / 0%	0 / 0%	0 / 0%	0 / 0%	0 / 0%	0 / 0%	0 / 0%
-I	0	0 / 0%	0 / 0%	0 / 0%	0 / 0%	0 / 0%	0 / 0%	0 / 0%
	\$4,280,628	\$713,626 / 43.72%	\$252,821 / 11.39%	\$221,567 / 14.42%	\$136,015 / 12.29%	\$103,224 / 5.61%	0 / 0%	0 / 0%

*** DOLLARS REPORTED BUT NOT SHOWN IN THESE COLUMNS. T=TREASURY, N=NON-TREASURY, S=SUBCONTRACTOR FUNDS & PROCUREMENT CARD HUB PURCHASES, TC=TERM CONTRACT, I= INTER GOVERNMENTAL



TEXAS HISTORICALLY UNDERUTILIZED BUSINESS (HUB) SEMI-ANNUAL REPORT RECEIVED FOR FISCAL YEAR 2024

SECTION VII - STATE AGENCY EXPENDITURE DATA

FUND TYPE	TOTAL EXPENDITURE	TOTAL SPENT WITH HUBS AMOUNT / %	BLACK AMOUNT / %	HISPANIC AMOUNT / %	WOMAN AMOUNT / %	ASIAN PACIFIC AMOUNT / %	NATIVE AMERICAN AMOUNT / %	SERVICE-DISABLED VETERAN AMOUNT / %
757 - WEST TEXAS A & M UNIVERSITY - Statewide Grand Total Expenditures								
T	\$2,075,272	\$224,502 / 10.82%	\$47,088 / 2.27%	\$77,342 / 3.73%	\$20,623 / 0.99%	\$79,450 / 3.83%	0 / 0%	0 / 0%
N	\$19,087,402	\$635,717 / 3.33%	\$236,985 / 1.24%	\$240,479 / 1.26%	\$86,030 / 0.45%	\$72,224 / 0.38%	0 / 0%	0 / 0%
S	***	\$310,534 / 2.04%	\$148 / 0.00%	\$145,558 / 0.96%	\$162,035 / 1.06%	\$2,792 / 0.02%	0 / 0%	0 / 0%
-TC	0	0 / 0%	0 / 0%	0 / 0%	0 / 0%	0 / 0%	0 / 0%	0 / 0%
-I	0	0 / 0%	0 / 0%	0 / 0%	0 / 0%	0 / 0%	0 / 0%	0 / 0%
	\$21,162,673	\$1,170,753 / 16.19%	\$284,221 / 3.51%	\$463,379 / 5.94%	\$268,688 / 2.51%	\$154,466 / 4.23%	0 / 0%	0 / 0%

*** DOLLARS REPORTED BUT NOT SHOWN IN THESE COLUMNS. T=TREASURY, N=NON-TREASURY, S=SUBCONTRACTOR FUNDS & PROCUREMENT CARD HUB PURCHASES, TC=TERM CONTRACT, I= INTER GOVERNMENTAL



TEXAS HISTORICALLY UNDERUTILIZED BUSINESS (HUB) SEMI-ANNUAL REPORT RECEIVED FOR FISCAL YEAR 2024

SECTION VII - STATE AGENCY EXPENDITURE DATA

FUND TYPE	TOTAL EXPENDITURE	TOTAL SPENT WITH HUBS AMOUNT / %	BLACK AMOUNT / %	HISPANIC AMOUNT / %	WOMAN AMOUNT / %	ASIAN PACIFIC AMOUNT / %	NATIVE AMERICAN AMOUNT / %	SERVICE-DISABLED VETERAN AMOUNT / %
-----------	-------------------	----------------------------------	------------------	---------------------	------------------	--------------------------	----------------------------	-------------------------------------

758 - TEXAS STATE UNIVERSITY SYSTEM - HEAVY CONSTRUCTION UNADJUSTED GOAL IS 11.2%

T	0	0 / 0%	0 / 0%	0 / 0%	0 / 0%	0 / 0%	0 / 0%	0 / 0%
N	0	0 / 0%	0 / 0%	0 / 0%	0 / 0%	0 / 0%	0 / 0%	0 / 0%
S	***	0 / 0%	0 / 0%	0 / 0%	0 / 0%	0 / 0%	0 / 0%	0 / 0%
-TC	0	0 / 0%	0 / 0%	0 / 0%	0 / 0%	0 / 0%	0 / 0%	0 / 0%
-I	0	0 / 0%	0 / 0%	0 / 0%	0 / 0%	0 / 0%	0 / 0%	0 / 0%
	0	0 / 0%	0 / 0%	0 / 0%	0 / 0%	0 / 0%	0 / 0%	0 / 0%

758 - TEXAS STATE UNIVERSITY SYSTEM - BUILDING CONSTRUCTION UNADJUSTED GOAL IS 21.1%

T	0	0 / 0%	0 / 0%	0 / 0%	0 / 0%	0 / 0%	0 / 0%	0 / 0%
N	\$5,387	0 / 0%	0 / 0%	0 / 0%	0 / 0%	0 / 0%	0 / 0%	0 / 0%
S	***	0 / 0%	0 / 0%	0 / 0%	0 / 0%	0 / 0%	0 / 0%	0 / 0%
-TC	0	0 / 0%	0 / 0%	0 / 0%	0 / 0%	0 / 0%	0 / 0%	0 / 0%
-I	0	0 / 0%	0 / 0%	0 / 0%	0 / 0%	0 / 0%	0 / 0%	0 / 0%
	\$5,387	0 / 0%	0 / 0%	0 / 0%	0 / 0%	0 / 0%	0 / 0%	0 / 0%

758 - TEXAS STATE UNIVERSITY SYSTEM - SPECIAL TRADE UNADJUSTED GOAL IS 32.9%

T	0	0 / 0%	0 / 0%	0 / 0%	0 / 0%	0 / 0%	0 / 0%	0 / 0%
N	\$32,828	\$1,200 / 3.66%	0 / 0%	\$1,200 / 3.66%	0 / 0%	0 / 0%	0 / 0%	0 / 0%
S	***	0 / 0%	0 / 0%	0 / 0%	0 / 0%	0 / 0%	0 / 0%	0 / 0%
-TC	0	0 / 0%	0 / 0%	0 / 0%	0 / 0%	0 / 0%	0 / 0%	0 / 0%
-I	0	0 / 0%	0 / 0%	0 / 0%	0 / 0%	0 / 0%	0 / 0%	0 / 0%
	\$32,828	\$1,200 / 3.66%	0 / 0%	\$1,200 / 3.66%	0 / 0%	0 / 0%	0 / 0%	0 / 0%

*** DOLLARS REPORTED BUT NOT SHOWN IN THESE COLUMNS. T=TREASURY, N=NON-TREASURY, S=SUBCONTRACTOR FUNDS & PROCUREMENT CARD HUB PURCHASES, TC=TERM CONTRACT, I= INTER GOVERNMENT



TEXAS HISTORICALLY UNDERUTILIZED BUSINESS (HUB) SEMI-ANNUAL REPORT RECEIVED FOR FISCAL YEAR 2024

SECTION VII - STATE AGENCY EXPENDITURE DATA

FUND TYPE	TOTAL EXPENDITURE	TOTAL SPENT WITH HUBS AMOUNT / %	BLACK AMOUNT / %	HISPANIC AMOUNT / %	WOMAN AMOUNT / %	ASIAN PACIFIC AMOUNT / %	NATIVE AMERICAN AMOUNT / %	SERVICE-DISABLED VETERAN AMOUNT / %
-----------	-------------------	----------------------------------	------------------	---------------------	------------------	--------------------------	----------------------------	-------------------------------------

758 - TEXAS STATE UNIVERSITY SYSTEM - PROFESSIONAL SERVICES UNADJUSTED GOAL IS 23.7%

T	0	0 / 0%	0 / 0%	0 / 0%	0 / 0%	0 / 0%	0 / 0%	0 / 0%
N	0	0 / 0%	0 / 0%	0 / 0%	0 / 0%	0 / 0%	0 / 0%	0 / 0%
S	***	0 / 0%	0 / 0%	0 / 0%	0 / 0%	0 / 0%	0 / 0%	0 / 0%
-TC	0	0 / 0%	0 / 0%	0 / 0%	0 / 0%	0 / 0%	0 / 0%	0 / 0%
-I	0	0 / 0%	0 / 0%	0 / 0%	0 / 0%	0 / 0%	0 / 0%	0 / 0%
	0	0 / 0%	0 / 0%	0 / 0%	0 / 0%	0 / 0%	0 / 0%	0 / 0%

758 - TEXAS STATE UNIVERSITY SYSTEM - OTHER SERVICES UNADJUSTED GOAL IS 26%

T	0	0 / 0%	0 / 0%	0 / 0%	0 / 0%	0 / 0%	0 / 0%	0 / 0%
N	\$594,900	0 / 0%	0 / 0%	0 / 0%	0 / 0%	0 / 0%	0 / 0%	0 / 0%
S	***	\$25,512 / 100.00%	\$25,512 / 100.00%	0 / 0%	0 / 0%	0 / 0%	0 / 0%	0 / 0%
-TC	0	0 / 0%	0 / 0%	0 / 0%	0 / 0%	0 / 0%	0 / 0%	0 / 0%
-I	0	0 / 0%	0 / 0%	0 / 0%	0 / 0%	0 / 0%	0 / 0%	0 / 0%
	\$594,900	\$25,512 / 100.00%	\$25,512 / 100.00%	0 / 0%	0 / 0%	0 / 0%	0 / 0%	0 / 0%

758 - TEXAS STATE UNIVERSITY SYSTEM - COMMODITY PURCHASING UNADJUSTED GOAL IS 21.1%

T	0	0 / 0%	0 / 0%	0 / 0%	0 / 0%	0 / 0%	0 / 0%	0 / 0%
N	\$40,091	\$8,898 / 22.20%	\$8,898 / 22.20%	0 / 0%	0 / 0%	0 / 0%	0 / 0%	0 / 0%
S	***	0 / 0%	0 / 0%	0 / 0%	0 / 0%	0 / 0%	0 / 0%	0 / 0%
-TC	0	0 / 0%	0 / 0%	0 / 0%	0 / 0%	0 / 0%	0 / 0%	0 / 0%
-I	0	0 / 0%	0 / 0%	0 / 0%	0 / 0%	0 / 0%	0 / 0%	0 / 0%
	\$40,091	\$8,898 / 22.20%	\$8,898 / 22.20%	0 / 0%	0 / 0%	0 / 0%	0 / 0%	0 / 0%

*** DOLLARS REPORTED BUT NOT SHOWN IN THESE COLUMNS. T=TREASURY, N=NON-TREASURY, S=SUBCONTRACTOR FUNDS & PROCUREMENT CARD HUB PURCHASES, TC=TERM CONTRACT, I= INTER GOVERNMENT



TEXAS HISTORICALLY UNDERUTILIZED BUSINESS (HUB) SEMI-ANNUAL REPORT RECEIVED FOR FISCAL YEAR 2024

SECTION VII - STATE AGENCY EXPENDITURE DATA

FUND TYPE	TOTAL EXPENDITURE	TOTAL SPENT WITH HUBS AMOUNT / %	BLACK AMOUNT / %	HISPANIC AMOUNT / %	WOMAN AMOUNT / %	ASIAN PACIFIC AMOUNT / %	NATIVE AMERICAN AMOUNT / %	SERVICE-DISABLED VETERAN AMOUNT / %
758 - TEXAS STATE UNIVERSITY SYSTEM - Statewide Grand Total Expenditures								
T	0	0 / 0%	0 / 0%	0 / 0%	0 / 0%	0 / 0%	0 / 0%	0 / 0%
N	\$673,206	\$10,098 / 1.50%	\$8,898 / 1.32%	\$1,200 / 0.18%	0 / 0%	0 / 0%	0 / 0%	0 / 0%
S	***	\$25,512 / 100.00%	\$25,512 / 100.00%	0 / 0%	0 / 0%	0 / 0%	0 / 0%	0 / 0%
-TC	0	0 / 0%	0 / 0%	0 / 0%	0 / 0%	0 / 0%	0 / 0%	0 / 0%
-I	0	0 / 0%	0 / 0%	0 / 0%	0 / 0%	0 / 0%	0 / 0%	0 / 0%
	\$673,206	\$35,610 / 101.50%	\$34,410 / 101.32%	\$1,200 / 0.18%	0 / 0%	0 / 0%	0 / 0%	0 / 0%

*** DOLLARS REPORTED BUT NOT SHOWN IN THESE COLUMNS. T=TREASURY, N=NON-TREASURY, S=SUBCONTRACTOR FUNDS & PROCUREMENT CARD HUB PURCHASES, TC=TERM CONTRACT, I= INTER GOVERNMENTAL



TEXAS HISTORICALLY UNDERUTILIZED BUSINESS (HUB) SEMI-ANNUAL REPORT RECEIVED FOR FISCAL YEAR 2024

SECTION VII - STATE AGENCY EXPENDITURE DATA

FUND TYPE	TOTAL EXPENDITURE	TOTAL SPENT WITH HUBS AMOUNT / %	BLACK AMOUNT / %	HISPANIC AMOUNT / %	WOMAN AMOUNT / %	ASIAN PACIFIC AMOUNT / %	NATIVE AMERICAN AMOUNT / %	SERVICE-DISABLED VETERAN AMOUNT / %
-----------	-------------------	----------------------------------	------------------	---------------------	------------------	--------------------------	----------------------------	-------------------------------------

759 - UNIVERSITY OF HOUSTON - CLEAR LAKE - HEAVY CONSTRUCTION UNADJUSTED GOAL IS 11.2%

T	\$48,850	0 / 0%	0 / 0%	0 / 0%	0 / 0%	0 / 0%	0 / 0%	0 / 0%
N	0	0 / 0%	0 / 0%	0 / 0%	0 / 0%	0 / 0%	0 / 0%	0 / 0%
S	***	0 / 0%	0 / 0%	0 / 0%	0 / 0%	0 / 0%	0 / 0%	0 / 0%
-TC	0	0 / 0%	0 / 0%	0 / 0%	0 / 0%	0 / 0%	0 / 0%	0 / 0%
-I	0	0 / 0%	0 / 0%	0 / 0%	0 / 0%	0 / 0%	0 / 0%	0 / 0%
	\$48,850	0 / 0%	0 / 0%	0 / 0%	0 / 0%	0 / 0%	0 / 0%	0 / 0%

759 - UNIVERSITY OF HOUSTON - CLEAR LAKE - BUILDING CONSTRUCTION UNADJUSTED GOAL IS 21.1%

T	\$149,335	\$149,335 / 100.00%	0 / 0%	\$149,335 / 100.00%	0 / 0%	0 / 0%	0 / 0%	0 / 0%
N	\$112,300	\$17,324 / 15.43%	0 / 0%	\$13,170 / 11.73%	\$3,365 / 3.00%	\$789 / 0.70%	0 / 0%	0 / 0%
S	***	0 / 0%	0 / 0%	0 / 0%	0 / 0%	0 / 0%	0 / 0%	0 / 0%
-TC	0	0 / 0%	0 / 0%	0 / 0%	0 / 0%	0 / 0%	0 / 0%	0 / 0%
-I	0	0 / 0%	0 / 0%	0 / 0%	0 / 0%	0 / 0%	0 / 0%	0 / 0%
	\$261,635	\$166,659 / 115.43%	0 / 0%	\$162,505 / 111.73%	\$3,365 / 3.00%	\$789 / 0.70%	0 / 0%	0 / 0%

759 - UNIVERSITY OF HOUSTON - CLEAR LAKE - SPECIAL TRADE UNADJUSTED GOAL IS 32.9%

T	\$502,014	\$10,031 / 2.00%	0 / 0%	\$8,764 / 1.75%	\$1,267 / 0.25%	0 / 0%	0 / 0%	0 / 0%
N	\$745,067	\$112,550 / 15.11%	0 / 0%	0 / 0%	\$112,550 / 15.11%	0 / 0%	0 / 0%	0 / 0%
S	***	\$39,092 / 3.78%	0 / 0%	\$23,957 / 2.32%	\$15,135 / 1.46%	0 / 0%	0 / 0%	0 / 0%
-TC	0	0 / 0%	0 / 0%	0 / 0%	0 / 0%	0 / 0%	0 / 0%	0 / 0%
-I	0	0 / 0%	0 / 0%	0 / 0%	0 / 0%	0 / 0%	0 / 0%	0 / 0%
	\$1,247,081	\$161,674 / 20.88%	0 / 0%	\$32,722 / 4.06%	\$128,952 / 16.82%	0 / 0%	0 / 0%	0 / 0%

*** DOLLARS REPORTED BUT NOT SHOWN IN THESE COLUMNS. T=TREASURY, N=NON-TREASURY, S=SUBCONTRACTOR FUNDS & PROCUREMENT CARD HUB PURCHASES, TC=TERM CONTRACT, I= INTER GOVERNMENT



TEXAS HISTORICALLY UNDERUTILIZED BUSINESS (HUB) SEMI-ANNUAL REPORT RECEIVED FOR FISCAL YEAR 2024

SECTION VII - STATE AGENCY EXPENDITURE DATA

FUND TYPE	TOTAL EXPENDITURE	TOTAL SPENT WITH HUBS AMOUNT / %	BLACK AMOUNT / %	HISPANIC AMOUNT / %	WOMAN AMOUNT / %	ASIAN PACIFIC AMOUNT / %	NATIVE AMERICAN AMOUNT / %	SERVICE-DISABLED VETERAN AMOUNT / %
759 - UNIVERSITY OF HOUSTON - CLEAR LAKE - PROFESSIONAL SERVICES UNADJUSTED GOAL IS 23.7%								
T	0	0 / 0%	0 / 0%	0 / 0%	0 / 0%	0 / 0%	0 / 0%	0 / 0%
N	\$43,294	0 / 0%	0 / 0%	0 / 0%	0 / 0%	0 / 0%	0 / 0%	0 / 0%
S	***	0 / 0%	0 / 0%	0 / 0%	0 / 0%	0 / 0%	0 / 0%	0 / 0%
-TC	0	0 / 0%	0 / 0%	0 / 0%	0 / 0%	0 / 0%	0 / 0%	0 / 0%
-I	0	0 / 0%	0 / 0%	0 / 0%	0 / 0%	0 / 0%	0 / 0%	0 / 0%
	\$43,294	0 / 0%	0 / 0%	0 / 0%	0 / 0%	0 / 0%	0 / 0%	0 / 0%

759 - UNIVERSITY OF HOUSTON - CLEAR LAKE - OTHER SERVICES UNADJUSTED GOAL IS 26%								
T	\$570,215	\$53,586 / 9.40%	\$9,200 / 1.61%	\$29,723 / 5.21%	\$14,662 / 2.57%	0 / 0%	0 / 0%	0 / 0%
N	\$3,729,976	\$593,405 / 15.91%	\$51,129 / 1.37%	\$117,616 / 3.15%	\$369,087 / 9.90%	\$53,838 / 1.44%	0 / 0%	\$1,735 / 0.05%
S	***	\$23,369 / 2.44%	0 / 0%	\$11,263 / 1.18%	\$5,606 / 0.59%	\$6,500 / 0.68%	0 / 0%	0 / 0%
-TC	0	0 / 0%	0 / 0%	0 / 0%	0 / 0%	0 / 0%	0 / 0%	0 / 0%
-I	0	0 / 0%	0 / 0%	0 / 0%	0 / 0%	0 / 0%	0 / 0%	0 / 0%
	\$4,300,191	\$670,360 / 27.75%	\$60,329 / 2.98%	\$158,603 / 9.54%	\$389,355 / 13.05%	\$60,338 / 2.12%	0 / 0%	\$1,735 / 0.05%

759 - UNIVERSITY OF HOUSTON - CLEAR LAKE - COMMODITY PURCHASING UNADJUSTED GOAL IS 21.1%								
T	\$2,132,435	\$1,034,729 / 48.52%	\$475,643 / 22.31%	\$208,938 / 9.80%	\$340,740 / 15.98%	\$9,408 / 0.44%	0 / 0%	0 / 0%
N	\$3,044,054	\$710,144 / 23.33%	\$18,626 / 0.61%	\$156,356 / 5.14%	\$156,561 / 5.14%	\$337,343 / 11.08%	0 / 0%	\$41,257 / 1.36%
S	***	\$26,862 / 1.23%	\$3,927 / 0.18%	\$5,427 / 0.25%	\$11,132 / 0.51%	\$6,376 / 0.29%	0 / 0%	0 / 0%
-TC	0	0 / 0%	0 / 0%	0 / 0%	0 / 0%	0 / 0%	0 / 0%	0 / 0%
-I	0	0 / 0%	0 / 0%	0 / 0%	0 / 0%	0 / 0%	0 / 0%	0 / 0%
	\$5,176,489	\$1,771,736 / 73.08%	\$498,196 / 23.10%	\$370,721 / 15.18%	\$508,433 / 21.63%	\$353,128 / 11.81%	0 / 0%	\$41,257 / 1.36%

*** DOLLARS REPORTED BUT NOT SHOWN IN THESE COLUMNS. T=TREASURY, N=NON-TREASURY, S=SUBCONTRACTOR FUNDS & PROCUREMENT CARD HUB PURCHASES, TC=TERM CONTRACT, I= INTER GOVERNMENTAL



TEXAS HISTORICALLY UNDERUTILIZED BUSINESS (HUB) SEMI-ANNUAL REPORT RECEIVED FOR FISCAL YEAR 2024

SECTION VII - STATE AGENCY EXPENDITURE DATA

FUND TYPE	TOTAL EXPENDITURE	TOTAL SPENT WITH HUBS AMOUNT / %	BLACK AMOUNT / %	HISPANIC AMOUNT / %	WOMAN AMOUNT / %	ASIAN PACIFIC AMOUNT / %	NATIVE AMERICAN AMOUNT / %	SERVICE-DISABLED VETERAN AMOUNT / %
759 - UNIVERSITY OF HOUSTON - CLEAR LAKE - Statewide Grand Total Expenditures								
T	\$3,402,850	\$1,247,681 / 36.67%	\$484,843 / 14.25%	\$396,761 / 11.66%	\$356,669 / 10.48%	\$9,408 / 0.28%	0 / 0%	0 / 0%
N	\$7,674,691	\$1,433,424 / 18.68%	\$69,755 / 0.91%	\$287,142 / 3.74%	\$641,565 / 8.36%	\$391,970 / 5.11%	0 / 0%	\$42,992 / 0.56%
S	***	\$89,324 / 2.14%	\$3,927 / 0.09%	\$40,647 / 0.97%	\$31,873 / 0.76%	\$12,876 / 0.31%	0 / 0%	0 / 0%
-TC	0	0 / 0%	0 / 0%	0 / 0%	0 / 0%	0 / 0%	0 / 0%	0 / 0%
-I	0	0 / 0%	0 / 0%	0 / 0%	0 / 0%	0 / 0%	0 / 0%	0 / 0%
	\$11,077,540	\$2,770,429 / 57.48%	\$558,525 / 15.25%	\$724,550 / 16.37%	\$1,030,106 / 19.60%	\$414,255 / 5.69%	0 / 0%	\$42,992 / 0.56%

*** DOLLARS REPORTED BUT NOT SHOWN IN THESE COLUMNS. T=TREASURY, N=NON-TREASURY, S=SUBCONTRACTOR FUNDS & PROCUREMENT CARD HUB PURCHASES, TC=TERM CONTRACT, I= INTER GOVERNMENTAL



TEXAS HISTORICALLY UNDERUTILIZED BUSINESS (HUB) SEMI-ANNUAL REPORT RECEIVED FOR FISCAL YEAR 2024

SECTION VII - STATE AGENCY EXPENDITURE DATA

FUND TYPE	TOTAL EXPENDITURE	TOTAL SPENT WITH HUBS AMOUNT / %	BLACK AMOUNT / %	HISPANIC AMOUNT / %	WOMAN AMOUNT / %	ASIAN PACIFIC AMOUNT / %	NATIVE AMERICAN AMOUNT / %	SERVICE-DISABLED VETERAN AMOUNT / %
760 - TEXAS A & M UNIV - CORPUS CHRISTI - HEAVY CONSTRUCTION UNADJUSTED GOAL IS 11.2%								
T	0	0 / 0%	0 / 0%	0 / 0%	0 / 0%	0 / 0%	0 / 0%	0 / 0%
N	0	0 / 0%	0 / 0%	0 / 0%	0 / 0%	0 / 0%	0 / 0%	0 / 0%
S	***	0 / 0%	0 / 0%	0 / 0%	0 / 0%	0 / 0%	0 / 0%	0 / 0%
-TC	0	0 / 0%	0 / 0%	0 / 0%	0 / 0%	0 / 0%	0 / 0%	0 / 0%
-I	0	0 / 0%	0 / 0%	0 / 0%	0 / 0%	0 / 0%	0 / 0%	0 / 0%
	0	0 / 0%	0 / 0%	0 / 0%	0 / 0%	0 / 0%	0 / 0%	0 / 0%

760 - TEXAS A & M UNIV - CORPUS CHRISTI - BUILDING CONSTRUCTION UNADJUSTED GOAL IS 21.1%								
T	0	0 / 0%	0 / 0%	0 / 0%	0 / 0%	0 / 0%	0 / 0%	0 / 0%
N	\$3,204,803	\$331,818 / 10.35%	0 / 0%	\$131,447 / 4.10%	\$200,370 / 6.25%	0 / 0%	0 / 0%	0 / 0%
S	***	\$243,022 / 7.58%	0 / 0%	\$173,063 / 5.40%	\$69,959 / 2.18%	0 / 0%	0 / 0%	0 / 0%
-TC	0	0 / 0%	0 / 0%	0 / 0%	0 / 0%	0 / 0%	0 / 0%	0 / 0%
-I	0	0 / 0%	0 / 0%	0 / 0%	0 / 0%	0 / 0%	0 / 0%	0 / 0%
	\$3,204,803	\$574,840 / 17.94%	0 / 0%	\$304,510 / 9.50%	\$270,329 / 8.44%	0 / 0%	0 / 0%	0 / 0%

760 - TEXAS A & M UNIV - CORPUS CHRISTI - SPECIAL TRADE UNADJUSTED GOAL IS 32.9%								
T	0	0 / 0%	0 / 0%	0 / 0%	0 / 0%	0 / 0%	0 / 0%	0 / 0%
N	\$5,732,331	\$818,433 / 14.28%	\$1,221 / 0.02%	\$517,719 / 9.03%	\$299,494 / 5.22%	0 / 0%	0 / 0%	0 / 0%
S	***	\$158,629 / 2.86%	0 / 0%	\$145,417 / 2.62%	\$8,712 / 0.16%	0 / 0%	0 / 0%	\$4,500 / 0.08%
-TC	0	0 / 0%	0 / 0%	0 / 0%	0 / 0%	0 / 0%	0 / 0%	0 / 0%
-I	0	0 / 0%	0 / 0%	0 / 0%	0 / 0%	0 / 0%	0 / 0%	0 / 0%
	\$5,732,331	\$977,062 / 17.14%	\$1,221 / 0.02%	\$663,135 / 11.66%	\$308,206 / 5.38%	0 / 0%	0 / 0%	\$4,500 / 0.08%

*** DOLLARS REPORTED BUT NOT SHOWN IN THESE COLUMNS. T=TREASURY, N=NON-TREASURY, S=SUBCONTRACTOR FUNDS & PROCUREMENT CARD HUB PURCHASES, TC=TERM CONTRACT, I= INTER GOVERNMENT



TEXAS HISTORICALLY UNDERUTILIZED BUSINESS (HUB) SEMI-ANNUAL REPORT RECEIVED FOR FISCAL YEAR 2024

SECTION VII - STATE AGENCY EXPENDITURE DATA

FUND TYPE	TOTAL EXPENDITURE	TOTAL SPENT WITH HUBS AMOUNT / %	BLACK AMOUNT / %	HISPANIC AMOUNT / %	WOMAN AMOUNT / %	ASIAN PACIFIC AMOUNT / %	NATIVE AMERICAN AMOUNT / %	SERVICE-DISABLED VETERAN AMOUNT / %
760 - TEXAS A & M UNIV - CORPUS CHRISTI - PROFESSIONAL SERVICES UNADJUSTED GOAL IS 23.7%								
T	0	0 / 0%	0 / 0%	0 / 0%	0 / 0%	0 / 0%	0 / 0%	0 / 0%
N	\$345,429	\$67,243 / 19.47%	0 / 0%	\$63,611 / 18.42%	0 / 0%	\$3,632 / 1.05%	0 / 0%	0 / 0%
S	***	\$4,040 / 2.47%	0 / 0%	0 / 0%	\$4,040 / 2.47%	0 / 0%	0 / 0%	0 / 0%
-TC	0	0 / 0%	0 / 0%	0 / 0%	0 / 0%	0 / 0%	0 / 0%	0 / 0%
-I	0	0 / 0%	0 / 0%	0 / 0%	0 / 0%	0 / 0%	0 / 0%	0 / 0%
	\$345,429	\$71,283 / 21.93%	0 / 0%	\$63,611 / 18.42%	\$4,040 / 2.47%	\$3,632 / 1.05%	0 / 0%	0 / 0%

760 - TEXAS A & M UNIV - CORPUS CHRISTI - OTHER SERVICES UNADJUSTED GOAL IS 26%								
T	0	0 / 0%	0 / 0%	0 / 0%	0 / 0%	0 / 0%	0 / 0%	0 / 0%
N	\$6,251,362	\$345,468 / 5.53%	\$309 / 0.00%	\$32,704 / 0.52%	\$312,456 / 5.00%	0 / 0%	0 / 0%	0 / 0%
S	***	\$169,729 / 5.86%	\$4,025 / 0.14%	\$161,860 / 5.59%	\$3,844 / 0.13%	0 / 0%	0 / 0%	0 / 0%
-TC	0	0 / 0%	0 / 0%	0 / 0%	0 / 0%	0 / 0%	0 / 0%	0 / 0%
-I	0	0 / 0%	0 / 0%	0 / 0%	0 / 0%	0 / 0%	0 / 0%	0 / 0%
	\$6,251,362	\$515,197 / 11.39%	\$4,334 / 0.14%	\$194,563 / 6.11%	\$316,300 / 5.13%	0 / 0%	0 / 0%	0 / 0%

760 - TEXAS A & M UNIV - CORPUS CHRISTI - COMMODITY PURCHASING UNADJUSTED GOAL IS 21.1%								
T	\$8,458	0 / 0%	0 / 0%	0 / 0%	0 / 0%	0 / 0%	0 / 0%	0 / 0%
N	\$13,035,547	\$3,672,373 / 28.17%	\$2,033,102 / 15.60%	\$549,148 / 4.21%	\$1,044,095 / 8.01%	\$46,027 / 0.35%	0 / 0%	0 / 0%
S	***	\$65,566 / 1.59%	\$35,373 / 0.86%	\$10,880 / 0.26%	\$19,313 / 0.47%	0 / 0%	0 / 0%	0 / 0%
-TC	0	0 / 0%	0 / 0%	0 / 0%	0 / 0%	0 / 0%	0 / 0%	0 / 0%
-I	0	0 / 0%	0 / 0%	0 / 0%	0 / 0%	0 / 0%	0 / 0%	0 / 0%
	\$13,044,004	\$3,737,939 / 29.76%	\$2,068,476 / 16.45%	\$560,028 / 4.48%	\$1,063,409 / 8.48%	\$46,027 / 0.35%	0 / 0%	0 / 0%

*** DOLLARS REPORTED BUT NOT SHOWN IN THESE COLUMNS. T=TREASURY, N=NON-TREASURY, S=SUBCONTRACTOR FUNDS & PROCUREMENT CARD HUB PURCHASES, TC=TERM CONTRACT, I= INTER GOVERNMENT



TEXAS HISTORICALLY UNDERUTILIZED BUSINESS (HUB) SEMI-ANNUAL REPORT RECEIVED FOR FISCAL YEAR 2024

SECTION VII - STATE AGENCY EXPENDITURE DATA

FUND TYPE	TOTAL EXPENDITURE	TOTAL SPENT WITH HUBS AMOUNT / %	BLACK AMOUNT / %	HISPANIC AMOUNT / %	WOMAN AMOUNT / %	ASIAN PACIFIC AMOUNT / %	NATIVE AMERICAN AMOUNT / %	SERVICE-DISABLED VETERAN AMOUNT / %
760 - TEXAS A & M UNIV - CORPUS CHRISTI - Statewide Grand Total Expenditures								
T	\$8,458	0 / 0%	0 / 0%	0 / 0%	0 / 0%	0 / 0%	0 / 0%	0 / 0%
N	\$28,569,471	\$5,235,335 / 18.32%	\$2,034,632 / 7.12%	\$1,294,629 / 4.53%	\$1,856,415 / 6.50%	\$49,659 / 0.17%	0 / 0%	0 / 0%
S	***	\$640,986 / 4.02%	\$39,398 / 0.25%	\$491,220 / 3.08%	\$105,868 / 0.66%	0 / 0%	0 / 0%	\$4,500 / 0.03%
-TC	0	0 / 0%	0 / 0%	0 / 0%	0 / 0%	0 / 0%	0 / 0%	0 / 0%
-I	0	0 / 0%	0 / 0%	0 / 0%	0 / 0%	0 / 0%	0 / 0%	0 / 0%
	\$28,577,929	\$5,876,322 / 22.35%	\$2,074,031 / 7.37%	\$1,785,849 / 7.62%	\$1,962,283 / 7.16%	\$49,659 / 0.17%	0 / 0%	\$4,500 / 0.03%

*** DOLLARS REPORTED BUT NOT SHOWN IN THESE COLUMNS. T=TREASURY, N=NON-TREASURY, S=SUBCONTRACTOR FUNDS & PROCUREMENT CARD HUB PURCHASES, TC=TERM CONTRACT, I= INTER GOVERNMENTAL



TEXAS HISTORICALLY UNDERUTILIZED BUSINESS (HUB) SEMI-ANNUAL REPORT RECEIVED FOR FISCAL YEAR 2024

SECTION VII - STATE AGENCY EXPENDITURE DATA

FUND TYPE	TOTAL EXPENDITURE	TOTAL SPENT WITH HUBS AMOUNT / %	BLACK AMOUNT / %	HISPANIC AMOUNT / %	WOMAN AMOUNT / %	ASIAN PACIFIC AMOUNT / %	NATIVE AMERICAN AMOUNT / %	SERVICE-DISABLED VETERAN AMOUNT / %
-----------	-------------------	----------------------------------	------------------	---------------------	------------------	--------------------------	----------------------------	-------------------------------------

761 - TEXAS A & M INTERNATIONAL UNIVERSITY - HEAVY CONSTRUCTION UNADJUSTED GOAL IS 11.2%

T	0	0 / 0%	0 / 0%	0 / 0%	0 / 0%	0 / 0%	0 / 0%	0 / 0%
N	0	0 / 0%	0 / 0%	0 / 0%	0 / 0%	0 / 0%	0 / 0%	0 / 0%
S	***	0 / 0%	0 / 0%	0 / 0%	0 / 0%	0 / 0%	0 / 0%	0 / 0%
-TC	0	0 / 0%	0 / 0%	0 / 0%	0 / 0%	0 / 0%	0 / 0%	0 / 0%
-I	0	0 / 0%	0 / 0%	0 / 0%	0 / 0%	0 / 0%	0 / 0%	0 / 0%
	0	0 / 0%	0 / 0%	0 / 0%	0 / 0%	0 / 0%	0 / 0%	0 / 0%

761 - TEXAS A & M INTERNATIONAL UNIVERSITY - BUILDING CONSTRUCTION UNADJUSTED GOAL IS 21.1%

T	0	0 / 0%	0 / 0%	0 / 0%	0 / 0%	0 / 0%	0 / 0%	0 / 0%
N	\$642,238	0 / 0%	0 / 0%	0 / 0%	0 / 0%	0 / 0%	0 / 0%	0 / 0%
S	***	0 / 0%	0 / 0%	0 / 0%	0 / 0%	0 / 0%	0 / 0%	0 / 0%
-TC	0	0 / 0%	0 / 0%	0 / 0%	0 / 0%	0 / 0%	0 / 0%	0 / 0%
-I	0	0 / 0%	0 / 0%	0 / 0%	0 / 0%	0 / 0%	0 / 0%	0 / 0%
	\$642,238	0 / 0%	0 / 0%	0 / 0%	0 / 0%	0 / 0%	0 / 0%	0 / 0%

761 - TEXAS A & M INTERNATIONAL UNIVERSITY - SPECIAL TRADE UNADJUSTED GOAL IS 32.9%

T	0	0 / 0%	0 / 0%	0 / 0%	0 / 0%	0 / 0%	0 / 0%	0 / 0%
N	0	0 / 0%	0 / 0%	0 / 0%	0 / 0%	0 / 0%	0 / 0%	0 / 0%
S	***	0 / 0%	0 / 0%	0 / 0%	0 / 0%	0 / 0%	0 / 0%	0 / 0%
-TC	0	0 / 0%	0 / 0%	0 / 0%	0 / 0%	0 / 0%	0 / 0%	0 / 0%
-I	0	0 / 0%	0 / 0%	0 / 0%	0 / 0%	0 / 0%	0 / 0%	0 / 0%
	0	0 / 0%	0 / 0%	0 / 0%	0 / 0%	0 / 0%	0 / 0%	0 / 0%

*** DOLLARS REPORTED BUT NOT SHOWN IN THESE COLUMNS. T=TREASURY, N=NON-TREASURY, S=SUBCONTRACTOR FUNDS & PROCUREMENT CARD HUB PURCHASES, TC=TERM CONTRACT, I= INTER GOVERNMENT



TEXAS HISTORICALLY UNDERUTILIZED BUSINESS (HUB) SEMI-ANNUAL REPORT RECEIVED FOR FISCAL YEAR 2024

SECTION VII - STATE AGENCY EXPENDITURE DATA

FUND TYPE	TOTAL EXPENDITURE	TOTAL SPENT WITH HUBS AMOUNT / %	BLACK AMOUNT / %	HISPANIC AMOUNT / %	WOMAN AMOUNT / %	ASIAN PACIFIC AMOUNT / %	NATIVE AMERICAN AMOUNT / %	SERVICE-DISABLED VETERAN AMOUNT / %
-----------	-------------------	----------------------------------	------------------	---------------------	------------------	--------------------------	----------------------------	-------------------------------------

761 - TEXAS A & M INTERNATIONAL UNIVERSITY - PROFESSIONAL SERVICES UNADJUSTED GOAL IS 23.7%

T	0	0 / 0%	0 / 0%	0 / 0%	0 / 0%	0 / 0%	0 / 0%	0 / 0%
N	\$58,175	0 / 0%	0 / 0%	0 / 0%	0 / 0%	0 / 0%	0 / 0%	0 / 0%
S	***	0 / 0%	0 / 0%	0 / 0%	0 / 0%	0 / 0%	0 / 0%	0 / 0%
-TC	0	0 / 0%	0 / 0%	0 / 0%	0 / 0%	0 / 0%	0 / 0%	0 / 0%
-I	0	0 / 0%	0 / 0%	0 / 0%	0 / 0%	0 / 0%	0 / 0%	0 / 0%
	\$58,175	0 / 0%	0 / 0%	0 / 0%	0 / 0%	0 / 0%	0 / 0%	0 / 0%

761 - TEXAS A & M INTERNATIONAL UNIVERSITY - OTHER SERVICES UNADJUSTED GOAL IS 26%

T	\$663,735	\$95,178 / 14.34%	0 / 0%	\$95,178 / 14.34%	0 / 0%	0 / 0%	0 / 0%	0 / 0%
N	\$9,087,427	\$1,005,622 / 11.07%	\$35 / 0.00%	\$723,460 / 7.96%	\$261,755 / 2.88%	\$20,373 / 0.22%	0 / 0%	0 / 0%
S	***	\$637,934 / 7.83%	0 / 0%	\$626,887 / 7.69%	\$11,047 / 0.14%	0 / 0%	0 / 0%	0 / 0%
-TC	0	0 / 0%	0 / 0%	0 / 0%	0 / 0%	0 / 0%	0 / 0%	0 / 0%
-I	0	0 / 0%	0 / 0%	0 / 0%	0 / 0%	0 / 0%	0 / 0%	0 / 0%
	\$9,751,161	\$1,738,734 / 33.23%	\$35 / 0.00%	\$1,445,525 / 29.99%	\$272,802 / 3.02%	\$20,373 / 0.22%	0 / 0%	0 / 0%

761 - TEXAS A & M INTERNATIONAL UNIVERSITY - COMMODITY PURCHASING UNADJUSTED GOAL IS 21.1%

T	\$559,342	\$495,559 / 88.60%	\$2,437 / 0.44%	\$285,471 / 51.04%	\$207,651 / 37.12%	0 / 0%	0 / 0%	0 / 0%
N	\$3,660,186	\$1,234,863 / 33.74%	\$298,627 / 8.16%	\$263,751 / 7.21%	\$417,531 / 11.41%	\$254,954 / 6.97%	0 / 0%	0 / 0%
S	***	\$57,889 / 5.03%	\$55,717 / 4.84%	\$2,172 / 0.19%	0 / 0%	0 / 0%	0 / 0%	0 / 0%
-TC	0	0 / 0%	0 / 0%	0 / 0%	0 / 0%	0 / 0%	0 / 0%	0 / 0%
-I	0	0 / 0%	0 / 0%	0 / 0%	0 / 0%	0 / 0%	0 / 0%	0 / 0%
	\$4,219,528	\$1,788,310 / 127.36%	\$356,781 / 13.43%	\$551,393 / 58.43%	\$625,182 / 48.53%	\$254,954 / 6.97%	0 / 0%	0 / 0%

*** DOLLARS REPORTED BUT NOT SHOWN IN THESE COLUMNS. T=TREASURY, N=NON-TREASURY, S=SUBCONTRACTOR FUNDS & PROCUREMENT CARD HUB PURCHASES, TC=TERM CONTRACT, I= INTER GOVERNMENT



TEXAS HISTORICALLY UNDERUTILIZED BUSINESS (HUB) SEMI-ANNUAL REPORT RECEIVED FOR FISCAL YEAR 2024

SECTION VII - STATE AGENCY EXPENDITURE DATA

FUND TYPE	TOTAL EXPENDITURE	TOTAL SPENT WITH HUBS AMOUNT / %	BLACK AMOUNT / %	HISPANIC AMOUNT / %	WOMAN AMOUNT / %	ASIAN PACIFIC AMOUNT / %	NATIVE AMERICAN AMOUNT / %	SERVICE-DISABLED VETERAN AMOUNT / %
761 - TEXAS A & M INTERNATIONAL UNIVERSITY - Statewide Grand Total Expenditures								
T	\$1,223,077	\$590,736 / 48.30%	\$2,437 / 0.20%	\$380,648 / 31.12%	\$207,651 / 16.98%	0 / 0%	0 / 0%	0 / 0%
N	\$13,448,025	\$2,240,485 / 16.66%	\$298,662 / 2.22%	\$987,211 / 7.34%	\$679,285 / 5.05%	\$275,327 / 2.05%	0 / 0%	0 / 0%
S	***	\$695,823 / 7.48%	\$55,717 / 0.60%	\$629,059 / 6.76%	\$11,047 / 0.12%	0 / 0%	0 / 0%	0 / 0%
-TC	0	0 / 0%	0 / 0%	0 / 0%	0 / 0%	0 / 0%	0 / 0%	0 / 0%
-I	0	0 / 0%	0 / 0%	0 / 0%	0 / 0%	0 / 0%	0 / 0%	0 / 0%
	\$14,671,102	\$3,527,044 / 72.44%	\$356,816 / 3.02%	\$1,996,918 / 45.22%	\$897,983 / 22.15%	\$275,327 / 2.05%	0 / 0%	0 / 0%

*** DOLLARS REPORTED BUT NOT SHOWN IN THESE COLUMNS. T=TREASURY, N=NON-TREASURY, S=SUBCONTRACTOR FUNDS & PROCUREMENT CARD HUB PURCHASES, TC=TERM CONTRACT, I= INTER GOVERNMENTAL



TEXAS HISTORICALLY UNDERUTILIZED BUSINESS (HUB) SEMI-ANNUAL REPORT RECEIVED FOR FISCAL YEAR 2024

SECTION VII - STATE AGENCY EXPENDITURE DATA

FUND TYPE	TOTAL EXPENDITURE	TOTAL SPENT WITH HUBS AMOUNT / %	BLACK AMOUNT / %	HISPANIC AMOUNT / %	WOMAN AMOUNT / %	ASIAN PACIFIC AMOUNT / %	NATIVE AMERICAN AMOUNT / %	SERVICE-DISABLED VETERAN AMOUNT / %
-----------	-------------------	----------------------------------	------------------	---------------------	------------------	--------------------------	----------------------------	-------------------------------------

763 - UNT HEALTH SCIENCE CENTER - HEAVY CONSTRUCTION UNADJUSTED GOAL IS 11.2%

T	0	0 / 0%	0 / 0%	0 / 0%	0 / 0%	0 / 0%	0 / 0%	0 / 0%
N	0	0 / 0%	0 / 0%	0 / 0%	0 / 0%	0 / 0%	0 / 0%	0 / 0%
S	***	0 / 0%	0 / 0%	0 / 0%	0 / 0%	0 / 0%	0 / 0%	0 / 0%
-TC	0	0 / 0%	0 / 0%	0 / 0%	0 / 0%	0 / 0%	0 / 0%	0 / 0%
-I	0	0 / 0%	0 / 0%	0 / 0%	0 / 0%	0 / 0%	0 / 0%	0 / 0%
	0	0 / 0%	0 / 0%	0 / 0%	0 / 0%	0 / 0%	0 / 0%	0 / 0%

763 - UNT HEALTH SCIENCE CENTER - BUILDING CONSTRUCTION UNADJUSTED GOAL IS 21.1%

T	\$6,849	0 / 0%	0 / 0%	0 / 0%	0 / 0%	0 / 0%	0 / 0%	0 / 0%
N	\$7,350,597	\$525,118 / 7.14%	0 / 0%	\$397,947 / 5.41%	\$119,510 / 1.63%	\$7,661 / 0.10%	0 / 0%	0 / 0%
S	***	\$1,046,686 / 17.26%	0 / 0%	\$176,242 / 2.91%	\$867,964 / 14.31%	\$2,480 / 0.04%	0 / 0%	0 / 0%
-TC	0	0 / 0%	0 / 0%	0 / 0%	0 / 0%	0 / 0%	0 / 0%	0 / 0%
-I	0	0 / 0%	0 / 0%	0 / 0%	0 / 0%	0 / 0%	0 / 0%	0 / 0%
	\$7,357,446	\$1,571,804 / 24.40%	0 / 0%	\$574,189 / 8.32%	\$987,473 / 15.94%	\$10,141 / 0.15%	0 / 0%	0 / 0%

763 - UNT HEALTH SCIENCE CENTER - SPECIAL TRADE UNADJUSTED GOAL IS 32.9%

T	\$245,759	0 / 0%	0 / 0%	0 / 0%	0 / 0%	0 / 0%	0 / 0%	0 / 0%
N	\$3,480,018	\$464,024 / 13.33%	0 / 0%	\$128,272 / 3.69%	\$335,751 / 9.65%	0 / 0%	0 / 0%	0 / 0%
S	***	0 / 0%	0 / 0%	0 / 0%	0 / 0%	0 / 0%	0 / 0%	0 / 0%
-TC	0	0 / 0%	0 / 0%	0 / 0%	0 / 0%	0 / 0%	0 / 0%	0 / 0%
-I	0	0 / 0%	0 / 0%	0 / 0%	0 / 0%	0 / 0%	0 / 0%	0 / 0%
	\$3,725,777	\$464,024 / 13.33%	0 / 0%	\$128,272 / 3.69%	\$335,751 / 9.65%	0 / 0%	0 / 0%	0 / 0%

*** DOLLARS REPORTED BUT NOT SHOWN IN THESE COLUMNS. T=TREASURY, N=NON-TREASURY, S=SUBCONTRACTOR FUNDS & PROCUREMENT CARD HUB PURCHASES, TC=TERM CONTRACT, I= INTER GOVERNMENT



TEXAS HISTORICALLY UNDERUTILIZED BUSINESS (HUB) SEMI-ANNUAL REPORT RECEIVED FOR FISCAL YEAR 2024

SECTION VII - STATE AGENCY EXPENDITURE DATA

FUND TYPE	TOTAL EXPENDITURE	TOTAL SPENT WITH HUBS AMOUNT / %	BLACK AMOUNT / %	HISPANIC AMOUNT / %	WOMAN AMOUNT / %	ASIAN PACIFIC AMOUNT / %	NATIVE AMERICAN AMOUNT / %	SERVICE-DISABLED VETERAN AMOUNT / %
-----------	-------------------	----------------------------------	------------------	---------------------	------------------	--------------------------	----------------------------	-------------------------------------

763 - UNT HEALTH SCIENCE CENTER - PROFESSIONAL SERVICES UNADJUSTED GOAL IS 23.7%

T	\$2,921	0 / 0%	0 / 0%	0 / 0%	0 / 0%	0 / 0%	0 / 0%	0 / 0%
N	\$8,285,425	\$27,798 / 0.34%	0 / 0%	\$14,040 / 0.17%	\$13,758 / 0.17%	0 / 0%	0 / 0%	0 / 0%
S	***	\$600 / 0.29%	0 / 0%	\$600 / 0.29%	0 / 0%	0 / 0%	0 / 0%	0 / 0%
-TC	0	0 / 0%	0 / 0%	0 / 0%	0 / 0%	0 / 0%	0 / 0%	0 / 0%
-I	0	0 / 0%	0 / 0%	0 / 0%	0 / 0%	0 / 0%	0 / 0%	0 / 0%
	\$8,288,346	\$28,398 / 0.62%	0 / 0%	\$14,640 / 0.45%	\$13,758 / 0.17%	0 / 0%	0 / 0%	0 / 0%

763 - UNT HEALTH SCIENCE CENTER - OTHER SERVICES UNADJUSTED GOAL IS 26%

T	\$618,618	\$680 / 0.11%	0 / 0%	0 / 0%	\$680 / 0.11%	0 / 0%	0 / 0%	0 / 0%
N	\$14,087,124	\$147,680 / 1.05%	\$10,784 / 0.08%	\$33,070 / 0.23%	\$99,256 / 0.70%	\$4,570 / 0.03%	0 / 0%	0 / 0%
S	***	\$49,029 / 0.71%	0 / 0%	\$6,008 / 0.09%	\$37,522 / 0.55%	\$5,499 / 0.08%	0 / 0%	0 / 0%
-TC	0	0 / 0%	0 / 0%	0 / 0%	0 / 0%	0 / 0%	0 / 0%	0 / 0%
-I	0	0 / 0%	0 / 0%	0 / 0%	0 / 0%	0 / 0%	0 / 0%	0 / 0%
	\$14,705,742	\$197,389 / 1.87%	\$10,784 / 0.08%	\$39,079 / 0.32%	\$137,457 / 1.36%	\$10,069 / 0.11%	0 / 0%	0 / 0%

763 - UNT HEALTH SCIENCE CENTER - COMMODITY PURCHASING UNADJUSTED GOAL IS 21.1%

T	\$1,469,033	\$236,811 / 16.12%	\$91,487 / 6.23%	\$10,843 / 0.74%	\$117,971 / 8.03%	\$16,510 / 1.12%	0 / 0%	0 / 0%
N	\$13,451,646	\$2,309,195 / 17.17%	\$164,487 / 1.22%	\$501,222 / 3.73%	\$1,409,016 / 10.47%	\$234,470 / 1.74%	0 / 0%	0 / 0%
S	***	\$144,905 / 2.89%	\$1,277 / 0.03%	\$12,558 / 0.25%	\$128,095 / 2.56%	\$2,657 / 0.05%	\$319 / 0.01%	0 / 0%
-TC	0	0 / 0%	0 / 0%	0 / 0%	0 / 0%	0 / 0%	0 / 0%	0 / 0%
-I	0	0 / 0%	0 / 0%	0 / 0%	0 / 0%	0 / 0%	0 / 0%	0 / 0%
	\$14,920,679	\$2,690,911 / 36.18%	\$257,250 / 7.48%	\$524,624 / 4.71%	\$1,655,082 / 21.06%	\$253,636 / 2.92%	\$319 / 0.01%	0 / 0%

*** DOLLARS REPORTED BUT NOT SHOWN IN THESE COLUMNS. T=TREASURY, N=NON-TREASURY, S=SUBCONTRACTOR FUNDS & PROCUREMENT CARD HUB PURCHASES, TC=TERM CONTRACT, I= INTER GOVERNMENTAL



TEXAS HISTORICALLY UNDERUTILIZED BUSINESS (HUB) SEMI-ANNUAL REPORT RECEIVED FOR FISCAL YEAR 2024

SECTION VII - STATE AGENCY EXPENDITURE DATA

FUND TYPE	TOTAL EXPENDITURE	TOTAL SPENT WITH HUBS AMOUNT / %	BLACK AMOUNT / %	HISPANIC AMOUNT / %	WOMAN AMOUNT / %	ASIAN PACIFIC AMOUNT / %	NATIVE AMERICAN AMOUNT / %	SERVICE-DISABLED VETERAN AMOUNT / %
763 - UNT HEALTH SCIENCE CENTER - Statewide Grand Total Expenditures								
T	\$2,343,180	\$237,491 / 10.14%	\$91,487 / 3.90%	\$10,843 / 0.46%	\$118,651 / 5.06%	\$16,510 / 0.70%	0 / 0%	0 / 0%
N	\$46,654,810	\$3,473,815 / 7.45%	\$175,271 / 0.38%	\$1,074,552 / 2.30%	\$1,977,290 / 4.24%	\$246,702 / 0.53%	0 / 0%	0 / 0%
S	***	\$1,241,220 / 6.83%	\$1,277 / 0.01%	\$195,409 / 1.08%	\$1,033,580 / 5.69%	\$10,635 / 0.06%	\$319 / 0.00%	0 / 0%
-TC	0	0 / 0%	0 / 0%	0 / 0%	0 / 0%	0 / 0%	0 / 0%	0 / 0%
-I	0	0 / 0%	0 / 0%	0 / 0%	0 / 0%	0 / 0%	0 / 0%	0 / 0%
	\$48,997,990	\$4,952,526 / 24.42%	\$268,034 / 4.29%	\$1,280,804 / 3.84%	\$3,129,522 / 14.99%	\$273,846 / 1.29%	\$319 / 0.00%	0 / 0%

*** DOLLARS REPORTED BUT NOT SHOWN IN THESE COLUMNS. T=TREASURY, N=NON-TREASURY, S=SUBCONTRACTOR FUNDS & PROCUREMENT CARD HUB PURCHASES, TC=TERM CONTRACT, I= INTER GOVERNMENTAL



TEXAS HISTORICALLY UNDERUTILIZED BUSINESS (HUB) SEMI-ANNUAL REPORT RECEIVED FOR FISCAL YEAR 2024

SECTION VII - STATE AGENCY EXPENDITURE DATA

FUND TYPE	TOTAL EXPENDITURE	TOTAL SPENT WITH HUBS AMOUNT / %	BLACK AMOUNT / %	HISPANIC AMOUNT / %	WOMAN AMOUNT / %	ASIAN PACIFIC AMOUNT / %	NATIVE AMERICAN AMOUNT / %	SERVICE-DISABLED VETERAN AMOUNT / %
-----------	-------------------	----------------------------------	------------------	---------------------	------------------	--------------------------	----------------------------	-------------------------------------

764 - TEXAS A&M UNIVERSITY-TEXARKANA - HEAVY CONSTRUCTION UNADJUSTED GOAL IS 11.2%

T	0	0 / 0%	0 / 0%	0 / 0%	0 / 0%	0 / 0%	0 / 0%	0 / 0%
N	\$38,118	0 / 0%	0 / 0%	0 / 0%	0 / 0%	0 / 0%	0 / 0%	0 / 0%
S	***	0 / 0%	0 / 0%	0 / 0%	0 / 0%	0 / 0%	0 / 0%	0 / 0%
-TC	0	0 / 0%	0 / 0%	0 / 0%	0 / 0%	0 / 0%	0 / 0%	0 / 0%
-I	0	0 / 0%	0 / 0%	0 / 0%	0 / 0%	0 / 0%	0 / 0%	0 / 0%
	\$38,118	0 / 0%	0 / 0%	0 / 0%	0 / 0%	0 / 0%	0 / 0%	0 / 0%

764 - TEXAS A&M UNIVERSITY-TEXARKANA - BUILDING CONSTRUCTION UNADJUSTED GOAL IS 21.1%

T	0	0 / 0%	0 / 0%	0 / 0%	0 / 0%	0 / 0%	0 / 0%	0 / 0%
N	\$1,556,697	0 / 0%	0 / 0%	0 / 0%	0 / 0%	0 / 0%	0 / 0%	0 / 0%
S	***	0 / 0%	0 / 0%	0 / 0%	0 / 0%	0 / 0%	0 / 0%	0 / 0%
-TC	0	0 / 0%	0 / 0%	0 / 0%	0 / 0%	0 / 0%	0 / 0%	0 / 0%
-I	0	0 / 0%	0 / 0%	0 / 0%	0 / 0%	0 / 0%	0 / 0%	0 / 0%
	\$1,556,697	0 / 0%	0 / 0%	0 / 0%	0 / 0%	0 / 0%	0 / 0%	0 / 0%

764 - TEXAS A&M UNIVERSITY-TEXARKANA - SPECIAL TRADE UNADJUSTED GOAL IS 32.9%

T	0	0 / 0%	0 / 0%	0 / 0%	0 / 0%	0 / 0%	0 / 0%	0 / 0%
N	\$80,869	0 / 0%	0 / 0%	0 / 0%	0 / 0%	0 / 0%	0 / 0%	0 / 0%
S	***	0 / 0%	0 / 0%	0 / 0%	0 / 0%	0 / 0%	0 / 0%	0 / 0%
-TC	0	0 / 0%	0 / 0%	0 / 0%	0 / 0%	0 / 0%	0 / 0%	0 / 0%
-I	0	0 / 0%	0 / 0%	0 / 0%	0 / 0%	0 / 0%	0 / 0%	0 / 0%
	\$80,869	0 / 0%	0 / 0%	0 / 0%	0 / 0%	0 / 0%	0 / 0%	0 / 0%

*** DOLLARS REPORTED BUT NOT SHOWN IN THESE COLUMNS. T=TREASURY, N=NON-TREASURY, S=SUBCONTRACTOR FUNDS & PROCUREMENT CARD HUB PURCHASES, TC=TERM CONTRACT, I= INTER GOVERNMENT



TEXAS HISTORICALLY UNDERUTILIZED BUSINESS (HUB) SEMI-ANNUAL REPORT RECEIVED FOR FISCAL YEAR 2024

SECTION VII - STATE AGENCY EXPENDITURE DATA

FUND TYPE	TOTAL EXPENDITURE	TOTAL SPENT WITH HUBS AMOUNT / %	BLACK AMOUNT / %	HISPANIC AMOUNT / %	WOMAN AMOUNT / %	ASIAN PACIFIC AMOUNT / %	NATIVE AMERICAN AMOUNT / %	SERVICE-DISABLED VETERAN AMOUNT / %
764 - TEXAS A&M UNIVERSITY-TEXARKANA - PROFESSIONAL SERVICES UNADJUSTED GOAL IS 23.7%								
T	0	0 / 0%	0 / 0%	0 / 0%	0 / 0%	0 / 0%	0 / 0%	0 / 0%
N	\$2,007	0 / 0%	0 / 0%	0 / 0%	0 / 0%	0 / 0%	0 / 0%	0 / 0%
S	***	0 / 0%	0 / 0%	0 / 0%	0 / 0%	0 / 0%	0 / 0%	0 / 0%
-TC	0	0 / 0%	0 / 0%	0 / 0%	0 / 0%	0 / 0%	0 / 0%	0 / 0%
-I	0	0 / 0%	0 / 0%	0 / 0%	0 / 0%	0 / 0%	0 / 0%	0 / 0%
	\$2,007	0 / 0%	0 / 0%	0 / 0%	0 / 0%	0 / 0%	0 / 0%	0 / 0%
764 - TEXAS A&M UNIVERSITY-TEXARKANA - OTHER SERVICES UNADJUSTED GOAL IS 26%								
T	\$58,237	\$239 / 0.41%	0 / 0%	0 / 0%	0 / 0%	\$239 / 0.41%	0 / 0%	0 / 0%
N	\$7,375,999	\$36,156 / 0.49%	\$20,637 / 0.28%	0 / 0%	\$15,519 / 0.21%	0 / 0%	0 / 0%	0 / 0%
S	***	0 / 0%	0 / 0%	0 / 0%	0 / 0%	0 / 0%	0 / 0%	0 / 0%
-TC	0	0 / 0%	0 / 0%	0 / 0%	0 / 0%	0 / 0%	0 / 0%	0 / 0%
-I	0	0 / 0%	0 / 0%	0 / 0%	0 / 0%	0 / 0%	0 / 0%	0 / 0%
	\$7,434,236	\$36,395 / 0.90%	\$20,637 / 0.28%	0 / 0%	\$15,519 / 0.21%	\$239 / 0.41%	0 / 0%	0 / 0%
764 - TEXAS A&M UNIVERSITY-TEXARKANA - COMMODITY PURCHASING UNADJUSTED GOAL IS 21.1%								
T	\$-12,930	\$64,787 / -501.04%	\$2,156 / -16.67%	0 / 0%	\$62,870 / -486.22%	-\$239 / 1.85%	0 / 0%	0 / 0%
N	\$2,016,507	\$566,048 / 28.07%	\$427,085 / 21.18%	\$31,309 / 1.55%	\$107,154 / 5.31%	\$500 / 0.02%	0 / 0%	0 / 0%
S	***	0 / 0%	0 / 0%	0 / 0%	0 / 0%	0 / 0%	0 / 0%	0 / 0%
-TC	0	0 / 0%	0 / 0%	0 / 0%	0 / 0%	0 / 0%	0 / 0%	0 / 0%
-I	0	0 / 0%	0 / 0%	0 / 0%	0 / 0%	0 / 0%	0 / 0%	0 / 0%
	\$2,003,577	\$630,835 / -472.97%	\$429,241 / 4.51%	\$31,309 / 1.55%	\$170,024 / -480.90%	\$261 / 1.87%	0 / 0%	0 / 0%

*** DOLLARS REPORTED BUT NOT SHOWN IN THESE COLUMNS. T=TREASURY, N=NON-TREASURY, S=SUBCONTRACTOR FUNDS & PROCUREMENT CARD HUB PURCHASES, TC=TERM CONTRACT, I= INTER GOVERNMENT



TEXAS HISTORICALLY UNDERUTILIZED BUSINESS (HUB) SEMI-ANNUAL REPORT RECEIVED FOR FISCAL YEAR 2024

SECTION VII - STATE AGENCY EXPENDITURE DATA

FUND TYPE	TOTAL EXPENDITURE	TOTAL SPENT WITH HUBS AMOUNT / %	BLACK AMOUNT / %	HISPANIC AMOUNT / %	WOMAN AMOUNT / %	ASIAN PACIFIC AMOUNT / %	NATIVE AMERICAN AMOUNT / %	SERVICE-DISABLED VETERAN AMOUNT / %
764 - TEXAS A&M UNIVERSITY-TEXARKANA - Statewide Grand Total Expenditures								
T	\$45,306	\$65,026 / 143.53%	\$2,156 / 4.76%	0 / 0%	\$62,870 / 138.77%	0 / 0%	0 / 0%	0 / 0%
N	\$11,070,197	\$602,204 / 5.44%	\$447,722 / 4.04%	\$31,309 / 0.28%	\$122,673 / 1.11%	\$500 / 0.00%	0 / 0%	0 / 0%
S	***	0 / 0%	0 / 0%	0 / 0%	0 / 0%	0 / 0%	0 / 0%	0 / 0%
-TC	0	0 / 0%	0 / 0%	0 / 0%	0 / 0%	0 / 0%	0 / 0%	0 / 0%
-I	0	0 / 0%	0 / 0%	0 / 0%	0 / 0%	0 / 0%	0 / 0%	0 / 0%
	\$11,115,503	\$667,230 / 148.97%	\$449,878 / 8.80%	\$31,309 / 0.28%	\$185,543 / 139.88%	\$500 / 0.00%	0 / 0%	0 / 0%

*** DOLLARS REPORTED BUT NOT SHOWN IN THESE COLUMNS. T=TREASURY, N=NON-TREASURY, S=SUBCONTRACTOR FUNDS & PROCUREMENT CARD HUB PURCHASES, TC=TERM CONTRACT, I= INTER GOVERNMENTAL



TEXAS HISTORICALLY UNDERUTILIZED BUSINESS (HUB) SEMI-ANNUAL REPORT RECEIVED FOR FISCAL YEAR 2024

SECTION VII - STATE AGENCY EXPENDITURE DATA

FUND TYPE	TOTAL EXPENDITURE	TOTAL SPENT WITH HUBS AMOUNT / %	BLACK AMOUNT / %	HISPANIC AMOUNT / %	WOMAN AMOUNT / %	ASIAN PACIFIC AMOUNT / %	NATIVE AMERICAN AMOUNT / %	SERVICE-DISABLED VETERAN AMOUNT / %
765 - UNIVERSITY OF HOUSTON-VICTORIA - HEAVY CONSTRUCTION UNADJUSTED GOAL IS 11.2%								
T	0	0 / 0%	0 / 0%	0 / 0%	0 / 0%	0 / 0%	0 / 0%	0 / 0%
N	0	0 / 0%	0 / 0%	0 / 0%	0 / 0%	0 / 0%	0 / 0%	0 / 0%
S	***	0 / 0%	0 / 0%	0 / 0%	0 / 0%	0 / 0%	0 / 0%	0 / 0%
-TC	0	0 / 0%	0 / 0%	0 / 0%	0 / 0%	0 / 0%	0 / 0%	0 / 0%
-I	0	0 / 0%	0 / 0%	0 / 0%	0 / 0%	0 / 0%	0 / 0%	0 / 0%
	0	0 / 0%	0 / 0%	0 / 0%	0 / 0%	0 / 0%	0 / 0%	0 / 0%

765 - UNIVERSITY OF HOUSTON-VICTORIA - BUILDING CONSTRUCTION UNADJUSTED GOAL IS 21.1%								
T	0	0 / 0%	0 / 0%	0 / 0%	0 / 0%	0 / 0%	0 / 0%	0 / 0%
N	\$5,183,781	\$7,227 / 0.14%	0 / 0%	\$7,227 / 0.14%	0 / 0%	0 / 0%	0 / 0%	0 / 0%
S	***	0 / 0%	0 / 0%	0 / 0%	0 / 0%	0 / 0%	0 / 0%	0 / 0%
-TC	0	0 / 0%	0 / 0%	0 / 0%	0 / 0%	0 / 0%	0 / 0%	0 / 0%
-I	0	0 / 0%	0 / 0%	0 / 0%	0 / 0%	0 / 0%	0 / 0%	0 / 0%
	\$5,183,781	\$7,227 / 0.14%	0 / 0%	\$7,227 / 0.14%	0 / 0%	0 / 0%	0 / 0%	0 / 0%

765 - UNIVERSITY OF HOUSTON-VICTORIA - SPECIAL TRADE UNADJUSTED GOAL IS 32.9%								
T	\$1,321	0 / 0%	0 / 0%	0 / 0%	0 / 0%	0 / 0%	0 / 0%	0 / 0%
N	\$764,610	\$23,568 / 3.08%	0 / 0%	\$7,450 / 0.97%	\$16,118 / 2.11%	0 / 0%	0 / 0%	0 / 0%
S	***	\$334 / 0.11%	0 / 0%	0 / 0%	\$334 / 0.11%	0 / 0%	0 / 0%	0 / 0%
-TC	0	0 / 0%	0 / 0%	0 / 0%	0 / 0%	0 / 0%	0 / 0%	0 / 0%
-I	0	0 / 0%	0 / 0%	0 / 0%	0 / 0%	0 / 0%	0 / 0%	0 / 0%
	\$765,931	\$23,902 / 3.20%	0 / 0%	\$7,450 / 0.97%	\$16,452 / 2.22%	0 / 0%	0 / 0%	0 / 0%

*** DOLLARS REPORTED BUT NOT SHOWN IN THESE COLUMNS. T=TREASURY, N=NON-TREASURY, S=SUBCONTRACTOR FUNDS & PROCUREMENT CARD HUB PURCHASES, TC=TERM CONTRACT, I= INTER GOVERNMENTAL



TEXAS HISTORICALLY UNDERUTILIZED BUSINESS (HUB) SEMI-ANNUAL REPORT RECEIVED FOR FISCAL YEAR 2024

SECTION VII - STATE AGENCY EXPENDITURE DATA

FUND TYPE	TOTAL EXPENDITURE	TOTAL SPENT WITH HUBS AMOUNT / %	BLACK AMOUNT / %	HISPANIC AMOUNT / %	WOMAN AMOUNT / %	ASIAN PACIFIC AMOUNT / %	NATIVE AMERICAN AMOUNT / %	SERVICE-DISABLED VETERAN AMOUNT / %
765 - UNIVERSITY OF HOUSTON-VICTORIA - PROFESSIONAL SERVICES UNADJUSTED GOAL IS 23.7%								
T	0	0 / 0%	0 / 0%	0 / 0%	0 / 0%	0 / 0%	0 / 0%	0 / 0%
N	\$131,800	0 / 0%	0 / 0%	0 / 0%	0 / 0%	0 / 0%	0 / 0%	0 / 0%
S	***	0 / 0%	0 / 0%	0 / 0%	0 / 0%	0 / 0%	0 / 0%	0 / 0%
-TC	0	0 / 0%	0 / 0%	0 / 0%	0 / 0%	0 / 0%	0 / 0%	0 / 0%
-I	0	0 / 0%	0 / 0%	0 / 0%	0 / 0%	0 / 0%	0 / 0%	0 / 0%
	\$131,800	0 / 0%	0 / 0%	0 / 0%	0 / 0%	0 / 0%	0 / 0%	0 / 0%
765 - UNIVERSITY OF HOUSTON-VICTORIA - OTHER SERVICES UNADJUSTED GOAL IS 26%								
T	\$322,799	0 / 0%	0 / 0%	0 / 0%	0 / 0%	0 / 0%	0 / 0%	0 / 0%
N	\$1,702,645	\$487,392 / 28.63%	\$11,903 / 0.70%	\$2,459 / 0.14%	\$452,968 / 26.60%	\$20,062 / 1.18%	0 / 0%	0 / 0%
S	***	0 / 0%	0 / 0%	0 / 0%	0 / 0%	0 / 0%	0 / 0%	0 / 0%
-TC	0	0 / 0%	0 / 0%	0 / 0%	0 / 0%	0 / 0%	0 / 0%	0 / 0%
-I	0	0 / 0%	0 / 0%	0 / 0%	0 / 0%	0 / 0%	0 / 0%	0 / 0%
	\$2,025,445	\$487,392 / 28.63%	\$11,903 / 0.70%	\$2,459 / 0.14%	\$452,968 / 26.60%	\$20,062 / 1.18%	0 / 0%	0 / 0%
765 - UNIVERSITY OF HOUSTON-VICTORIA - COMMODITY PURCHASING UNADJUSTED GOAL IS 21.1%								
T	\$560,966	\$180,651 / 32.20%	\$59,545 / 10.61%	\$10,986 / 1.96%	\$108,845 / 19.40%	\$1,275 / 0.23%	0 / 0%	0 / 0%
N	\$546,870	\$10,981 / 2.01%	\$10,401 / 1.90%	0 / 0%	\$295 / 0.05%	\$285 / 0.05%	0 / 0%	0 / 0%
S	***	\$9,116 / 0.99%	0 / 0%	0 / 0%	\$9,116 / 0.99%	0 / 0%	0 / 0%	0 / 0%
-TC	0	0 / 0%	0 / 0%	0 / 0%	0 / 0%	0 / 0%	0 / 0%	0 / 0%
-I	0	0 / 0%	0 / 0%	0 / 0%	0 / 0%	0 / 0%	0 / 0%	0 / 0%
	\$1,107,836	\$200,747 / 35.20%	\$69,946 / 12.52%	\$10,986 / 1.96%	\$118,256 / 20.44%	\$1,560 / 0.28%	0 / 0%	0 / 0%

*** DOLLARS REPORTED BUT NOT SHOWN IN THESE COLUMNS. T=TREASURY, N=NON-TREASURY, S=SUBCONTRACTOR FUNDS & PROCUREMENT CARD HUB PURCHASES, TC=TERM CONTRACT, I= INTER GOVERNMENT



TEXAS HISTORICALLY UNDERUTILIZED BUSINESS (HUB) SEMI-ANNUAL REPORT RECEIVED FOR FISCAL YEAR 2024

SECTION VII - STATE AGENCY EXPENDITURE DATA

FUND TYPE	TOTAL EXPENDITURE	TOTAL SPENT WITH HUBS AMOUNT / %	BLACK AMOUNT / %	HISPANIC AMOUNT / %	WOMAN AMOUNT / %	ASIAN PACIFIC AMOUNT / %	NATIVE AMERICAN AMOUNT / %	SERVICE-DISABLED VETERAN AMOUNT / %
765 - UNIVERSITY OF HOUSTON-VICTORIA - Statewide Grand Total Expenditures								
T	\$885,087	\$180,651 / 20.41%	\$59,545 / 6.73%	\$10,986 / 1.24%	\$108,845 / 12.30%	\$1,275 / 0.14%	0 / 0%	0 / 0%
N	\$8,329,706	\$529,168 / 6.35%	\$22,304 / 0.27%	\$17,136 / 0.21%	\$469,381 / 5.64%	\$20,347 / 0.24%	0 / 0%	0 / 0%
S	***	\$9,450 / 0.11%	0 / 0%	0 / 0%	\$9,450 / 0.11%	0 / 0%	0 / 0%	0 / 0%
-TC	0	0 / 0%	0 / 0%	0 / 0%	0 / 0%	0 / 0%	0 / 0%	0 / 0%
-I	0	0 / 0%	0 / 0%	0 / 0%	0 / 0%	0 / 0%	0 / 0%	0 / 0%
	\$9,214,793	\$719,269 / 26.88%	\$81,849 / 7.00%	\$28,122 / 1.45%	\$587,676 / 18.05%	\$21,622 / 0.39%	0 / 0%	0 / 0%

*** DOLLARS REPORTED BUT NOT SHOWN IN THESE COLUMNS. T=TREASURY, N=NON-TREASURY, S=SUBCONTRACTOR FUNDS & PROCUREMENT CARD HUB PURCHASES, TC=TERM CONTRACT, I= INTER GOVERNMENTAL



TEXAS HISTORICALLY UNDERUTILIZED BUSINESS (HUB) SEMI-ANNUAL REPORT RECEIVED FOR FISCAL YEAR 2024

SECTION VII - STATE AGENCY EXPENDITURE DATA

FUND TYPE	TOTAL EXPENDITURE	TOTAL SPENT WITH HUBS AMOUNT / %	BLACK AMOUNT / %	HISPANIC AMOUNT / %	WOMAN AMOUNT / %	ASIAN PACIFIC AMOUNT / %	NATIVE AMERICAN AMOUNT / %	SERVICE-DISABLED VETERAN AMOUNT / %
-----------	-------------------	----------------------------------	------------------	---------------------	------------------	--------------------------	----------------------------	-------------------------------------

768 - TEXAS TECH UNIV SYSTEM - HEAVY CONSTRUCTION UNADJUSTED GOAL IS 11.2%

T	0	0 / 0%	0 / 0%	0 / 0%	0 / 0%	0 / 0%	0 / 0%	0 / 0%
N	0	0 / 0%	0 / 0%	0 / 0%	0 / 0%	0 / 0%	0 / 0%	0 / 0%
S	***	0 / 0%	0 / 0%	0 / 0%	0 / 0%	0 / 0%	0 / 0%	0 / 0%
-TC	0	0 / 0%	0 / 0%	0 / 0%	0 / 0%	0 / 0%	0 / 0%	0 / 0%
-I	0	0 / 0%	0 / 0%	0 / 0%	0 / 0%	0 / 0%	0 / 0%	0 / 0%
	0	0 / 0%	0 / 0%	0 / 0%	0 / 0%	0 / 0%	0 / 0%	0 / 0%

768 - TEXAS TECH UNIV SYSTEM - BUILDING CONSTRUCTION UNADJUSTED GOAL IS 21.1%

T	0	0 / 0%	0 / 0%	0 / 0%	0 / 0%	0 / 0%	0 / 0%	0 / 0%
N	0	0 / 0%	0 / 0%	0 / 0%	0 / 0%	0 / 0%	0 / 0%	0 / 0%
S	***	0 / 0%	0 / 0%	0 / 0%	0 / 0%	0 / 0%	0 / 0%	0 / 0%
-TC	0	0 / 0%	0 / 0%	0 / 0%	0 / 0%	0 / 0%	0 / 0%	0 / 0%
-I	0	0 / 0%	0 / 0%	0 / 0%	0 / 0%	0 / 0%	0 / 0%	0 / 0%
	0	0 / 0%	0 / 0%	0 / 0%	0 / 0%	0 / 0%	0 / 0%	0 / 0%

768 - TEXAS TECH UNIV SYSTEM - SPECIAL TRADE UNADJUSTED GOAL IS 32.9%

T	0	0 / 0%	0 / 0%	0 / 0%	0 / 0%	0 / 0%	0 / 0%	0 / 0%
N	\$57,080	0 / 0%	0 / 0%	0 / 0%	0 / 0%	0 / 0%	0 / 0%	0 / 0%
S	***	0 / 0%	0 / 0%	0 / 0%	0 / 0%	0 / 0%	0 / 0%	0 / 0%
-TC	0	0 / 0%	0 / 0%	0 / 0%	0 / 0%	0 / 0%	0 / 0%	0 / 0%
-I	0	0 / 0%	0 / 0%	0 / 0%	0 / 0%	0 / 0%	0 / 0%	0 / 0%
	\$57,080	0 / 0%	0 / 0%	0 / 0%	0 / 0%	0 / 0%	0 / 0%	0 / 0%

*** DOLLARS REPORTED BUT NOT SHOWN IN THESE COLUMNS. T=TREASURY, N=NON-TREASURY, S=SUBCONTRACTOR FUNDS & PROCUREMENT CARD HUB PURCHASES, TC=TERM CONTRACT, I= INTER GOVERNMENTAL



TEXAS HISTORICALLY UNDERUTILIZED BUSINESS (HUB) SEMI-ANNUAL REPORT RECEIVED FOR FISCAL YEAR 2024

SECTION VII - STATE AGENCY EXPENDITURE DATA

FUND TYPE	TOTAL EXPENDITURE	TOTAL SPENT WITH HUBS AMOUNT / %	BLACK AMOUNT / %	HISPANIC AMOUNT / %	WOMAN AMOUNT / %	ASIAN PACIFIC AMOUNT / %	NATIVE AMERICAN AMOUNT / %	SERVICE-DISABLED VETERAN AMOUNT / %
768 - TEXAS TECH UNIV SYSTEM - PROFESSIONAL SERVICES UNADJUSTED GOAL IS 23.7%								
T	0	0 / 0%	0 / 0%	0 / 0%	0 / 0%	0 / 0%	0 / 0%	0 / 0%
N	\$126,174	0 / 0%	0 / 0%	0 / 0%	0 / 0%	0 / 0%	0 / 0%	0 / 0%
S	***	0 / 0%	0 / 0%	0 / 0%	0 / 0%	0 / 0%	0 / 0%	0 / 0%
-TC	0	0 / 0%	0 / 0%	0 / 0%	0 / 0%	0 / 0%	0 / 0%	0 / 0%
-I	0	0 / 0%	0 / 0%	0 / 0%	0 / 0%	0 / 0%	0 / 0%	0 / 0%
	\$126,174	0 / 0%	0 / 0%	0 / 0%	0 / 0%	0 / 0%	0 / 0%	0 / 0%

768 - TEXAS TECH UNIV SYSTEM - OTHER SERVICES UNADJUSTED GOAL IS 26%								
T	0	0 / 0%	0 / 0%	0 / 0%	0 / 0%	0 / 0%	0 / 0%	0 / 0%
N	\$8,076,721	\$527,655 / 6.53%	\$362,714 / 4.49%	\$4,515 / 0.06%	\$6,008 / 0.07%	\$154,419 / 1.91%	0 / 0%	0 / 0%
S	***	0 / 0%	0 / 0%	0 / 0%	0 / 0%	0 / 0%	0 / 0%	0 / 0%
-TC	0	0 / 0%	0 / 0%	0 / 0%	0 / 0%	0 / 0%	0 / 0%	0 / 0%
-I	0	0 / 0%	0 / 0%	0 / 0%	0 / 0%	0 / 0%	0 / 0%	0 / 0%
	\$8,076,721	\$527,655 / 6.53%	\$362,714 / 4.49%	\$4,515 / 0.06%	\$6,008 / 0.07%	\$154,419 / 1.91%	0 / 0%	0 / 0%

768 - TEXAS TECH UNIV SYSTEM - COMMODITY PURCHASING UNADJUSTED GOAL IS 21.1%								
T	0	0 / 0%	0 / 0%	0 / 0%	0 / 0%	0 / 0%	0 / 0%	0 / 0%
N	\$789,909	\$128,723 / 16.30%	\$65,153 / 8.25%	\$34,591 / 4.38%	\$9,937 / 1.26%	\$19,043 / 2.41%	0 / 0%	0 / 0%
S	***	0 / 0%	0 / 0%	0 / 0%	0 / 0%	0 / 0%	0 / 0%	0 / 0%
-TC	0	0 / 0%	0 / 0%	0 / 0%	0 / 0%	0 / 0%	0 / 0%	0 / 0%
-I	0	0 / 0%	0 / 0%	0 / 0%	0 / 0%	0 / 0%	0 / 0%	0 / 0%
	\$789,909	\$128,723 / 16.30%	\$65,153 / 8.25%	\$34,591 / 4.38%	\$9,937 / 1.26%	\$19,043 / 2.41%	0 / 0%	0 / 0%

*** DOLLARS REPORTED BUT NOT SHOWN IN THESE COLUMNS. T=TREASURY, N=NON-TREASURY, S=SUBCONTRACTOR FUNDS & PROCUREMENT CARD HUB PURCHASES, TC=TERM CONTRACT, I= INTER GOVERNMENTAL



TEXAS HISTORICALLY UNDERUTILIZED BUSINESS (HUB) SEMI-ANNUAL REPORT RECEIVED FOR FISCAL YEAR 2024

SECTION VII - STATE AGENCY EXPENDITURE DATA

FUND TYPE	TOTAL EXPENDITURE	TOTAL SPENT WITH HUBS AMOUNT / %	BLACK AMOUNT / %	HISPANIC AMOUNT / %	WOMAN AMOUNT / %	ASIAN PACIFIC AMOUNT / %	NATIVE AMERICAN AMOUNT / %	SERVICE-DISABLED VETERAN AMOUNT / %
768 - TEXAS TECH UNIV SYSTEM - Statewide Grand Total Expenditures								
T	0	0 / 0%	0 / 0%	0 / 0%	0 / 0%	0 / 0%	0 / 0%	0 / 0%
N	\$9,049,883	\$656,378 / 7.25%	\$427,866 / 4.73%	\$39,105 / 0.43%	\$15,945 / 0.18%	\$173,461 / 1.92%	0 / 0%	0 / 0%
S	***	0 / 0%	0 / 0%	0 / 0%	0 / 0%	0 / 0%	0 / 0%	0 / 0%
-TC	0	0 / 0%	0 / 0%	0 / 0%	0 / 0%	0 / 0%	0 / 0%	0 / 0%
-I	0	0 / 0%	0 / 0%	0 / 0%	0 / 0%	0 / 0%	0 / 0%	0 / 0%
	\$9,049,883	\$656,378 / 7.25%	\$427,866 / 4.73%	\$39,105 / 0.43%	\$15,945 / 0.18%	\$173,461 / 1.92%	0 / 0%	0 / 0%

*** DOLLARS REPORTED BUT NOT SHOWN IN THESE COLUMNS. T=TREASURY, N=NON-TREASURY, S=SUBCONTRACTOR FUNDS & PROCUREMENT CARD HUB PURCHASES, TC=TERM CONTRACT, I= INTER GOVERNMENTAL



TEXAS HISTORICALLY UNDERUTILIZED BUSINESS (HUB) SEMI-ANNUAL REPORT RECEIVED FOR FISCAL YEAR 2024

SECTION VII - STATE AGENCY EXPENDITURE DATA

FUND TYPE	TOTAL EXPENDITURE	TOTAL SPENT WITH HUBS AMOUNT / %	BLACK AMOUNT / %	HISPANIC AMOUNT / %	WOMAN AMOUNT / %	ASIAN PACIFIC AMOUNT / %	NATIVE AMERICAN AMOUNT / %	SERVICE-DISABLED VETERAN AMOUNT / %
-----------	-------------------	----------------------------------	------------------	---------------------	------------------	--------------------------	----------------------------	-------------------------------------

769 - UNIVERSITY OF NORTH TEXAS SYSTEM - HEAVY CONSTRUCTION UNADJUSTED GOAL IS 11.2%

T	0	0 / 0%	0 / 0%	0 / 0%	0 / 0%	0 / 0%	0 / 0%	0 / 0%
N	0	0 / 0%	0 / 0%	0 / 0%	0 / 0%	0 / 0%	0 / 0%	0 / 0%
S	***	0 / 0%	0 / 0%	0 / 0%	0 / 0%	0 / 0%	0 / 0%	0 / 0%
-TC	0	0 / 0%	0 / 0%	0 / 0%	0 / 0%	0 / 0%	0 / 0%	0 / 0%
-I	0	0 / 0%	0 / 0%	0 / 0%	0 / 0%	0 / 0%	0 / 0%	0 / 0%
	0	0 / 0%	0 / 0%	0 / 0%	0 / 0%	0 / 0%	0 / 0%	0 / 0%

769 - UNIVERSITY OF NORTH TEXAS SYSTEM - BUILDING CONSTRUCTION UNADJUSTED GOAL IS 21.1%

T	0	0 / 0%	0 / 0%	0 / 0%	0 / 0%	0 / 0%	0 / 0%	0 / 0%
N	\$10,210,723	\$60,954 / 0.60%	\$21,935 / 0.21%	0 / 0%	\$8,860 / 0.09%	0 / 0%	\$30,159 / 0.30%	0 / 0%
S	***	\$371,313 / 3.66%	\$145,345 / 1.43%	\$61,178 / 0.60%	\$155,489 / 1.53%	\$9,300 / 0.09%	0 / 0%	0 / 0%
-TC	0	0 / 0%	0 / 0%	0 / 0%	0 / 0%	0 / 0%	0 / 0%	0 / 0%
-I	0	0 / 0%	0 / 0%	0 / 0%	0 / 0%	0 / 0%	0 / 0%	0 / 0%
	\$10,210,723	\$432,267 / 4.26%	\$167,280 / 1.65%	\$61,178 / 0.60%	\$164,349 / 1.62%	\$9,300 / 0.09%	\$30,159 / 0.30%	0 / 0%

769 - UNIVERSITY OF NORTH TEXAS SYSTEM - SPECIAL TRADE UNADJUSTED GOAL IS 32.9%

T	0	0 / 0%	0 / 0%	0 / 0%	0 / 0%	0 / 0%	0 / 0%	0 / 0%
N	\$487,148	\$23,888 / 4.90%	\$17,488 / 3.59%	0 / 0%	\$6,400 / 1.31%	0 / 0%	0 / 0%	0 / 0%
S	***	0 / 0%	0 / 0%	0 / 0%	0 / 0%	0 / 0%	0 / 0%	0 / 0%
-TC	0	0 / 0%	0 / 0%	0 / 0%	0 / 0%	0 / 0%	0 / 0%	0 / 0%
-I	0	0 / 0%	0 / 0%	0 / 0%	0 / 0%	0 / 0%	0 / 0%	0 / 0%
	\$487,148	\$23,888 / 4.90%	\$17,488 / 3.59%	0 / 0%	\$6,400 / 1.31%	0 / 0%	0 / 0%	0 / 0%

*** DOLLARS REPORTED BUT NOT SHOWN IN THESE COLUMNS. T=TREASURY, N=NON-TREASURY, S=SUBCONTRACTOR FUNDS & PROCUREMENT CARD HUB PURCHASES, TC=TERM CONTRACT, I= INTER GOVERNMENTAL



TEXAS HISTORICALLY UNDERUTILIZED BUSINESS (HUB) SEMI-ANNUAL REPORT RECEIVED FOR FISCAL YEAR 2024

SECTION VII - STATE AGENCY EXPENDITURE DATA

FUND TYPE	TOTAL EXPENDITURE	TOTAL SPENT WITH HUBS AMOUNT / %	BLACK AMOUNT / %	HISPANIC AMOUNT / %	WOMAN AMOUNT / %	ASIAN PACIFIC AMOUNT / %	NATIVE AMERICAN AMOUNT / %	SERVICE-DISABLED VETERAN AMOUNT / %
769 - UNIVERSITY OF NORTH TEXAS SYSTEM - PROFESSIONAL SERVICES UNADJUSTED GOAL IS 23.7%								
T	0	0 / 0%	0 / 0%	0 / 0%	0 / 0%	0 / 0%	0 / 0%	0 / 0%
N	\$832,082	\$69,325 / 8.33%	\$21,745 / 2.61%	0 / 0%	\$47,580 / 5.72%	0 / 0%	0 / 0%	0 / 0%
S	***	0 / 0%	0 / 0%	0 / 0%	0 / 0%	0 / 0%	0 / 0%	0 / 0%
-TC	0	0 / 0%	0 / 0%	0 / 0%	0 / 0%	0 / 0%	0 / 0%	0 / 0%
-I	0	0 / 0%	0 / 0%	0 / 0%	0 / 0%	0 / 0%	0 / 0%	0 / 0%
	\$832,082	\$69,325 / 8.33%	\$21,745 / 2.61%	0 / 0%	\$47,580 / 5.72%	0 / 0%	0 / 0%	0 / 0%
769 - UNIVERSITY OF NORTH TEXAS SYSTEM - OTHER SERVICES UNADJUSTED GOAL IS 26%								
T	0	0 / 0%	0 / 0%	0 / 0%	0 / 0%	0 / 0%	0 / 0%	0 / 0%
N	\$7,222,471	\$312,723 / 4.33%	\$48,632 / 0.67%	\$100,207 / 1.39%	\$149,639 / 2.07%	\$14,245 / 0.20%	0 / 0%	0 / 0%
S	***	\$38,292 / 9.63%	\$32,381 / 8.14%	0 / 0%	\$5,499 / 1.38%	\$412 / 0.10%	0 / 0%	0 / 0%
-TC	0	0 / 0%	0 / 0%	0 / 0%	0 / 0%	0 / 0%	0 / 0%	0 / 0%
-I	0	0 / 0%	0 / 0%	0 / 0%	0 / 0%	0 / 0%	0 / 0%	0 / 0%
	\$7,222,471	\$351,014 / 13.96%	\$81,013 / 8.81%	\$100,207 / 1.39%	\$155,138 / 3.45%	\$14,657 / 0.30%	0 / 0%	0 / 0%
769 - UNIVERSITY OF NORTH TEXAS SYSTEM - COMMODITY PURCHASING UNADJUSTED GOAL IS 21.1%								
T	0	0 / 0%	0 / 0%	0 / 0%	0 / 0%	0 / 0%	0 / 0%	0 / 0%
N	\$7,012,981	\$2,002,676 / 28.56%	\$1,426,746 / 20.34%	\$25,343 / 0.36%	\$45,636 / 0.65%	\$504,951 / 7.20%	0 / 0%	0 / 0%
S	***	\$37,169 / 22.18%	\$4,665 / 2.78%	\$3,745 / 2.23%	\$28,759 / 17.16%	0 / 0%	0 / 0%	0 / 0%
-TC	0	0 / 0%	0 / 0%	0 / 0%	0 / 0%	0 / 0%	0 / 0%	0 / 0%
-I	0	0 / 0%	0 / 0%	0 / 0%	0 / 0%	0 / 0%	0 / 0%	0 / 0%
	\$7,012,981	\$2,039,845 / 50.73%	\$1,431,411 / 23.13%	\$29,088 / 2.60%	\$74,395 / 17.81%	\$504,951 / 7.20%	0 / 0%	0 / 0%

*** DOLLARS REPORTED BUT NOT SHOWN IN THESE COLUMNS. T=TREASURY, N=NON-TREASURY, S=SUBCONTRACTOR FUNDS & PROCUREMENT CARD HUB PURCHASES, TC=TERM CONTRACT, I= INTER GOVERNMENT



TEXAS HISTORICALLY UNDERUTILIZED BUSINESS (HUB) SEMI-ANNUAL REPORT RECEIVED FOR FISCAL YEAR 2024

SECTION VII - STATE AGENCY EXPENDITURE DATA

FUND TYPE	TOTAL EXPENDITURE	TOTAL SPENT WITH HUBS AMOUNT / %	BLACK AMOUNT / %	HISPANIC AMOUNT / %	WOMAN AMOUNT / %	ASIAN PACIFIC AMOUNT / %	NATIVE AMERICAN AMOUNT / %	SERVICE-DISABLED VETERAN AMOUNT / %
769 - UNIVERSITY OF NORTH TEXAS SYSTEM - Statewide Grand Total Expenditures								
T	0	0 / 0%	0 / 0%	0 / 0%	0 / 0%	0 / 0%	0 / 0%	0 / 0%
N	\$25,765,404	\$2,469,565 / 9.58%	\$1,536,546 / 5.96%	\$125,550 / 0.49%	\$258,115 / 1.00%	\$519,195 / 2.02%	\$30,159 / 0.12%	0 / 0%
S	***	\$446,773 / 4.17%	\$182,392 / 1.70%	\$64,923 / 0.61%	\$189,747 / 1.77%	\$9,712 / 0.09%	0 / 0%	0 / 0%
-TC	0	0 / 0%	0 / 0%	0 / 0%	0 / 0%	0 / 0%	0 / 0%	0 / 0%
-I	0	0 / 0%	0 / 0%	0 / 0%	0 / 0%	0 / 0%	0 / 0%	0 / 0%
	\$25,765,404	\$2,916,339 / 13.76%	\$1,718,938 / 7.67%	\$190,474 / 1.09%	\$447,862 / 2.77%	\$528,907 / 2.11%	\$30,159 / 0.12%	0 / 0%

*** DOLLARS REPORTED BUT NOT SHOWN IN THESE COLUMNS. T=TREASURY, N=NON-TREASURY, S=SUBCONTRACTOR FUNDS & PROCUREMENT CARD HUB PURCHASES, TC=TERM CONTRACT, I= INTER GOVERNMENTAL



TEXAS HISTORICALLY UNDERUTILIZED BUSINESS (HUB) SEMI-ANNUAL REPORT RECEIVED FOR FISCAL YEAR 2024

SECTION VII - STATE AGENCY EXPENDITURE DATA

FUND TYPE	TOTAL EXPENDITURE	TOTAL SPENT WITH HUBS AMOUNT / %	BLACK AMOUNT / %	HISPANIC AMOUNT / %	WOMAN AMOUNT / %	ASIAN PACIFIC AMOUNT / %	NATIVE AMERICAN AMOUNT / %	SERVICE-DISABLED VETERAN AMOUNT / %
770 - TEXAS A&M UNIVERSITY - CENTRAL TEXAS - HEAVY CONSTRUCTION UNADJUSTED GOAL IS 11.2%								
T	0	0 / 0%	0 / 0%	0 / 0%	0 / 0%	0 / 0%	0 / 0%	0 / 0%
N	0	0 / 0%	0 / 0%	0 / 0%	0 / 0%	0 / 0%	0 / 0%	0 / 0%
S	***	0 / 0%	0 / 0%	0 / 0%	0 / 0%	0 / 0%	0 / 0%	0 / 0%
-TC	0	0 / 0%	0 / 0%	0 / 0%	0 / 0%	0 / 0%	0 / 0%	0 / 0%
-I	0	0 / 0%	0 / 0%	0 / 0%	0 / 0%	0 / 0%	0 / 0%	0 / 0%
	0	0 / 0%	0 / 0%	0 / 0%	0 / 0%	0 / 0%	0 / 0%	0 / 0%
770 - TEXAS A&M UNIVERSITY - CENTRAL TEXAS - BUILDING CONSTRUCTION UNADJUSTED GOAL IS 21.1%								
T	0	0 / 0%	0 / 0%	0 / 0%	0 / 0%	0 / 0%	0 / 0%	0 / 0%
N	\$7,900	0 / 0%	0 / 0%	0 / 0%	0 / 0%	0 / 0%	0 / 0%	0 / 0%
S	***	0 / 0%	0 / 0%	0 / 0%	0 / 0%	0 / 0%	0 / 0%	0 / 0%
-TC	0	0 / 0%	0 / 0%	0 / 0%	0 / 0%	0 / 0%	0 / 0%	0 / 0%
-I	0	0 / 0%	0 / 0%	0 / 0%	0 / 0%	0 / 0%	0 / 0%	0 / 0%
	\$7,900	0 / 0%	0 / 0%	0 / 0%	0 / 0%	0 / 0%	0 / 0%	0 / 0%
770 - TEXAS A&M UNIVERSITY - CENTRAL TEXAS - SPECIAL TRADE UNADJUSTED GOAL IS 32.9%								
T	0	0 / 0%	0 / 0%	0 / 0%	0 / 0%	0 / 0%	0 / 0%	0 / 0%
N	\$690,611	\$21,000 / 3.04%	\$21,000 / 3.04%	0 / 0%	0 / 0%	0 / 0%	0 / 0%	0 / 0%
S	***	\$47,538 / 6.88%	\$6,475 / 0.94%	0 / 0%	\$41,063 / 5.95%	0 / 0%	0 / 0%	0 / 0%
-TC	0	0 / 0%	0 / 0%	0 / 0%	0 / 0%	0 / 0%	0 / 0%	0 / 0%
-I	0	0 / 0%	0 / 0%	0 / 0%	0 / 0%	0 / 0%	0 / 0%	0 / 0%
	\$690,611	\$68,538 / 9.92%	\$27,475 / 3.98%	0 / 0%	\$41,063 / 5.95%	0 / 0%	0 / 0%	0 / 0%

*** DOLLARS REPORTED BUT NOT SHOWN IN THESE COLUMNS. T=TREASURY, N=NON-TREASURY, S=SUBCONTRACTOR FUNDS & PROCUREMENT CARD HUB PURCHASES, TC=TERM CONTRACT, I= INTER GOVERNMENT



TEXAS HISTORICALLY UNDERUTILIZED BUSINESS (HUB) SEMI-ANNUAL REPORT RECEIVED FOR FISCAL YEAR 2024

SECTION VII - STATE AGENCY EXPENDITURE DATA

FUND TYPE	TOTAL EXPENDITURE	TOTAL SPENT WITH HUBS AMOUNT / %	BLACK AMOUNT / %	HISPANIC AMOUNT / %	WOMAN AMOUNT / %	ASIAN PACIFIC AMOUNT / %	NATIVE AMERICAN AMOUNT / %	SERVICE-DISABLED VETERAN AMOUNT / %
770 - TEXAS A&M UNIVERSITY - CENTRAL TEXAS - PROFESSIONAL SERVICES UNADJUSTED GOAL IS 23.7%								
T	0	0 / 0%	0 / 0%	0 / 0%	0 / 0%	0 / 0%	0 / 0%	0 / 0%
N	\$2,940	0 / 0%	0 / 0%	0 / 0%	0 / 0%	0 / 0%	0 / 0%	0 / 0%
S	***	0 / 0%	0 / 0%	0 / 0%	0 / 0%	0 / 0%	0 / 0%	0 / 0%
-TC	0	0 / 0%	0 / 0%	0 / 0%	0 / 0%	0 / 0%	0 / 0%	0 / 0%
-I	0	0 / 0%	0 / 0%	0 / 0%	0 / 0%	0 / 0%	0 / 0%	0 / 0%
	\$2,940	0 / 0%	0 / 0%	0 / 0%	0 / 0%	0 / 0%	0 / 0%	0 / 0%
770 - TEXAS A&M UNIVERSITY - CENTRAL TEXAS - OTHER SERVICES UNADJUSTED GOAL IS 26%								
T	\$-165,390	-\$164,538 / 99.48%	0 / 0%	-\$164,538 / 99.48%	0 / 0%	0 / 0%	0 / 0%	0 / 0%
N	\$1,539,674	\$227,444 / 14.77%	\$1,361 / 0.09%	\$192,920 / 12.53%	\$24,886 / 1.62%	\$8,277 / 0.54%	0 / 0%	0 / 0%
S	***	\$17,864 / 3.52%	0 / 0%	\$3,397 / 0.67%	\$12,723 / 2.51%	\$1,744 / 0.34%	0 / 0%	0 / 0%
-TC	0	0 / 0%	0 / 0%	0 / 0%	0 / 0%	0 / 0%	0 / 0%	0 / 0%
-I	0	0 / 0%	0 / 0%	0 / 0%	0 / 0%	0 / 0%	0 / 0%	0 / 0%
	\$1,374,284	\$80,770 / 117.78%	\$1,361 / 0.09%	\$31,779 / 112.68%	\$37,609 / 4.12%	\$10,021 / 0.88%	0 / 0%	0 / 0%
770 - TEXAS A&M UNIVERSITY - CENTRAL TEXAS - COMMODITY PURCHASING UNADJUSTED GOAL IS 21.1%								
T	\$-25,557	0 / 0%	0 / 0%	0 / 0%	0 / 0%	0 / 0%	0 / 0%	0 / 0%
N	\$1,340,242	\$390,079 / 29.11%	\$130,760 / 9.76%	\$41,309 / 3.08%	\$197,956 / 14.77%	\$20,054 / 1.50%	0 / 0%	0 / 0%
S	***	\$49,675 / 6.98%	\$6,809 / 0.96%	\$3,397 / 0.48%	\$34,972 / 4.91%	\$4,497 / 0.63%	0 / 0%	0 / 0%
-TC	0	0 / 0%	0 / 0%	0 / 0%	0 / 0%	0 / 0%	0 / 0%	0 / 0%
-I	0	0 / 0%	0 / 0%	0 / 0%	0 / 0%	0 / 0%	0 / 0%	0 / 0%
	\$1,314,685	\$439,755 / 36.09%	\$137,569 / 10.71%	\$44,707 / 3.56%	\$232,928 / 19.68%	\$24,552 / 2.13%	0 / 0%	0 / 0%

*** DOLLARS REPORTED BUT NOT SHOWN IN THESE COLUMNS. T=TREASURY, N=NON-TREASURY, S=SUBCONTRACTOR FUNDS & PROCUREMENT CARD HUB PURCHASES, TC=TERM CONTRACT, I= INTER GOVERNMENTAL



TEXAS HISTORICALLY UNDERUTILIZED BUSINESS (HUB) SEMI-ANNUAL REPORT RECEIVED FOR FISCAL YEAR 2024

SECTION VII - STATE AGENCY EXPENDITURE DATA

FUND TYPE	TOTAL EXPENDITURE	TOTAL SPENT WITH HUBS AMOUNT / %	BLACK AMOUNT / %	HISPANIC AMOUNT / %	WOMAN AMOUNT / %	ASIAN PACIFIC AMOUNT / %	NATIVE AMERICAN AMOUNT / %	SERVICE-DISABLED VETERAN AMOUNT / %
770 - TEXAS A&M UNIVERSITY - CENTRAL TEXAS - Statewide Grand Total Expenditures								
T	\$-190,946	-\$164,538 / 86.17%	0 / 0%	-\$164,538 / 86.17%	0 / 0%	0 / 0%	0 / 0%	0 / 0%
N	\$3,581,367	\$638,523 / 17.83%	\$153,121 / 4.28%	\$234,229 / 6.54%	\$222,842 / 6.22%	\$28,332 / 0.79%	0 / 0%	0 / 0%
S	***	\$115,076 / 6.03%	\$13,284 / 0.70%	\$6,794 / 0.36%	\$88,757 / 4.65%	\$6,241 / 0.33%	0 / 0%	0 / 0%
-TC	0	0 / 0%	0 / 0%	0 / 0%	0 / 0%	0 / 0%	0 / 0%	0 / 0%
-I	0	0 / 0%	0 / 0%	0 / 0%	0 / 0%	0 / 0%	0 / 0%	0 / 0%
	\$3,390,421	\$589,062 / 110.03%	\$166,405 / 4.97%	\$76,486 / 93.07%	\$311,599 / 10.87%	\$34,573 / 1.12%	0 / 0%	0 / 0%

*** DOLLARS REPORTED BUT NOT SHOWN IN THESE COLUMNS. T=TREASURY, N=NON-TREASURY, S=SUBCONTRACTOR FUNDS & PROCUREMENT CARD HUB PURCHASES, TC=TERM CONTRACT, I= INTER GOVERNMENTAL



TEXAS HISTORICALLY UNDERUTILIZED BUSINESS (HUB) SEMI-ANNUAL REPORT RECEIVED FOR FISCAL YEAR 2024

SECTION VII - STATE AGENCY EXPENDITURE DATA

FUND TYPE	TOTAL EXPENDITURE	TOTAL SPENT WITH HUBS AMOUNT / %	BLACK AMOUNT / %	HISPANIC AMOUNT / %	WOMAN AMOUNT / %	ASIAN PACIFIC AMOUNT / %	NATIVE AMERICAN AMOUNT / %	SERVICE-DISABLED VETERAN AMOUNT / %
-----------	-------------------	----------------------------------	------------------	---------------------	------------------	--------------------------	----------------------------	-------------------------------------

771 - SCHOOL/BLIND AND VISUALLY IMPAIRED - HEAVY CONSTRUCTION UNADJUSTED GOAL IS 11.2%

T	0	0 / 0%	0 / 0%	0 / 0%	0 / 0%	0 / 0%	0 / 0%	0 / 0%
N	0	0 / 0%	0 / 0%	0 / 0%	0 / 0%	0 / 0%	0 / 0%	0 / 0%
S	***	0 / 0%	0 / 0%	0 / 0%	0 / 0%	0 / 0%	0 / 0%	0 / 0%
-TC	0	0 / 0%	0 / 0%	0 / 0%	0 / 0%	0 / 0%	0 / 0%	0 / 0%
-I	0	0 / 0%	0 / 0%	0 / 0%	0 / 0%	0 / 0%	0 / 0%	0 / 0%
	0	0 / 0%	0 / 0%	0 / 0%	0 / 0%	0 / 0%	0 / 0%	0 / 0%

771 - SCHOOL/BLIND AND VISUALLY IMPAIRED - BUILDING CONSTRUCTION UNADJUSTED GOAL IS 21.1%

T	0	0 / 0%	0 / 0%	0 / 0%	0 / 0%	0 / 0%	0 / 0%	0 / 0%
N	0	0 / 0%	0 / 0%	0 / 0%	0 / 0%	0 / 0%	0 / 0%	0 / 0%
S	***	0 / 0%	0 / 0%	0 / 0%	0 / 0%	0 / 0%	0 / 0%	0 / 0%
-TC	0	0 / 0%	0 / 0%	0 / 0%	0 / 0%	0 / 0%	0 / 0%	0 / 0%
-I	0	0 / 0%	0 / 0%	0 / 0%	0 / 0%	0 / 0%	0 / 0%	0 / 0%
	0	0 / 0%	0 / 0%	0 / 0%	0 / 0%	0 / 0%	0 / 0%	0 / 0%

771 - SCHOOL/BLIND AND VISUALLY IMPAIRED - SPECIAL TRADE UNADJUSTED GOAL IS 32.9%

T	0	0 / 0%	0 / 0%	0 / 0%	0 / 0%	0 / 0%	0 / 0%	0 / 0%
N	0	0 / 0%	0 / 0%	0 / 0%	0 / 0%	0 / 0%	0 / 0%	0 / 0%
S	***	0 / 0%	0 / 0%	0 / 0%	0 / 0%	0 / 0%	0 / 0%	0 / 0%
-TC	0	0 / 0%	0 / 0%	0 / 0%	0 / 0%	0 / 0%	0 / 0%	0 / 0%
-I	0	0 / 0%	0 / 0%	0 / 0%	0 / 0%	0 / 0%	0 / 0%	0 / 0%
	0	0 / 0%	0 / 0%	0 / 0%	0 / 0%	0 / 0%	0 / 0%	0 / 0%

*** DOLLARS REPORTED BUT NOT SHOWN IN THESE COLUMNS. T=TREASURY, N=NON-TREASURY, S=SUBCONTRACTOR FUNDS & PROCUREMENT CARD HUB PURCHASES, TC=TERM CONTRACT, I= INTER GOVERNMENT



TEXAS HISTORICALLY UNDERUTILIZED BUSINESS (HUB) SEMI-ANNUAL REPORT RECEIVED FOR FISCAL YEAR 2024

SECTION VII - STATE AGENCY EXPENDITURE DATA

FUND TYPE	TOTAL EXPENDITURE	TOTAL SPENT WITH HUBS AMOUNT / %	BLACK AMOUNT / %	HISPANIC AMOUNT / %	WOMAN AMOUNT / %	ASIAN PACIFIC AMOUNT / %	NATIVE AMERICAN AMOUNT / %	SERVICE-DISABLED VETERAN AMOUNT / %
-----------	-------------------	----------------------------------	------------------	---------------------	------------------	--------------------------	----------------------------	-------------------------------------

771 - SCHOOL/BLIND AND VISUALLY IMPAIRED - PROFESSIONAL SERVICES UNADJUSTED GOAL IS 23.7%

T	\$40,965	\$21,270 / 51.92%	0 / 0%	\$21,270 / 51.92%	0 / 0%	0 / 0%	0 / 0%	0 / 0%
N	0	0 / 0%	0 / 0%	0 / 0%	0 / 0%	0 / 0%	0 / 0%	0 / 0%
S	***	0 / 0%	0 / 0%	0 / 0%	0 / 0%	0 / 0%	0 / 0%	0 / 0%
-TC	0	0 / 0%	0 / 0%	0 / 0%	0 / 0%	0 / 0%	0 / 0%	0 / 0%
-I	0	0 / 0%	0 / 0%	0 / 0%	0 / 0%	0 / 0%	0 / 0%	0 / 0%
	\$40,965	\$21,270 / 51.92%	0 / 0%	\$21,270 / 51.92%	0 / 0%	0 / 0%	0 / 0%	0 / 0%

771 - SCHOOL/BLIND AND VISUALLY IMPAIRED - OTHER SERVICES UNADJUSTED GOAL IS 26%

T	\$727,727	\$52,137 / 7.16%	0 / 0%	\$4,042 / 0.56%	\$44,715 / 6.14%	\$3,380 / 0.46%	0 / 0%	0 / 0%
N	0	0 / 0%	0 / 0%	0 / 0%	0 / 0%	0 / 0%	0 / 0%	0 / 0%
S	***	0 / 0%	0 / 0%	0 / 0%	0 / 0%	0 / 0%	0 / 0%	0 / 0%
-TC	\$14,678	0 / 0%	0 / 0%	0 / 0%	0 / 0%	0 / 0%	0 / 0%	0 / 0%
-I	0	0 / 0%	0 / 0%	0 / 0%	0 / 0%	0 / 0%	0 / 0%	0 / 0%
	\$713,049	\$52,137 / 7.16%	0 / 0%	\$4,042 / 0.56%	\$44,715 / 6.14%	\$3,380 / 0.46%	0 / 0%	0 / 0%

771 - SCHOOL/BLIND AND VISUALLY IMPAIRED - COMMODITY PURCHASING UNADJUSTED GOAL IS 21.1%

T	\$487,959	\$35,171 / 7.21%	0 / 0%	0 / 0%	\$35,171 / 7.21%	0 / 0%	0 / 0%	0 / 0%
N	0	0 / 0%	0 / 0%	0 / 0%	0 / 0%	0 / 0%	0 / 0%	0 / 0%
S	***	0 / 0%	0 / 0%	0 / 0%	0 / 0%	0 / 0%	0 / 0%	0 / 0%
-TC	\$3,597	0 / 0%	0 / 0%	0 / 0%	0 / 0%	0 / 0%	0 / 0%	0 / 0%
-I	0	0 / 0%	0 / 0%	0 / 0%	0 / 0%	0 / 0%	0 / 0%	0 / 0%
	\$484,361	\$35,171 / 7.21%	0 / 0%	0 / 0%	\$35,171 / 7.21%	0 / 0%	0 / 0%	0 / 0%

*** DOLLARS REPORTED BUT NOT SHOWN IN THESE COLUMNS. T=TREASURY, N=NON-TREASURY, S=SUBCONTRACTOR FUNDS & PROCUREMENT CARD HUB PURCHASES, TC=TERM CONTRACT, I= INTER GOVERNMENTAL



TEXAS HISTORICALLY UNDERUTILIZED BUSINESS (HUB) SEMI-ANNUAL REPORT RECEIVED FOR FISCAL YEAR 2024

SECTION VII - STATE AGENCY EXPENDITURE DATA

FUND TYPE	TOTAL EXPENDITURE	TOTAL SPENT WITH HUBS AMOUNT / %	BLACK AMOUNT / %	HISPANIC AMOUNT / %	WOMAN AMOUNT / %	ASIAN PACIFIC AMOUNT / %	NATIVE AMERICAN AMOUNT / %	SERVICE-DISABLED VETERAN AMOUNT / %
771 - SCHOOL/BLIND AND VISUALLY IMPAIRED - Statewide Grand Total Expenditures								
T	\$1,256,651	\$108,578 / 8.64%	0 / 0%	\$25,312 / 2.01%	\$79,886 / 6.36%	\$3,380 / 0.27%	0 / 0%	0 / 0%
N	0	0 / 0%	0 / 0%	0 / 0%	0 / 0%	0 / 0%	0 / 0%	0 / 0%
S	***	0 / 0%	0 / 0%	0 / 0%	0 / 0%	0 / 0%	0 / 0%	0 / 0%
-TC	\$18,276	0 / 0%	0 / 0%	0 / 0%	0 / 0%	0 / 0%	0 / 0%	0 / 0%
-I	0	0 / 0%	0 / 0%	0 / 0%	0 / 0%	0 / 0%	0 / 0%	0 / 0%
	\$1,238,375	\$108,578 / 8.64%	0 / 0%	\$25,312 / 2.01%	\$79,886 / 6.36%	\$3,380 / 0.27%	0 / 0%	0 / 0%

*** DOLLARS REPORTED BUT NOT SHOWN IN THESE COLUMNS. T=TREASURY, N=NON-TREASURY, S=SUBCONTRACTOR FUNDS & PROCUREMENT CARD HUB PURCHASES, TC=TERM CONTRACT, I= INTER GOVERNMENTAL



TEXAS HISTORICALLY UNDERUTILIZED BUSINESS (HUB) SEMI-ANNUAL REPORT RECEIVED FOR FISCAL YEAR 2024

SECTION VII - STATE AGENCY EXPENDITURE DATA

FUND TYPE	TOTAL EXPENDITURE	TOTAL SPENT WITH HUBS AMOUNT / %	BLACK AMOUNT / %	HISPANIC AMOUNT / %	WOMAN AMOUNT / %	ASIAN PACIFIC AMOUNT / %	NATIVE AMERICAN AMOUNT / %	SERVICE-DISABLED VETERAN AMOUNT / %
-----------	-------------------	----------------------------------	------------------	---------------------	------------------	--------------------------	----------------------------	-------------------------------------

772 - SCHOOL FOR THE DEAF - HEAVY CONSTRUCTION UNADJUSTED GOAL IS 11.2%

T	0	0 / 0%	0 / 0%	0 / 0%	0 / 0%	0 / 0%	0 / 0%	0 / 0%
N	0	0 / 0%	0 / 0%	0 / 0%	0 / 0%	0 / 0%	0 / 0%	0 / 0%
S	***	0 / 0%	0 / 0%	0 / 0%	0 / 0%	0 / 0%	0 / 0%	0 / 0%
-TC	0	0 / 0%	0 / 0%	0 / 0%	0 / 0%	0 / 0%	0 / 0%	0 / 0%
-I	0	0 / 0%	0 / 0%	0 / 0%	0 / 0%	0 / 0%	0 / 0%	0 / 0%
	0	0 / 0%	0 / 0%	0 / 0%	0 / 0%	0 / 0%	0 / 0%	0 / 0%

772 - SCHOOL FOR THE DEAF - BUILDING CONSTRUCTION UNADJUSTED GOAL IS 21.1%

T	\$12,183	0 / 0%	0 / 0%	0 / 0%	0 / 0%	0 / 0%	0 / 0%	0 / 0%
N	0	0 / 0%	0 / 0%	0 / 0%	0 / 0%	0 / 0%	0 / 0%	0 / 0%
S	***	0 / 0%	0 / 0%	0 / 0%	0 / 0%	0 / 0%	0 / 0%	0 / 0%
-TC	0	0 / 0%	0 / 0%	0 / 0%	0 / 0%	0 / 0%	0 / 0%	0 / 0%
-I	0	0 / 0%	0 / 0%	0 / 0%	0 / 0%	0 / 0%	0 / 0%	0 / 0%
	\$12,183	0 / 0%	0 / 0%	0 / 0%	0 / 0%	0 / 0%	0 / 0%	0 / 0%

772 - SCHOOL FOR THE DEAF - SPECIAL TRADE UNADJUSTED GOAL IS 32.9%

T	\$5,289	0 / 0%	0 / 0%	0 / 0%	0 / 0%	0 / 0%	0 / 0%	0 / 0%
N	0	0 / 0%	0 / 0%	0 / 0%	0 / 0%	0 / 0%	0 / 0%	0 / 0%
S	***	0 / 0%	0 / 0%	0 / 0%	0 / 0%	0 / 0%	0 / 0%	0 / 0%
-TC	0	0 / 0%	0 / 0%	0 / 0%	0 / 0%	0 / 0%	0 / 0%	0 / 0%
-I	0	0 / 0%	0 / 0%	0 / 0%	0 / 0%	0 / 0%	0 / 0%	0 / 0%
	\$5,289	0 / 0%	0 / 0%	0 / 0%	0 / 0%	0 / 0%	0 / 0%	0 / 0%

*** DOLLARS REPORTED BUT NOT SHOWN IN THESE COLUMNS. T=TREASURY, N=NON-TREASURY, S=SUBCONTRACTOR FUNDS & PROCUREMENT CARD HUB PURCHASES, TC=TERM CONTRACT, I= INTER GOVERNMENT



TEXAS HISTORICALLY UNDERUTILIZED BUSINESS (HUB) SEMI-ANNUAL REPORT RECEIVED FOR FISCAL YEAR 2024

SECTION VII - STATE AGENCY EXPENDITURE DATA

FUND TYPE	TOTAL EXPENDITURE	TOTAL SPENT WITH HUBS AMOUNT / %	BLACK AMOUNT / %	HISPANIC AMOUNT / %	WOMAN AMOUNT / %	ASIAN PACIFIC AMOUNT / %	NATIVE AMERICAN AMOUNT / %	SERVICE-DISABLED VETERAN AMOUNT / %
-----------	-------------------	----------------------------------	------------------	---------------------	------------------	--------------------------	----------------------------	-------------------------------------

772 - SCHOOL FOR THE DEAF - PROFESSIONAL SERVICES UNADJUSTED GOAL IS 23.7%

T	\$18,150	0 / 0%	0 / 0%	0 / 0%	0 / 0%	0 / 0%	0 / 0%	0 / 0%
N	0	0 / 0%	0 / 0%	0 / 0%	0 / 0%	0 / 0%	0 / 0%	0 / 0%
S	***	0 / 0%	0 / 0%	0 / 0%	0 / 0%	0 / 0%	0 / 0%	0 / 0%
-TC	0	0 / 0%	0 / 0%	0 / 0%	0 / 0%	0 / 0%	0 / 0%	0 / 0%
-I	0	0 / 0%	0 / 0%	0 / 0%	0 / 0%	0 / 0%	0 / 0%	0 / 0%
	\$18,150	0 / 0%	0 / 0%	0 / 0%	0 / 0%	0 / 0%	0 / 0%	0 / 0%

772 - SCHOOL FOR THE DEAF - OTHER SERVICES UNADJUSTED GOAL IS 26%

T	\$1,063,587	\$42,096 / 3.96%	\$60 / 0.01%	\$4,244 / 0.40%	\$37,792 / 3.55%	0 / 0%	0 / 0%	0 / 0%
N	0	0 / 0%	0 / 0%	0 / 0%	0 / 0%	0 / 0%	0 / 0%	0 / 0%
S	***	0 / 0%	0 / 0%	0 / 0%	0 / 0%	0 / 0%	0 / 0%	0 / 0%
-TC	\$2,512	0 / 0%	0 / 0%	0 / 0%	0 / 0%	0 / 0%	0 / 0%	0 / 0%
-I	0	0 / 0%	0 / 0%	0 / 0%	0 / 0%	0 / 0%	0 / 0%	0 / 0%
	\$1,061,075	\$42,096 / 3.96%	\$60 / 0.01%	\$4,244 / 0.40%	\$37,792 / 3.55%	0 / 0%	0 / 0%	0 / 0%

772 - SCHOOL FOR THE DEAF - COMMODITY PURCHASING UNADJUSTED GOAL IS 21.1%

T	\$2,134,106	\$89,927 / 4.21%	0 / 0%	\$52,831 / 2.48%	\$32,633 / 1.53%	\$4,463 / 0.21%	0 / 0%	0 / 0%
N	0	0 / 0%	0 / 0%	0 / 0%	0 / 0%	0 / 0%	0 / 0%	0 / 0%
S	***	0 / 0%	0 / 0%	0 / 0%	0 / 0%	0 / 0%	0 / 0%	0 / 0%
-TC	\$479,203	\$1,807 / 0.38%	0 / 0%	0 / 0%	\$1,807 / 0.38%	0 / 0%	0 / 0%	0 / 0%
-I	0	0 / 0%	0 / 0%	0 / 0%	0 / 0%	0 / 0%	0 / 0%	0 / 0%
	\$1,654,903	\$88,120 / 4.59%	0 / 0%	\$52,831 / 2.48%	\$30,826 / 1.91%	\$4,463 / 0.21%	0 / 0%	0 / 0%

*** DOLLARS REPORTED BUT NOT SHOWN IN THESE COLUMNS. T=TREASURY, N=NON-TREASURY, S=SUBCONTRACTOR FUNDS & PROCUREMENT CARD HUB PURCHASES, TC=TERM CONTRACT, I= INTER GOVERNMENTAL



TEXAS HISTORICALLY UNDERUTILIZED BUSINESS (HUB) SEMI-ANNUAL REPORT RECEIVED FOR FISCAL YEAR 2024

SECTION VII - STATE AGENCY EXPENDITURE DATA

FUND TYPE	TOTAL EXPENDITURE	TOTAL SPENT WITH HUBS AMOUNT / %	BLACK AMOUNT / %	HISPANIC AMOUNT / %	WOMAN AMOUNT / %	ASIAN PACIFIC AMOUNT / %	NATIVE AMERICAN AMOUNT / %	SERVICE-DISABLED VETERAN AMOUNT / %
772 - SCHOOL FOR THE DEAF - Statewide Grand Total Expenditures								
T	\$3,233,315	\$132,023 / 4.08%	\$60 / 0.00%	\$57,075 / 1.77%	\$70,425 / 2.18%	\$4,463 / 0.14%	0 / 0%	0 / 0%
N	0	0 / 0%	0 / 0%	0 / 0%	0 / 0%	0 / 0%	0 / 0%	0 / 0%
S	***	0 / 0%	0 / 0%	0 / 0%	0 / 0%	0 / 0%	0 / 0%	0 / 0%
-TC	\$481,715	\$1,807 / 0.38%	0 / 0%	0 / 0%	\$1,807 / 0.38%	0 / 0%	0 / 0%	0 / 0%
-I	0	0 / 0%	0 / 0%	0 / 0%	0 / 0%	0 / 0%	0 / 0%	0 / 0%
	\$2,751,600	\$130,216 / 4.46%	\$60 / 0.00%	\$57,075 / 1.77%	\$68,618 / 2.55%	\$4,463 / 0.14%	0 / 0%	0 / 0%

*** DOLLARS REPORTED BUT NOT SHOWN IN THESE COLUMNS. T=TREASURY, N=NON-TREASURY, S=SUBCONTRACTOR FUNDS & PROCUREMENT CARD HUB PURCHASES, TC=TERM CONTRACT, I= INTER GOVERNMENTAL



TEXAS HISTORICALLY UNDERUTILIZED BUSINESS (HUB) SEMI-ANNUAL REPORT RECEIVED FOR FISCAL YEAR 2024

SECTION VII - STATE AGENCY EXPENDITURE DATA

FUND TYPE	TOTAL EXPENDITURE	TOTAL SPENT WITH HUBS AMOUNT / %	BLACK AMOUNT / %	HISPANIC AMOUNT / %	WOMAN AMOUNT / %	ASIAN PACIFIC AMOUNT / %	NATIVE AMERICAN AMOUNT / %	SERVICE-DISABLED VETERAN AMOUNT / %
773 - UNIVERSITY OF NORTH TEXAS AT DALLAS - HEAVY CONSTRUCTION UNADJUSTED GOAL IS 11.2%								
T	0	0 / 0%	0 / 0%	0 / 0%	0 / 0%	0 / 0%	0 / 0%	0 / 0%
N	0	0 / 0%	0 / 0%	0 / 0%	0 / 0%	0 / 0%	0 / 0%	0 / 0%
S	***	0 / 0%	0 / 0%	0 / 0%	0 / 0%	0 / 0%	0 / 0%	0 / 0%
-TC	0	0 / 0%	0 / 0%	0 / 0%	0 / 0%	0 / 0%	0 / 0%	0 / 0%
-I	0	0 / 0%	0 / 0%	0 / 0%	0 / 0%	0 / 0%	0 / 0%	0 / 0%
	0	0 / 0%	0 / 0%	0 / 0%	0 / 0%	0 / 0%	0 / 0%	0 / 0%

773 - UNIVERSITY OF NORTH TEXAS AT DALLAS - BUILDING CONSTRUCTION UNADJUSTED GOAL IS 21.1%								
T	0	0 / 0%	0 / 0%	0 / 0%	0 / 0%	0 / 0%	0 / 0%	0 / 0%
N	0	0 / 0%	0 / 0%	0 / 0%	0 / 0%	0 / 0%	0 / 0%	0 / 0%
S	***	0 / 0%	0 / 0%	0 / 0%	0 / 0%	0 / 0%	0 / 0%	0 / 0%
-TC	0	0 / 0%	0 / 0%	0 / 0%	0 / 0%	0 / 0%	0 / 0%	0 / 0%
-I	0	0 / 0%	0 / 0%	0 / 0%	0 / 0%	0 / 0%	0 / 0%	0 / 0%
	0	0 / 0%	0 / 0%	0 / 0%	0 / 0%	0 / 0%	0 / 0%	0 / 0%

773 - UNIVERSITY OF NORTH TEXAS AT DALLAS - SPECIAL TRADE UNADJUSTED GOAL IS 32.9%								
T	0	0 / 0%	0 / 0%	0 / 0%	0 / 0%	0 / 0%	0 / 0%	0 / 0%
N	\$17,115	\$17,115 / 100.00%	\$7,765 / 45.37%	\$9,350 / 54.63%	0 / 0%	0 / 0%	0 / 0%	0 / 0%
S	***	0 / 0%	0 / 0%	0 / 0%	0 / 0%	0 / 0%	0 / 0%	0 / 0%
-TC	0	0 / 0%	0 / 0%	0 / 0%	0 / 0%	0 / 0%	0 / 0%	0 / 0%
-I	0	0 / 0%	0 / 0%	0 / 0%	0 / 0%	0 / 0%	0 / 0%	0 / 0%
	\$17,115	\$17,115 / 100.00%	\$7,765 / 45.37%	\$9,350 / 54.63%	0 / 0%	0 / 0%	0 / 0%	0 / 0%

*** DOLLARS REPORTED BUT NOT SHOWN IN THESE COLUMNS. T=TREASURY, N=NON-TREASURY, S=SUBCONTRACTOR FUNDS & PROCUREMENT CARD HUB PURCHASES, TC=TERM CONTRACT, I= INTER GOVERNMENTAL



TEXAS HISTORICALLY UNDERUTILIZED BUSINESS (HUB) SEMI-ANNUAL REPORT RECEIVED FOR FISCAL YEAR 2024

SECTION VII - STATE AGENCY EXPENDITURE DATA

FUND TYPE	TOTAL EXPENDITURE	TOTAL SPENT WITH HUBS AMOUNT / %	BLACK AMOUNT / %	HISPANIC AMOUNT / %	WOMAN AMOUNT / %	ASIAN PACIFIC AMOUNT / %	NATIVE AMERICAN AMOUNT / %	SERVICE-DISABLED VETERAN AMOUNT / %
773 - UNIVERSITY OF NORTH TEXAS AT DALLAS - PROFESSIONAL SERVICES UNADJUSTED GOAL IS 23.7%								
T	\$5,288	0 / 0%	0 / 0%	0 / 0%	0 / 0%	0 / 0%	0 / 0%	0 / 0%
N	\$182,418	\$134,021 / 73.47%	0 / 0%	0 / 0%	\$114,530 / 62.78%	0 / 0%	0 / 0%	\$19,491 / 10.68%
S	***	0 / 0%	0 / 0%	0 / 0%	0 / 0%	0 / 0%	0 / 0%	0 / 0%
-TC	0	0 / 0%	0 / 0%	0 / 0%	0 / 0%	0 / 0%	0 / 0%	0 / 0%
-I	0	0 / 0%	0 / 0%	0 / 0%	0 / 0%	0 / 0%	0 / 0%	0 / 0%
	\$187,706	\$134,021 / 73.47%	0 / 0%	0 / 0%	\$114,530 / 62.78%	0 / 0%	0 / 0%	\$19,491 / 10.68%

773 - UNIVERSITY OF NORTH TEXAS AT DALLAS - OTHER SERVICES UNADJUSTED GOAL IS 26%								
T	\$962	\$694 / 72.17%	0 / 0%	0 / 0%	\$694 / 72.17%	0 / 0%	0 / 0%	0 / 0%
N	\$3,579,976	\$207,054 / 5.78%	\$35,326 / 0.99%	\$9,263 / 0.26%	\$126,232 / 3.53%	\$36,234 / 1.01%	0 / 0%	0 / 0%
S	***	\$123,469 / 5.11%	\$10,518 / 0.44%	\$9,230 / 0.38%	\$103,721 / 4.29%	0 / 0%	0 / 0%	0 / 0%
-TC	0	0 / 0%	0 / 0%	0 / 0%	0 / 0%	0 / 0%	0 / 0%	0 / 0%
-I	0	0 / 0%	0 / 0%	0 / 0%	0 / 0%	0 / 0%	0 / 0%	0 / 0%
	\$3,580,939	\$331,218 / 83.07%	\$45,844 / 1.42%	\$18,493 / 0.64%	\$230,647 / 80.00%	\$36,234 / 1.01%	0 / 0%	0 / 0%

773 - UNIVERSITY OF NORTH TEXAS AT DALLAS - COMMODITY PURCHASING UNADJUSTED GOAL IS 21.1%								
T	\$31,555	\$28,236 / 89.48%	\$5,072 / 16.07%	\$19,645 / 62.26%	\$3,519 / 11.15%	0 / 0%	0 / 0%	0 / 0%
N	\$1,941,560	\$284,040 / 14.63%	\$82,915 / 4.27%	\$45,948 / 2.37%	\$86,084 / 4.43%	\$69,093 / 3.56%	0 / 0%	0 / 0%
S	***	\$66,041 / 5.86%	\$60,124 / 5.33%	0 / 0%	\$5,671 / 0.50%	\$246 / 0.02%	0 / 0%	0 / 0%
-TC	0	0 / 0%	0 / 0%	0 / 0%	0 / 0%	0 / 0%	0 / 0%	0 / 0%
-I	0	0 / 0%	0 / 0%	0 / 0%	0 / 0%	0 / 0%	0 / 0%	0 / 0%
	\$1,973,115	\$378,317 / 109.97%	\$148,111 / 25.68%	\$65,593 / 64.62%	\$95,275 / 16.09%	\$69,339 / 3.58%	0 / 0%	0 / 0%

*** DOLLARS REPORTED BUT NOT SHOWN IN THESE COLUMNS. T=TREASURY, N=NON-TREASURY, S=SUBCONTRACTOR FUNDS & PROCUREMENT CARD HUB PURCHASES, TC=TERM CONTRACT, I= INTER GOVERNMENTAL



TEXAS HISTORICALLY UNDERUTILIZED BUSINESS (HUB) SEMI-ANNUAL REPORT RECEIVED FOR FISCAL YEAR 2024

SECTION VII - STATE AGENCY EXPENDITURE DATA

FUND TYPE	TOTAL EXPENDITURE	TOTAL SPENT WITH HUBS AMOUNT / %	BLACK AMOUNT / %	HISPANIC AMOUNT / %	WOMAN AMOUNT / %	ASIAN PACIFIC AMOUNT / %	NATIVE AMERICAN AMOUNT / %	SERVICE-DISABLED VETERAN AMOUNT / %
773 - UNIVERSITY OF NORTH TEXAS AT DALLAS - Statewide Grand Total Expenditures								
T	\$37,805	\$28,931 / 76.53%	\$5,072 / 13.42%	\$19,645 / 51.96%	\$4,214 / 11.15%	0 / 0%	0 / 0%	0 / 0%
N	\$5,721,070	\$642,231 / 11.23%	\$126,006 / 2.20%	\$64,561 / 1.13%	\$326,845 / 5.71%	\$105,327 / 1.84%	0 / 0%	\$19,491 / 0.34%
S	***	\$189,510 / 5.35%	\$70,642 / 1.99%	\$9,230 / 0.26%	\$109,393 / 3.09%	\$246 / 0.01%	0 / 0%	0 / 0%
-TC	0	0 / 0%	0 / 0%	0 / 0%	0 / 0%	0 / 0%	0 / 0%	0 / 0%
-I	0	0 / 0%	0 / 0%	0 / 0%	0 / 0%	0 / 0%	0 / 0%	0 / 0%
	\$5,758,876	\$860,672 / 93.10%	\$201,720 / 17.61%	\$93,436 / 53.35%	\$440,452 / 19.95%	\$105,573 / 1.85%	0 / 0%	\$19,491 / 0.34%

*** DOLLARS REPORTED BUT NOT SHOWN IN THESE COLUMNS. T=TREASURY, N=NON-TREASURY, S=SUBCONTRACTOR FUNDS & PROCUREMENT CARD HUB PURCHASES, TC=TERM CONTRACT, I= INTER GOVERNMENTAL



TEXAS HISTORICALLY UNDERUTILIZED BUSINESS (HUB) SEMI-ANNUAL REPORT RECEIVED FOR FISCAL YEAR 2024

SECTION VII - STATE AGENCY EXPENDITURE DATA

FUND TYPE	TOTAL EXPENDITURE	TOTAL SPENT WITH HUBS AMOUNT / %	BLACK AMOUNT / %	HISPANIC AMOUNT / %	WOMAN AMOUNT / %	ASIAN PACIFIC AMOUNT / %	NATIVE AMERICAN AMOUNT / %	SERVICE-DISABLED VETERAN AMOUNT / %
774 - TEXAS TECH HSC - EL PASO - HEAVY CONSTRUCTION UNADJUSTED GOAL IS 11.2%								
T	\$3,934	0 / 0%	0 / 0%	0 / 0%	0 / 0%	0 / 0%	0 / 0%	0 / 0%
N	\$82,910	0 / 0%	0 / 0%	0 / 0%	0 / 0%	0 / 0%	0 / 0%	0 / 0%
S	***	0 / 0%	0 / 0%	0 / 0%	0 / 0%	0 / 0%	0 / 0%	0 / 0%
-TC	0	0 / 0%	0 / 0%	0 / 0%	0 / 0%	0 / 0%	0 / 0%	0 / 0%
-I	0	0 / 0%	0 / 0%	0 / 0%	0 / 0%	0 / 0%	0 / 0%	0 / 0%
	\$86,844	0 / 0%	0 / 0%	0 / 0%	0 / 0%	0 / 0%	0 / 0%	0 / 0%
774 - TEXAS TECH HSC - EL PASO - BUILDING CONSTRUCTION UNADJUSTED GOAL IS 21.1%								
T	\$4,160	0 / 0%	0 / 0%	0 / 0%	0 / 0%	0 / 0%	0 / 0%	0 / 0%
N	\$4,478,056	\$109,211 / 2.44%	0 / 0%	\$109,211 / 2.44%	0 / 0%	0 / 0%	0 / 0%	0 / 0%
S	***	\$612,851 / 13.89%	0 / 0%	\$612,851 / 13.89%	0 / 0%	0 / 0%	0 / 0%	0 / 0%
-TC	0	0 / 0%	0 / 0%	0 / 0%	0 / 0%	0 / 0%	0 / 0%	0 / 0%
-I	0	0 / 0%	0 / 0%	0 / 0%	0 / 0%	0 / 0%	0 / 0%	0 / 0%
	\$4,482,216	\$722,062 / 16.32%	0 / 0%	\$722,062 / 16.32%	0 / 0%	0 / 0%	0 / 0%	0 / 0%
774 - TEXAS TECH HSC - EL PASO - SPECIAL TRADE UNADJUSTED GOAL IS 32.9%								
T	\$97,796	\$40,547 / 41.46%	0 / 0%	\$40,547 / 41.46%	0 / 0%	0 / 0%	0 / 0%	0 / 0%
N	\$1,603,018	\$469,870 / 29.31%	0 / 0%	\$469,870 / 29.31%	0 / 0%	0 / 0%	0 / 0%	0 / 0%
S	***	\$63,490 / 8.26%	0 / 0%	\$58,373 / 7.60%	0 / 0%	0 / 0%	\$5,117 / 0.67%	0 / 0%
-TC	0	0 / 0%	0 / 0%	0 / 0%	0 / 0%	0 / 0%	0 / 0%	0 / 0%
-I	0	0 / 0%	0 / 0%	0 / 0%	0 / 0%	0 / 0%	0 / 0%	0 / 0%
	\$1,700,813	\$573,907 / 79.04%	0 / 0%	\$568,791 / 78.37%	0 / 0%	0 / 0%	\$5,117 / 0.67%	0 / 0%

*** DOLLARS REPORTED BUT NOT SHOWN IN THESE COLUMNS. T=TREASURY, N=NON-TREASURY, S=SUBCONTRACTOR FUNDS & PROCUREMENT CARD HUB PURCHASES, TC=TERM CONTRACT, I= INTER GOVERNMENTAL



TEXAS HISTORICALLY UNDERUTILIZED BUSINESS (HUB) SEMI-ANNUAL REPORT RECEIVED FOR FISCAL YEAR 2024

SECTION VII - STATE AGENCY EXPENDITURE DATA

FUND TYPE	TOTAL EXPENDITURE	TOTAL SPENT WITH HUBS AMOUNT / %	BLACK AMOUNT / %	HISPANIC AMOUNT / %	WOMAN AMOUNT / %	ASIAN PACIFIC AMOUNT / %	NATIVE AMERICAN AMOUNT / %	SERVICE-DISABLED VETERAN AMOUNT / %
774 - TEXAS TECH HSC - EL PASO - PROFESSIONAL SERVICES UNADJUSTED GOAL IS 23.7%								
T	\$13,963	\$11,508 / 82.42%	0 / 0%	\$11,508 / 82.42%	0 / 0%	0 / 0%	0 / 0%	0 / 0%
N	\$6,650,504	\$37,118 / 0.56%	0 / 0%	\$37,118 / 0.56%	0 / 0%	0 / 0%	0 / 0%	0 / 0%
S	***	0 / 0%	0 / 0%	0 / 0%	0 / 0%	0 / 0%	0 / 0%	0 / 0%
-TC	0	0 / 0%	0 / 0%	0 / 0%	0 / 0%	0 / 0%	0 / 0%	0 / 0%
-I	0	0 / 0%	0 / 0%	0 / 0%	0 / 0%	0 / 0%	0 / 0%	0 / 0%
	\$6,664,467	\$48,626 / 82.98%	0 / 0%	\$48,626 / 82.98%	0 / 0%	0 / 0%	0 / 0%	0 / 0%
774 - TEXAS TECH HSC - EL PASO - OTHER SERVICES UNADJUSTED GOAL IS 26%								
T	\$1,730,068	\$162,625 / 9.40%	\$623 / 0.04%	\$38,806 / 2.24%	\$4,466 / 0.26%	\$118,730 / 6.86%	0 / 0%	0 / 0%
N	\$8,365,138	\$679,085 / 8.12%	\$28,185 / 0.34%	\$397,850 / 4.76%	\$5,769 / 0.07%	\$247,281 / 2.96%	0 / 0%	0 / 0%
S	***	0 / 0%	0 / 0%	0 / 0%	0 / 0%	0 / 0%	0 / 0%	0 / 0%
-TC	0	0 / 0%	0 / 0%	0 / 0%	0 / 0%	0 / 0%	0 / 0%	0 / 0%
-I	0	0 / 0%	0 / 0%	0 / 0%	0 / 0%	0 / 0%	0 / 0%	0 / 0%
	\$10,095,206	\$841,710 / 17.52%	\$28,808 / 0.37%	\$436,656 / 7.00%	\$10,235 / 0.33%	\$366,011 / 9.82%	0 / 0%	0 / 0%
774 - TEXAS TECH HSC - EL PASO - COMMODITY PURCHASING UNADJUSTED GOAL IS 21.1%								
T	\$2,920,766	\$1,970,386 / 67.46%	\$815,669 / 27.93%	\$296,526 / 10.15%	\$36,487 / 1.25%	\$821,705 / 28.13%	0 / 0%	0 / 0%
N	\$10,897,602	\$3,655,812 / 33.55%	\$2,374,395 / 21.79%	\$576,543 / 5.29%	\$95,326 / 0.87%	\$609,549 / 5.59%	0 / 0%	0 / 0%
S	***	\$125 / 21.22%	0 / 0%	\$125 / 21.22%	0 / 0%	0 / 0%	0 / 0%	0 / 0%
-TC	0	0 / 0%	0 / 0%	0 / 0%	0 / 0%	0 / 0%	0 / 0%	0 / 0%
-I	0	0 / 0%	0 / 0%	0 / 0%	0 / 0%	0 / 0%	0 / 0%	0 / 0%
	\$13,818,369	\$5,626,324 / 122.23%	\$3,190,063 / 49.71%	\$873,194 / 36.66%	\$131,812 / 2.12%	\$1,431,254 / 33.73%	0 / 0%	0 / 0%

*** DOLLARS REPORTED BUT NOT SHOWN IN THESE COLUMNS. T=TREASURY, N=NON-TREASURY, S=SUBCONTRACTOR FUNDS & PROCUREMENT CARD HUB PURCHASES, TC=TERM CONTRACT, I= INTER GOVERNMENTAL



TEXAS HISTORICALLY UNDERUTILIZED BUSINESS (HUB) SEMI-ANNUAL REPORT RECEIVED FOR FISCAL YEAR 2024

SECTION VII - STATE AGENCY EXPENDITURE DATA

FUND TYPE	TOTAL EXPENDITURE	TOTAL SPENT WITH HUBS AMOUNT / %	BLACK AMOUNT / %	HISPANIC AMOUNT / %	WOMAN AMOUNT / %	ASIAN PACIFIC AMOUNT / %	NATIVE AMERICAN AMOUNT / %	SERVICE-DISABLED VETERAN AMOUNT / %
774 - TEXAS TECH HSC - EL PASO - Statewide Grand Total Expenditures								
T	\$4,770,686	\$2,185,066 / 45.80%	\$816,291 / 17.11%	\$387,387 / 8.12%	\$40,953 / 0.86%	\$940,435 / 19.71%	0 / 0%	0 / 0%
N	\$32,077,228	\$4,951,097 / 15.43%	\$2,402,580 / 7.49%	\$1,590,592 / 4.96%	\$101,095 / 0.32%	\$856,830 / 2.67%	0 / 0%	0 / 0%
S	***	\$676,465 / 13.05%	0 / 0%	\$671,349 / 12.95%	0 / 0%	0 / 0%	\$5,117 / 0.10%	0 / 0%
-TC	0	0 / 0%	0 / 0%	0 / 0%	0 / 0%	0 / 0%	0 / 0%	0 / 0%
-I	0	0 / 0%	0 / 0%	0 / 0%	0 / 0%	0 / 0%	0 / 0%	0 / 0%
	\$36,847,915	\$7,812,629 / 74.29%	\$3,218,871 / 24.60%	\$2,649,328 / 26.03%	\$142,048 / 1.17%	\$1,797,265 / 22.38%	\$5,117 / 0.10%	0 / 0%

*** DOLLARS REPORTED BUT NOT SHOWN IN THESE COLUMNS. T=TREASURY, N=NON-TREASURY, S=SUBCONTRACTOR FUNDS & PROCUREMENT CARD HUB PURCHASES, TC=TERM CONTRACT, I= INTER GOVERNMENTAL



TEXAS HISTORICALLY UNDERUTILIZED BUSINESS (HUB) SEMI-ANNUAL REPORT RECEIVED FOR FISCAL YEAR 2024

SECTION VII - STATE AGENCY EXPENDITURE DATA

FUND TYPE	TOTAL EXPENDITURE	TOTAL SPENT WITH HUBS AMOUNT / %	BLACK AMOUNT / %	HISPANIC AMOUNT / %	WOMAN AMOUNT / %	ASIAN PACIFIC AMOUNT / %	NATIVE AMERICAN AMOUNT / %	SERVICE-DISABLED VETERAN AMOUNT / %
-----------	-------------------	----------------------------------	------------------	---------------------	------------------	--------------------------	----------------------------	-------------------------------------

781 - TX HIGHER EDUCATION COORD BOARD - HEAVY CONSTRUCTION UNADJUSTED GOAL IS 11.2%

T	0	0 / 0%	0 / 0%	0 / 0%	0 / 0%	0 / 0%	0 / 0%	0 / 0%
N	0	0 / 0%	0 / 0%	0 / 0%	0 / 0%	0 / 0%	0 / 0%	0 / 0%
S	***	0 / 0%	0 / 0%	0 / 0%	0 / 0%	0 / 0%	0 / 0%	0 / 0%
-TC	0	0 / 0%	0 / 0%	0 / 0%	0 / 0%	0 / 0%	0 / 0%	0 / 0%
-I	0	0 / 0%	0 / 0%	0 / 0%	0 / 0%	0 / 0%	0 / 0%	0 / 0%
	0	0 / 0%	0 / 0%	0 / 0%	0 / 0%	0 / 0%	0 / 0%	0 / 0%

781 - TX HIGHER EDUCATION COORD BOARD - BUILDING CONSTRUCTION UNADJUSTED GOAL IS 21.1%

T	0	0 / 0%	0 / 0%	0 / 0%	0 / 0%	0 / 0%	0 / 0%	0 / 0%
N	0	0 / 0%	0 / 0%	0 / 0%	0 / 0%	0 / 0%	0 / 0%	0 / 0%
S	***	0 / 0%	0 / 0%	0 / 0%	0 / 0%	0 / 0%	0 / 0%	0 / 0%
-TC	0	0 / 0%	0 / 0%	0 / 0%	0 / 0%	0 / 0%	0 / 0%	0 / 0%
-I	0	0 / 0%	0 / 0%	0 / 0%	0 / 0%	0 / 0%	0 / 0%	0 / 0%
	0	0 / 0%	0 / 0%	0 / 0%	0 / 0%	0 / 0%	0 / 0%	0 / 0%

781 - TX HIGHER EDUCATION COORD BOARD - SPECIAL TRADE UNADJUSTED GOAL IS 32.9%

T	0	0 / 0%	0 / 0%	0 / 0%	0 / 0%	0 / 0%	0 / 0%	0 / 0%
N	0	0 / 0%	0 / 0%	0 / 0%	0 / 0%	0 / 0%	0 / 0%	0 / 0%
S	***	0 / 0%	0 / 0%	0 / 0%	0 / 0%	0 / 0%	0 / 0%	0 / 0%
-TC	0	0 / 0%	0 / 0%	0 / 0%	0 / 0%	0 / 0%	0 / 0%	0 / 0%
-I	0	0 / 0%	0 / 0%	0 / 0%	0 / 0%	0 / 0%	0 / 0%	0 / 0%
	0	0 / 0%	0 / 0%	0 / 0%	0 / 0%	0 / 0%	0 / 0%	0 / 0%

*** DOLLARS REPORTED BUT NOT SHOWN IN THESE COLUMNS. T=TREASURY, N=NON-TREASURY, S=SUBCONTRACTOR FUNDS & PROCUREMENT CARD HUB PURCHASES, TC=TERM CONTRACT, I= INTER GOVERNMENTAL



TEXAS HISTORICALLY UNDERUTILIZED BUSINESS (HUB) SEMI-ANNUAL REPORT RECEIVED FOR FISCAL YEAR 2024

SECTION VII - STATE AGENCY EXPENDITURE DATA

FUND TYPE	TOTAL EXPENDITURE	TOTAL SPENT WITH HUBS AMOUNT / %	BLACK AMOUNT / %	HISPANIC AMOUNT / %	WOMAN AMOUNT / %	ASIAN PACIFIC AMOUNT / %	NATIVE AMERICAN AMOUNT / %	SERVICE-DISABLED VETERAN AMOUNT / %
-----------	-------------------	----------------------------------	------------------	---------------------	------------------	--------------------------	----------------------------	-------------------------------------

781 - TX HIGHER EDUCATION COORD BOARD - PROFESSIONAL SERVICES UNADJUSTED GOAL IS 23.7%

T	\$45,000	0 / 0%	0 / 0%	0 / 0%	0 / 0%	0 / 0%	0 / 0%	0 / 0%
N	0	0 / 0%	0 / 0%	0 / 0%	0 / 0%	0 / 0%	0 / 0%	0 / 0%
S	***	0 / 0%	0 / 0%	0 / 0%	0 / 0%	0 / 0%	0 / 0%	0 / 0%
-TC	0	0 / 0%	0 / 0%	0 / 0%	0 / 0%	0 / 0%	0 / 0%	0 / 0%
-I	0	0 / 0%	0 / 0%	0 / 0%	0 / 0%	0 / 0%	0 / 0%	0 / 0%
	\$45,000	0 / 0%	0 / 0%	0 / 0%	0 / 0%	0 / 0%	0 / 0%	0 / 0%

781 - TX HIGHER EDUCATION COORD BOARD - OTHER SERVICES UNADJUSTED GOAL IS 26%

T	\$19,951,166	\$4,285,962 / 21.48%	0 / 0%	\$204,202 / 1.02%	\$99,969 / 0.50%	\$3,981,790 / 19.96%	0 / 0%	0 / 0%
N	0	0 / 0%	0 / 0%	0 / 0%	0 / 0%	0 / 0%	0 / 0%	0 / 0%
S	***	0 / 0%	0 / 0%	0 / 0%	0 / 0%	0 / 0%	0 / 0%	0 / 0%
-TC	\$125	0 / 0%	0 / 0%	0 / 0%	0 / 0%	0 / 0%	0 / 0%	0 / 0%
-I	\$3,955,185	0 / 0%	0 / 0%	0 / 0%	0 / 0%	0 / 0%	0 / 0%	0 / 0%
	\$15,995,856	\$4,285,962 / 21.48%	0 / 0%	\$204,202 / 1.02%	\$99,969 / 0.50%	\$3,981,790 / 19.96%	0 / 0%	0 / 0%

781 - TX HIGHER EDUCATION COORD BOARD - COMMODITY PURCHASING UNADJUSTED GOAL IS 21.1%

T	\$2,084,043	\$24,317 / 1.17%	\$2,750 / 0.13%	0 / 0%	\$11,280 / 0.54%	\$10,287 / 0.49%	0 / 0%	0 / 0%
N	0	0 / 0%	0 / 0%	0 / 0%	0 / 0%	0 / 0%	0 / 0%	0 / 0%
S	***	0 / 0%	0 / 0%	0 / 0%	0 / 0%	0 / 0%	0 / 0%	0 / 0%
-TC	\$806	0 / 0%	0 / 0%	0 / 0%	0 / 0%	0 / 0%	0 / 0%	0 / 0%
-I	0	0 / 0%	0 / 0%	0 / 0%	0 / 0%	0 / 0%	0 / 0%	0 / 0%
	\$2,083,237	\$24,317 / 1.17%	\$2,750 / 0.13%	0 / 0%	\$11,280 / 0.54%	\$10,287 / 0.49%	0 / 0%	0 / 0%

*** DOLLARS REPORTED BUT NOT SHOWN IN THESE COLUMNS. T=TREASURY, N=NON-TREASURY, S=SUBCONTRACTOR FUNDS & PROCUREMENT CARD HUB PURCHASES, TC=TERM CONTRACT, I= INTER GOVERNMENT



TEXAS HISTORICALLY UNDERUTILIZED BUSINESS (HUB) SEMI-ANNUAL REPORT RECEIVED FOR FISCAL YEAR 2024

SECTION VII - STATE AGENCY EXPENDITURE DATA

FUND TYPE	TOTAL EXPENDITURE	TOTAL SPENT WITH HUBS AMOUNT / %	BLACK AMOUNT / %	HISPANIC AMOUNT / %	WOMAN AMOUNT / %	ASIAN PACIFIC AMOUNT / %	NATIVE AMERICAN AMOUNT / %	SERVICE-DISABLED VETERAN AMOUNT / %
781 - TX HIGHER EDUCATION COORD BOARD - Statewide Grand Total Expenditures								
T	\$22,080,209	\$4,310,278 / 19.52%	\$2,750 / 0.01%	\$204,202 / 0.92%	\$111,249 / 0.50%	\$3,992,077 / 18.08%	0 / 0%	0 / 0%
N	0	0 / 0%	0 / 0%	0 / 0%	0 / 0%	0 / 0%	0 / 0%	0 / 0%
S	***	0 / 0%	0 / 0%	0 / 0%	0 / 0%	0 / 0%	0 / 0%	0 / 0%
-TC	\$931	0 / 0%	0 / 0%	0 / 0%	0 / 0%	0 / 0%	0 / 0%	0 / 0%
-I	\$3,955,185	0 / 0%	0 / 0%	0 / 0%	0 / 0%	0 / 0%	0 / 0%	0 / 0%
	\$18,124,093	\$4,310,278 / 19.52%	\$2,750 / 0.01%	\$204,202 / 0.92%	\$111,249 / 0.50%	\$3,992,077 / 18.08%	0 / 0%	0 / 0%

*** DOLLARS REPORTED BUT NOT SHOWN IN THESE COLUMNS. T=TREASURY, N=NON-TREASURY, S=SUBCONTRACTOR FUNDS & PROCUREMENT CARD HUB PURCHASES, TC=TERM CONTRACT, I= INTER GOVERNMENTAL



TEXAS HISTORICALLY UNDERUTILIZED BUSINESS (HUB) SEMI-ANNUAL REPORT RECEIVED FOR FISCAL YEAR 2024

SECTION VII - STATE AGENCY EXPENDITURE DATA

FUND TYPE	TOTAL EXPENDITURE	TOTAL SPENT WITH HUBS AMOUNT / %	BLACK AMOUNT / %	HISPANIC AMOUNT / %	WOMAN AMOUNT / %	ASIAN PACIFIC AMOUNT / %	NATIVE AMERICAN AMOUNT / %	SERVICE-DISABLED VETERAN AMOUNT / %
-----------	-------------------	----------------------------------	------------------	---------------------	------------------	--------------------------	----------------------------	-------------------------------------

783 - UNIVERSITY OF HOUSTON - SYSTEM - HEAVY CONSTRUCTION UNADJUSTED GOAL IS 11.2%

T	0	0 / 0%	0 / 0%	0 / 0%	0 / 0%	0 / 0%	0 / 0%	0 / 0%
N	0	0 / 0%	0 / 0%	0 / 0%	0 / 0%	0 / 0%	0 / 0%	0 / 0%
S	***	0 / 0%	0 / 0%	0 / 0%	0 / 0%	0 / 0%	0 / 0%	0 / 0%
-TC	0	0 / 0%	0 / 0%	0 / 0%	0 / 0%	0 / 0%	0 / 0%	0 / 0%
-I	0	0 / 0%	0 / 0%	0 / 0%	0 / 0%	0 / 0%	0 / 0%	0 / 0%
	0	0 / 0%	0 / 0%	0 / 0%	0 / 0%	0 / 0%	0 / 0%	0 / 0%

783 - UNIVERSITY OF HOUSTON - SYSTEM - BUILDING CONSTRUCTION UNADJUSTED GOAL IS 21.1%

T	0	0 / 0%	0 / 0%	0 / 0%	0 / 0%	0 / 0%	0 / 0%	0 / 0%
N	\$208,523	0 / 0%	0 / 0%	0 / 0%	0 / 0%	0 / 0%	0 / 0%	0 / 0%
S	***	0 / 0%	0 / 0%	0 / 0%	0 / 0%	0 / 0%	0 / 0%	0 / 0%
-TC	0	0 / 0%	0 / 0%	0 / 0%	0 / 0%	0 / 0%	0 / 0%	0 / 0%
-I	0	0 / 0%	0 / 0%	0 / 0%	0 / 0%	0 / 0%	0 / 0%	0 / 0%
	\$208,523	0 / 0%	0 / 0%	0 / 0%	0 / 0%	0 / 0%	0 / 0%	0 / 0%

783 - UNIVERSITY OF HOUSTON - SYSTEM - SPECIAL TRADE UNADJUSTED GOAL IS 32.9%

T	0	0 / 0%	0 / 0%	0 / 0%	0 / 0%	0 / 0%	0 / 0%	0 / 0%
N	\$28,773	0 / 0%	0 / 0%	0 / 0%	0 / 0%	0 / 0%	0 / 0%	0 / 0%
S	***	0 / 0%	0 / 0%	0 / 0%	0 / 0%	0 / 0%	0 / 0%	0 / 0%
-TC	0	0 / 0%	0 / 0%	0 / 0%	0 / 0%	0 / 0%	0 / 0%	0 / 0%
-I	0	0 / 0%	0 / 0%	0 / 0%	0 / 0%	0 / 0%	0 / 0%	0 / 0%
	\$28,773	0 / 0%	0 / 0%	0 / 0%	0 / 0%	0 / 0%	0 / 0%	0 / 0%

*** DOLLARS REPORTED BUT NOT SHOWN IN THESE COLUMNS. T=TREASURY, N=NON-TREASURY, S=SUBCONTRACTOR FUNDS & PROCUREMENT CARD HUB PURCHASES, TC=TERM CONTRACT, I= INTER GOVERNMENT



TEXAS HISTORICALLY UNDERUTILIZED BUSINESS (HUB) SEMI-ANNUAL REPORT RECEIVED FOR FISCAL YEAR 2024

SECTION VII - STATE AGENCY EXPENDITURE DATA

FUND TYPE	TOTAL EXPENDITURE	TOTAL SPENT WITH HUBS AMOUNT / %	BLACK AMOUNT / %	HISPANIC AMOUNT / %	WOMAN AMOUNT / %	ASIAN PACIFIC AMOUNT / %	NATIVE AMERICAN AMOUNT / %	SERVICE-DISABLED VETERAN AMOUNT / %
783 - UNIVERSITY OF HOUSTON - SYSTEM - PROFESSIONAL SERVICES UNADJUSTED GOAL IS 23.7%								
T	0	0 / 0%	0 / 0%	0 / 0%	0 / 0%	0 / 0%	0 / 0%	0 / 0%
N	0	0 / 0%	0 / 0%	0 / 0%	0 / 0%	0 / 0%	0 / 0%	0 / 0%
S	***	0 / 0%	0 / 0%	0 / 0%	0 / 0%	0 / 0%	0 / 0%	0 / 0%
-TC	0	0 / 0%	0 / 0%	0 / 0%	0 / 0%	0 / 0%	0 / 0%	0 / 0%
-I	0	0 / 0%	0 / 0%	0 / 0%	0 / 0%	0 / 0%	0 / 0%	0 / 0%
	0	0 / 0%	0 / 0%	0 / 0%	0 / 0%	0 / 0%	0 / 0%	0 / 0%

783 - UNIVERSITY OF HOUSTON - SYSTEM - OTHER SERVICES UNADJUSTED GOAL IS 26%								
T	\$6,220	\$55 / 0.88%	0 / 0%	\$55 / 0.88%	0 / 0%	0 / 0%	0 / 0%	0 / 0%
N	\$699,462	\$9,123 / 1.30%	0 / 0%	\$3,734 / 0.53%	\$3,645 / 0.52%	\$95 / 0.01%	0 / 0%	\$1,650 / 0.24%
S	***	0 / 0%	0 / 0%	0 / 0%	0 / 0%	0 / 0%	0 / 0%	0 / 0%
-TC	0	0 / 0%	0 / 0%	0 / 0%	0 / 0%	0 / 0%	0 / 0%	0 / 0%
-I	0	0 / 0%	0 / 0%	0 / 0%	0 / 0%	0 / 0%	0 / 0%	0 / 0%
	\$705,681	\$9,178 / 2.19%	0 / 0%	\$3,789 / 1.42%	\$3,645 / 0.52%	\$95 / 0.01%	0 / 0%	\$1,650 / 0.24%

783 - UNIVERSITY OF HOUSTON - SYSTEM - COMMODITY PURCHASING UNADJUSTED GOAL IS 21.1%								
T	\$16,749	\$4,077 / 24.34%	0 / 0%	\$1,580 / 9.43%	\$2,497 / 14.91%	0 / 0%	0 / 0%	0 / 0%
N	\$322,401	\$54,129 / 16.79%	0 / 0%	\$17,296 / 5.36%	\$36,834 / 11.42%	0 / 0%	0 / 0%	0 / 0%
S	***	\$5,423 / 5.42%	0 / 0%	\$5,423 / 5.42%	0 / 0%	0 / 0%	0 / 0%	0 / 0%
-TC	0	0 / 0%	0 / 0%	0 / 0%	0 / 0%	0 / 0%	0 / 0%	0 / 0%
-I	0	0 / 0%	0 / 0%	0 / 0%	0 / 0%	0 / 0%	0 / 0%	0 / 0%
	\$339,151	\$63,630 / 46.55%	0 / 0%	\$24,299 / 20.22%	\$39,331 / 26.34%	0 / 0%	0 / 0%	0 / 0%

*** DOLLARS REPORTED BUT NOT SHOWN IN THESE COLUMNS. T=TREASURY, N=NON-TREASURY, S=SUBCONTRACTOR FUNDS & PROCUREMENT CARD HUB PURCHASES, TC=TERM CONTRACT, I= INTER GOVERNMENTAL



TEXAS HISTORICALLY UNDERUTILIZED BUSINESS (HUB) SEMI-ANNUAL REPORT RECEIVED FOR FISCAL YEAR 2024

SECTION VII - STATE AGENCY EXPENDITURE DATA

FUND TYPE	TOTAL EXPENDITURE	TOTAL SPENT WITH HUBS AMOUNT / %	BLACK AMOUNT / %	HISPANIC AMOUNT / %	WOMAN AMOUNT / %	ASIAN PACIFIC AMOUNT / %	NATIVE AMERICAN AMOUNT / %	SERVICE-DISABLED VETERAN AMOUNT / %
783 - UNIVERSITY OF HOUSTON - SYSTEM - Statewide Grand Total Expenditures								
T	\$22,969	\$4,132 / 17.99%	0 / 0%	\$1,635 / 7.12%	\$2,497 / 10.87%	0 / 0%	0 / 0%	0 / 0%
N	\$1,259,160	\$63,253 / 5.02%	0 / 0%	\$21,029 / 1.67%	\$40,478 / 3.21%	\$95 / 0.01%	0 / 0%	\$1,650 / 0.13%
S	***	\$5,423 / 5.42%	0 / 0%	\$5,423 / 5.42%	0 / 0%	0 / 0%	0 / 0%	0 / 0%
-TC	0	0 / 0%	0 / 0%	0 / 0%	0 / 0%	0 / 0%	0 / 0%	0 / 0%
-I	0	0 / 0%	0 / 0%	0 / 0%	0 / 0%	0 / 0%	0 / 0%	0 / 0%
	\$1,282,129	\$72,808 / 28.43%	0 / 0%	\$28,088 / 14.21%	\$42,976 / 14.09%	\$95 / 0.01%	0 / 0%	\$1,650 / 0.13%

*** DOLLARS REPORTED BUT NOT SHOWN IN THESE COLUMNS. T=TREASURY, N=NON-TREASURY, S=SUBCONTRACTOR FUNDS & PROCUREMENT CARD HUB PURCHASES, TC=TERM CONTRACT, I= INTER GOVERNMENTAL



TEXAS HISTORICALLY UNDERUTILIZED BUSINESS (HUB) SEMI-ANNUAL REPORT RECEIVED FOR FISCAL YEAR 2024

SECTION VII - STATE AGENCY EXPENDITURE DATA

FUND TYPE	TOTAL EXPENDITURE	TOTAL SPENT WITH HUBS AMOUNT / %	BLACK AMOUNT / %	HISPANIC AMOUNT / %	WOMAN AMOUNT / %	ASIAN PACIFIC AMOUNT / %	NATIVE AMERICAN AMOUNT / %	SERVICE-DISABLED VETERAN AMOUNT / %
-----------	-------------------	----------------------------------	------------------	---------------------	------------------	--------------------------	----------------------------	-------------------------------------

784 - UNIVERSITY OF HOUSTON - DOWNTOWN - HEAVY CONSTRUCTION UNADJUSTED GOAL IS 11.2%

T	0	0 / 0%	0 / 0%	0 / 0%	0 / 0%	0 / 0%	0 / 0%	0 / 0%
N	0	0 / 0%	0 / 0%	0 / 0%	0 / 0%	0 / 0%	0 / 0%	0 / 0%
S	***	0 / 0%	0 / 0%	0 / 0%	0 / 0%	0 / 0%	0 / 0%	0 / 0%
-TC	0	0 / 0%	0 / 0%	0 / 0%	0 / 0%	0 / 0%	0 / 0%	0 / 0%
-I	0	0 / 0%	0 / 0%	0 / 0%	0 / 0%	0 / 0%	0 / 0%	0 / 0%
	0	0 / 0%	0 / 0%	0 / 0%	0 / 0%	0 / 0%	0 / 0%	0 / 0%

784 - UNIVERSITY OF HOUSTON - DOWNTOWN - BUILDING CONSTRUCTION UNADJUSTED GOAL IS 21.1%

T	\$51,300	\$26,600 / 51.85%	0 / 0%	0 / 0%	0 / 0%	\$26,600 / 51.85%	0 / 0%	0 / 0%
N	\$65,707	\$26,600 / 40.48%	0 / 0%	0 / 0%	0 / 0%	\$26,600 / 40.48%	0 / 0%	0 / 0%
S	***	0 / 0%	0 / 0%	0 / 0%	0 / 0%	0 / 0%	0 / 0%	0 / 0%
-TC	0	0 / 0%	0 / 0%	0 / 0%	0 / 0%	0 / 0%	0 / 0%	0 / 0%
-I	0	0 / 0%	0 / 0%	0 / 0%	0 / 0%	0 / 0%	0 / 0%	0 / 0%
	\$117,007	\$53,200 / 92.33%	0 / 0%	0 / 0%	0 / 0%	\$53,200 / 92.33%	0 / 0%	0 / 0%

784 - UNIVERSITY OF HOUSTON - DOWNTOWN - SPECIAL TRADE UNADJUSTED GOAL IS 32.9%

T	\$749,325	\$309,522 / 41.31%	0 / 0%	\$134,379 / 17.93%	\$175,143 / 23.37%	0 / 0%	0 / 0%	0 / 0%
N	\$2,547,175	\$1,533,141 / 60.19%	0 / 0%	\$134,925 / 5.30%	\$1,398,216 / 54.89%	0 / 0%	0 / 0%	0 / 0%
S	***	0 / 0%	0 / 0%	0 / 0%	0 / 0%	0 / 0%	0 / 0%	0 / 0%
-TC	0	0 / 0%	0 / 0%	0 / 0%	0 / 0%	0 / 0%	0 / 0%	0 / 0%
-I	0	0 / 0%	0 / 0%	0 / 0%	0 / 0%	0 / 0%	0 / 0%	0 / 0%
	\$3,296,500	\$1,842,663 / 101.50%	0 / 0%	\$269,304 / 23.23%	\$1,573,359 / 78.27%	0 / 0%	0 / 0%	0 / 0%

*** DOLLARS REPORTED BUT NOT SHOWN IN THESE COLUMNS. T=TREASURY, N=NON-TREASURY, S=SUBCONTRACTOR FUNDS & PROCUREMENT CARD HUB PURCHASES, TC=TERM CONTRACT, I= INTER GOVERNMENTAL



TEXAS HISTORICALLY UNDERUTILIZED BUSINESS (HUB) SEMI-ANNUAL REPORT RECEIVED FOR FISCAL YEAR 2024

SECTION VII - STATE AGENCY EXPENDITURE DATA

FUND TYPE	TOTAL EXPENDITURE	TOTAL SPENT WITH HUBS AMOUNT / %	BLACK AMOUNT / %	HISPANIC AMOUNT / %	WOMAN AMOUNT / %	ASIAN PACIFIC AMOUNT / %	NATIVE AMERICAN AMOUNT / %	SERVICE-DISABLED VETERAN AMOUNT / %
-----------	-------------------	----------------------------------	------------------	---------------------	------------------	--------------------------	----------------------------	-------------------------------------

784 - UNIVERSITY OF HOUSTON - DOWNTOWN - PROFESSIONAL SERVICES UNADJUSTED GOAL IS 23.7%

T	0	0 / 0%	0 / 0%	0 / 0%	0 / 0%	0 / 0%	0 / 0%	0 / 0%
N	\$104,167	0 / 0%	0 / 0%	0 / 0%	0 / 0%	0 / 0%	0 / 0%	0 / 0%
S	***	0 / 0%	0 / 0%	0 / 0%	0 / 0%	0 / 0%	0 / 0%	0 / 0%
-TC	0	0 / 0%	0 / 0%	0 / 0%	0 / 0%	0 / 0%	0 / 0%	0 / 0%
-I	0	0 / 0%	0 / 0%	0 / 0%	0 / 0%	0 / 0%	0 / 0%	0 / 0%
	\$104,167	0 / 0%	0 / 0%	0 / 0%	0 / 0%	0 / 0%	0 / 0%	0 / 0%

784 - UNIVERSITY OF HOUSTON - DOWNTOWN - OTHER SERVICES UNADJUSTED GOAL IS 26%

T	\$24,642	\$4,830 / 19.60%	0 / 0%	\$4,830 / 19.60%	0 / 0%	0 / 0%	0 / 0%	0 / 0%
N	\$4,728,353	\$366,979 / 7.76%	0 / 0%	\$116,554 / 2.47%	\$175,715 / 3.72%	\$74,709 / 1.58%	0 / 0%	0 / 0%
S	***	0 / 0%	0 / 0%	0 / 0%	0 / 0%	0 / 0%	0 / 0%	0 / 0%
-TC	0	0 / 0%	0 / 0%	0 / 0%	0 / 0%	0 / 0%	0 / 0%	0 / 0%
-I	0	0 / 0%	0 / 0%	0 / 0%	0 / 0%	0 / 0%	0 / 0%	0 / 0%
	\$4,752,995	\$371,809 / 27.36%	0 / 0%	\$121,384 / 22.07%	\$175,715 / 3.72%	\$74,709 / 1.58%	0 / 0%	0 / 0%

784 - UNIVERSITY OF HOUSTON - DOWNTOWN - COMMODITY PURCHASING UNADJUSTED GOAL IS 21.1%

T	\$2,131,927	\$1,235,399 / 57.95%	\$230,843 / 10.83%	\$664,293 / 31.16%	\$324,566 / 15.22%	\$15,697 / 0.74%	0 / 0%	0 / 0%
N	\$5,855,764	\$2,269,405 / 38.76%	\$402,438 / 6.87%	\$891,755 / 15.23%	\$527,095 / 9.00%	\$448,118 / 7.65%	0 / 0%	0 / 0%
S	***	\$56,044 / 3.08%	0 / 0%	\$33,746 / 1.86%	\$22,298 / 1.23%	0 / 0%	0 / 0%	0 / 0%
-TC	0	0 / 0%	0 / 0%	0 / 0%	0 / 0%	0 / 0%	0 / 0%	0 / 0%
-I	0	0 / 0%	0 / 0%	0 / 0%	0 / 0%	0 / 0%	0 / 0%	0 / 0%
	\$7,987,691	\$3,560,848 / 99.78%	\$633,281 / 17.70%	\$1,589,793 / 48.24%	\$873,959 / 25.45%	\$463,815 / 8.39%	0 / 0%	0 / 0%

*** DOLLARS REPORTED BUT NOT SHOWN IN THESE COLUMNS. T=TREASURY, N=NON-TREASURY, S=SUBCONTRACTOR FUNDS & PROCUREMENT CARD HUB PURCHASES, TC=TERM CONTRACT, I= INTER GOVERNMENTAL



TEXAS HISTORICALLY UNDERUTILIZED BUSINESS (HUB) SEMI-ANNUAL REPORT RECEIVED FOR FISCAL YEAR 2024

SECTION VII - STATE AGENCY EXPENDITURE DATA

FUND TYPE	TOTAL EXPENDITURE	TOTAL SPENT WITH HUBS AMOUNT / %	BLACK AMOUNT / %	HISPANIC AMOUNT / %	WOMAN AMOUNT / %	ASIAN PACIFIC AMOUNT / %	NATIVE AMERICAN AMOUNT / %	SERVICE-DISABLED VETERAN AMOUNT / %
784 - UNIVERSITY OF HOUSTON - DOWNTOWN - Statewide Grand Total Expenditures								
T	\$2,957,194	\$1,576,351 / 53.31%	\$230,843 / 7.81%	\$803,502 / 27.17%	\$499,709 / 16.90%	\$42,297 / 1.43%	0 / 0%	0 / 0%
N	\$13,301,166	\$4,196,125 / 31.55%	\$402,438 / 3.03%	\$1,143,234 / 8.59%	\$2,101,026 / 15.80%	\$549,427 / 4.13%	0 / 0%	0 / 0%
S	***	\$56,044 / 3.08%	0 / 0%	\$33,746 / 1.86%	\$22,298 / 1.23%	0 / 0%	0 / 0%	0 / 0%
-TC	0	0 / 0%	0 / 0%	0 / 0%	0 / 0%	0 / 0%	0 / 0%	0 / 0%
-I	0	0 / 0%	0 / 0%	0 / 0%	0 / 0%	0 / 0%	0 / 0%	0 / 0%
	\$16,258,359	\$5,828,520 / 87.93%	\$633,281 / 10.83%	\$1,980,482 / 37.62%	\$2,623,033 / 33.92%	\$591,724 / 5.56%	0 / 0%	0 / 0%

*** DOLLARS REPORTED BUT NOT SHOWN IN THESE COLUMNS. T=TREASURY, N=NON-TREASURY, S=SUBCONTRACTOR FUNDS & PROCUREMENT CARD HUB PURCHASES, TC=TERM CONTRACT, I= INTER GOVERNMENTAL



TEXAS HISTORICALLY UNDERUTILIZED BUSINESS (HUB) SEMI-ANNUAL REPORT RECEIVED FOR FISCAL YEAR 2024

SECTION VII - STATE AGENCY EXPENDITURE DATA

FUND TYPE	TOTAL EXPENDITURE	TOTAL SPENT WITH HUBS AMOUNT / %	BLACK AMOUNT / %	HISPANIC AMOUNT / %	WOMAN AMOUNT / %	ASIAN PACIFIC AMOUNT / %	NATIVE AMERICAN AMOUNT / %	SERVICE-DISABLED VETERAN AMOUNT / %
785 - UNIV OF TEXAS HEALTH CENTER AT TYLER - HEAVY CONSTRUCTION UNADJUSTED GOAL IS 11.2%								
T	0	0 / 0%	0 / 0%	0 / 0%	0 / 0%	0 / 0%	0 / 0%	0 / 0%
N	0	0 / 0%	0 / 0%	0 / 0%	0 / 0%	0 / 0%	0 / 0%	0 / 0%
S	***	0 / 0%	0 / 0%	0 / 0%	0 / 0%	0 / 0%	0 / 0%	0 / 0%
-TC	0	0 / 0%	0 / 0%	0 / 0%	0 / 0%	0 / 0%	0 / 0%	0 / 0%
-I	0	0 / 0%	0 / 0%	0 / 0%	0 / 0%	0 / 0%	0 / 0%	0 / 0%
	0	0 / 0%	0 / 0%	0 / 0%	0 / 0%	0 / 0%	0 / 0%	0 / 0%

785 - UNIV OF TEXAS HEALTH CENTER AT TYLER - BUILDING CONSTRUCTION UNADJUSTED GOAL IS 21.1%								
T	0	0 / 0%	0 / 0%	0 / 0%	0 / 0%	0 / 0%	0 / 0%	0 / 0%
N	0	0 / 0%	0 / 0%	0 / 0%	0 / 0%	0 / 0%	0 / 0%	0 / 0%
S	***	0 / 0%	0 / 0%	0 / 0%	0 / 0%	0 / 0%	0 / 0%	0 / 0%
-TC	0	0 / 0%	0 / 0%	0 / 0%	0 / 0%	0 / 0%	0 / 0%	0 / 0%
-I	0	0 / 0%	0 / 0%	0 / 0%	0 / 0%	0 / 0%	0 / 0%	0 / 0%
	0	0 / 0%	0 / 0%	0 / 0%	0 / 0%	0 / 0%	0 / 0%	0 / 0%

785 - UNIV OF TEXAS HEALTH CENTER AT TYLER - SPECIAL TRADE UNADJUSTED GOAL IS 32.9%								
T	0	0 / 0%	0 / 0%	0 / 0%	0 / 0%	0 / 0%	0 / 0%	0 / 0%
N	\$734,384	\$3,000 / 0.41%	0 / 0%	\$3,000 / 0.41%	0 / 0%	0 / 0%	0 / 0%	0 / 0%
S	***	0 / 0%	0 / 0%	0 / 0%	0 / 0%	0 / 0%	0 / 0%	0 / 0%
-TC	0	0 / 0%	0 / 0%	0 / 0%	0 / 0%	0 / 0%	0 / 0%	0 / 0%
-I	0	0 / 0%	0 / 0%	0 / 0%	0 / 0%	0 / 0%	0 / 0%	0 / 0%
	\$734,384	\$3,000 / 0.41%	0 / 0%	\$3,000 / 0.41%	0 / 0%	0 / 0%	0 / 0%	0 / 0%

*** DOLLARS REPORTED BUT NOT SHOWN IN THESE COLUMNS. T=TREASURY, N=NON-TREASURY, S=SUBCONTRACTOR FUNDS & PROCUREMENT CARD HUB PURCHASES, TC=TERM CONTRACT, I= INTER GOVERNMENTAL



TEXAS HISTORICALLY UNDERUTILIZED BUSINESS (HUB) SEMI-ANNUAL REPORT RECEIVED FOR FISCAL YEAR 2024

SECTION VII - STATE AGENCY EXPENDITURE DATA

FUND TYPE	TOTAL EXPENDITURE	TOTAL SPENT WITH HUBS AMOUNT / %	BLACK AMOUNT / %	HISPANIC AMOUNT / %	WOMAN AMOUNT / %	ASIAN PACIFIC AMOUNT / %	NATIVE AMERICAN AMOUNT / %	SERVICE-DISABLED VETERAN AMOUNT / %
-----------	-------------------	----------------------------------	------------------	---------------------	------------------	--------------------------	----------------------------	-------------------------------------

785 - UNIV OF TEXAS HEALTH CENTER AT TYLER - PROFESSIONAL SERVICES UNADJUSTED GOAL IS 23.7%

T	0	0 / 0%	0 / 0%	0 / 0%	0 / 0%	0 / 0%	0 / 0%	0 / 0%
N	\$2,214,558	\$121,395 / 5.48%	\$74,194 / 3.35%	0 / 0%	\$47,154 / 2.13%	\$47 / 0.00%	0 / 0%	0 / 0%
S	***	0 / 0%	0 / 0%	0 / 0%	0 / 0%	0 / 0%	0 / 0%	0 / 0%
-TC	0	0 / 0%	0 / 0%	0 / 0%	0 / 0%	0 / 0%	0 / 0%	0 / 0%
-I	0	0 / 0%	0 / 0%	0 / 0%	0 / 0%	0 / 0%	0 / 0%	0 / 0%
	\$2,214,558	\$121,395 / 5.48%	\$74,194 / 3.35%	0 / 0%	\$47,154 / 2.13%	\$47 / 0.00%	0 / 0%	0 / 0%

785 - UNIV OF TEXAS HEALTH CENTER AT TYLER - OTHER SERVICES UNADJUSTED GOAL IS 26%

T	0	0 / 0%	0 / 0%	0 / 0%	0 / 0%	0 / 0%	0 / 0%	0 / 0%
N	\$4,903,631	\$318,993 / 6.51%	\$2,452 / 0.05%	\$67,469 / 1.38%	\$193,212 / 3.94%	\$55,860 / 1.14%	0 / 0%	0 / 0%
S	***	0 / 0%	0 / 0%	0 / 0%	0 / 0%	0 / 0%	0 / 0%	0 / 0%
-TC	\$32,103	0 / 0%	0 / 0%	0 / 0%	0 / 0%	0 / 0%	0 / 0%	0 / 0%
-I	0	0 / 0%	0 / 0%	0 / 0%	0 / 0%	0 / 0%	0 / 0%	0 / 0%
	\$4,871,529	\$318,993 / 6.51%	\$2,452 / 0.05%	\$67,469 / 1.38%	\$193,212 / 3.94%	\$55,860 / 1.14%	0 / 0%	0 / 0%

785 - UNIV OF TEXAS HEALTH CENTER AT TYLER - COMMODITY PURCHASING UNADJUSTED GOAL IS 21.1%

T	0	0 / 0%	0 / 0%	0 / 0%	0 / 0%	0 / 0%	0 / 0%	0 / 0%
N	\$8,894,862	\$1,470,255 / 16.53%	\$39,998 / 0.45%	\$654,238 / 7.36%	\$263,486 / 2.96%	\$512,532 / 5.76%	0 / 0%	0 / 0%
S	***	0 / 0%	0 / 0%	0 / 0%	0 / 0%	0 / 0%	0 / 0%	0 / 0%
-TC	\$319,512	0 / 0%	0 / 0%	0 / 0%	0 / 0%	0 / 0%	0 / 0%	0 / 0%
-I	0	0 / 0%	0 / 0%	0 / 0%	0 / 0%	0 / 0%	0 / 0%	0 / 0%
	\$8,575,349	\$1,470,255 / 16.53%	\$39,998 / 0.45%	\$654,238 / 7.36%	\$263,486 / 2.96%	\$512,532 / 5.76%	0 / 0%	0 / 0%

*** DOLLARS REPORTED BUT NOT SHOWN IN THESE COLUMNS. T=TREASURY, N=NON-TREASURY, S=SUBCONTRACTOR FUNDS & PROCUREMENT CARD HUB PURCHASES, TC=TERM CONTRACT, I= INTER GOVERNMENTAL



TEXAS HISTORICALLY UNDERUTILIZED BUSINESS (HUB) SEMI-ANNUAL REPORT RECEIVED FOR FISCAL YEAR 2024

SECTION VII - STATE AGENCY EXPENDITURE DATA

FUND TYPE	TOTAL EXPENDITURE	TOTAL SPENT WITH HUBS AMOUNT / %	BLACK AMOUNT / %	HISPANIC AMOUNT / %	WOMAN AMOUNT / %	ASIAN PACIFIC AMOUNT / %	NATIVE AMERICAN AMOUNT / %	SERVICE-DISABLED VETERAN AMOUNT / %
785 - UNIV OF TEXAS HEALTH CENTER AT TYLER - Statewide Grand Total Expenditures								
T	0	0 / 0%	0 / 0%	0 / 0%	0 / 0%	0 / 0%	0 / 0%	0 / 0%
N	\$16,747,435	\$1,913,642 / 11.43%	\$116,644 / 0.70%	\$724,707 / 4.33%	\$503,852 / 3.01%	\$568,440 / 3.39%	0 / 0%	0 / 0%
S	***	0 / 0%	0 / 0%	0 / 0%	0 / 0%	0 / 0%	0 / 0%	0 / 0%
-TC	\$351,615	0 / 0%	0 / 0%	0 / 0%	0 / 0%	0 / 0%	0 / 0%	0 / 0%
-I	0	0 / 0%	0 / 0%	0 / 0%	0 / 0%	0 / 0%	0 / 0%	0 / 0%
	\$16,395,820	\$1,913,642 / 11.43%	\$116,644 / 0.70%	\$724,707 / 4.33%	\$503,852 / 3.01%	\$568,440 / 3.39%	0 / 0%	0 / 0%

*** DOLLARS REPORTED BUT NOT SHOWN IN THESE COLUMNS. T=TREASURY, N=NON-TREASURY, S=SUBCONTRACTOR FUNDS & PROCUREMENT CARD HUB PURCHASES, TC=TERM CONTRACT, I= INTER GOVERNMENTAL



TEXAS HISTORICALLY UNDERUTILIZED BUSINESS (HUB) SEMI-ANNUAL REPORT RECEIVED FOR FISCAL YEAR 2024

SECTION VII - STATE AGENCY EXPENDITURE DATA

FUND TYPE	TOTAL EXPENDITURE	TOTAL SPENT WITH HUBS AMOUNT / %	BLACK AMOUNT / %	HISPANIC AMOUNT / %	WOMAN AMOUNT / %	ASIAN PACIFIC AMOUNT / %	NATIVE AMERICAN AMOUNT / %	SERVICE-DISABLED VETERAN AMOUNT / %
-----------	-------------------	----------------------------------	------------------	---------------------	------------------	--------------------------	----------------------------	-------------------------------------

787 - LAMAR STATE COLLEGE - ORANGE - HEAVY CONSTRUCTION UNADJUSTED GOAL IS 11.2%

T	0	0 / 0%	0 / 0%	0 / 0%	0 / 0%	0 / 0%	0 / 0%	0 / 0%
N	0	0 / 0%	0 / 0%	0 / 0%	0 / 0%	0 / 0%	0 / 0%	0 / 0%
S	***	0 / 0%	0 / 0%	0 / 0%	0 / 0%	0 / 0%	0 / 0%	0 / 0%
-TC	0	0 / 0%	0 / 0%	0 / 0%	0 / 0%	0 / 0%	0 / 0%	0 / 0%
-I	0	0 / 0%	0 / 0%	0 / 0%	0 / 0%	0 / 0%	0 / 0%	0 / 0%
	0	0 / 0%	0 / 0%	0 / 0%	0 / 0%	0 / 0%	0 / 0%	0 / 0%

787 - LAMAR STATE COLLEGE - ORANGE - BUILDING CONSTRUCTION UNADJUSTED GOAL IS 21.1%

T	0	0 / 0%	0 / 0%	0 / 0%	0 / 0%	0 / 0%	0 / 0%	0 / 0%
N	\$6,838,921	\$35,864 / 0.52%	0 / 0%	\$35,864 / 0.52%	0 / 0%	0 / 0%	0 / 0%	0 / 0%
S	***	\$152,890 / 2.24%	0 / 0%	\$138,640 / 2.03%	\$14,250 / 0.21%	0 / 0%	0 / 0%	0 / 0%
-TC	0	0 / 0%	0 / 0%	0 / 0%	0 / 0%	0 / 0%	0 / 0%	0 / 0%
-I	0	0 / 0%	0 / 0%	0 / 0%	0 / 0%	0 / 0%	0 / 0%	0 / 0%
	\$6,838,921	\$188,753 / 2.76%	0 / 0%	\$174,503 / 2.55%	\$14,250 / 0.21%	0 / 0%	0 / 0%	0 / 0%

787 - LAMAR STATE COLLEGE - ORANGE - SPECIAL TRADE UNADJUSTED GOAL IS 32.9%

T	\$77,273	\$4,207 / 5.44%	0 / 0%	0 / 0%	\$4,207 / 5.44%	0 / 0%	0 / 0%	0 / 0%
N	\$605,401	\$373,390 / 61.68%	0 / 0%	\$373,390 / 61.68%	0 / 0%	0 / 0%	0 / 0%	0 / 0%
S	***	0 / 0%	0 / 0%	0 / 0%	0 / 0%	0 / 0%	0 / 0%	0 / 0%
-TC	0	0 / 0%	0 / 0%	0 / 0%	0 / 0%	0 / 0%	0 / 0%	0 / 0%
-I	0	0 / 0%	0 / 0%	0 / 0%	0 / 0%	0 / 0%	0 / 0%	0 / 0%
	\$682,674	\$377,597 / 67.12%	0 / 0%	\$373,390 / 61.68%	\$4,207 / 5.44%	0 / 0%	0 / 0%	0 / 0%

*** DOLLARS REPORTED BUT NOT SHOWN IN THESE COLUMNS. T=TREASURY, N=NON-TREASURY, S=SUBCONTRACTOR FUNDS & PROCUREMENT CARD HUB PURCHASES, TC=TERM CONTRACT, I= INTER GOVERNMENTAL



TEXAS HISTORICALLY UNDERUTILIZED BUSINESS (HUB) SEMI-ANNUAL REPORT RECEIVED FOR FISCAL YEAR 2024

SECTION VII - STATE AGENCY EXPENDITURE DATA

FUND TYPE	TOTAL EXPENDITURE	TOTAL SPENT WITH HUBS AMOUNT / %	BLACK AMOUNT / %	HISPANIC AMOUNT / %	WOMAN AMOUNT / %	ASIAN PACIFIC AMOUNT / %	NATIVE AMERICAN AMOUNT / %	SERVICE-DISABLED VETERAN AMOUNT / %
787 - LAMAR STATE COLLEGE - ORANGE - PROFESSIONAL SERVICES UNADJUSTED GOAL IS 23.7%								
T	\$433,650	0 / 0%	0 / 0%	0 / 0%	0 / 0%	0 / 0%	0 / 0%	0 / 0%
N	\$264,603	0 / 0%	0 / 0%	0 / 0%	0 / 0%	0 / 0%	0 / 0%	0 / 0%
S	***	\$49,942 / 8.02%	0 / 0%	0 / 0%	\$4,390 / 0.71%	\$34,707 / 5.58%	\$10,845 / 1.74%	0 / 0%
-TC	0	0 / 0%	0 / 0%	0 / 0%	0 / 0%	0 / 0%	0 / 0%	0 / 0%
-I	0	0 / 0%	0 / 0%	0 / 0%	0 / 0%	0 / 0%	0 / 0%	0 / 0%
	\$698,253	\$49,942 / 8.02%	0 / 0%	0 / 0%	\$4,390 / 0.71%	\$34,707 / 5.58%	\$10,845 / 1.74%	0 / 0%

787 - LAMAR STATE COLLEGE - ORANGE - OTHER SERVICES UNADJUSTED GOAL IS 26%								
T	\$664,459	\$238,658 / 35.92%	0 / 0%	\$236,698 / 35.62%	0 / 0%	\$1,960 / 0.29%	0 / 0%	0 / 0%
N	\$1,383,330	\$9,120 / 0.66%	0 / 0%	\$569 / 0.04%	\$8,552 / 0.62%	0 / 0%	0 / 0%	0 / 0%
S	***	0 / 0%	0 / 0%	0 / 0%	0 / 0%	0 / 0%	0 / 0%	0 / 0%
-TC	0	0 / 0%	0 / 0%	0 / 0%	0 / 0%	0 / 0%	0 / 0%	0 / 0%
-I	0	0 / 0%	0 / 0%	0 / 0%	0 / 0%	0 / 0%	0 / 0%	0 / 0%
	\$2,047,789	\$247,778 / 36.58%	0 / 0%	\$237,267 / 35.66%	\$8,552 / 0.62%	\$1,960 / 0.29%	0 / 0%	0 / 0%

787 - LAMAR STATE COLLEGE - ORANGE - COMMODITY PURCHASING UNADJUSTED GOAL IS 21.1%								
T	\$542,241	\$145,234 / 26.78%	\$497 / 0.09%	\$72,013 / 13.28%	0 / 0%	\$72,724 / 13.41%	0 / 0%	0 / 0%
N	\$940,467	\$89,149 / 9.48%	\$6,695 / 0.71%	\$22,618 / 2.40%	\$56,533 / 6.01%	\$3,304 / 0.35%	0 / 0%	0 / 0%
S	***	0 / 0%	0 / 0%	0 / 0%	0 / 0%	0 / 0%	0 / 0%	0 / 0%
-TC	\$9,021	0 / 0%	0 / 0%	0 / 0%	0 / 0%	0 / 0%	0 / 0%	0 / 0%
-I	\$28,310	0 / 0%	0 / 0%	0 / 0%	0 / 0%	0 / 0%	0 / 0%	0 / 0%
	\$1,445,378	\$234,383 / 36.26%	\$7,192 / 0.80%	\$94,630 / 15.69%	\$56,533 / 6.01%	\$76,029 / 13.76%	0 / 0%	0 / 0%

*** DOLLARS REPORTED BUT NOT SHOWN IN THESE COLUMNS. T=TREASURY, N=NON-TREASURY, S=SUBCONTRACTOR FUNDS & PROCUREMENT CARD HUB PURCHASES, TC=TERM CONTRACT, I= INTER GOVERNMENTAL



TEXAS HISTORICALLY UNDERUTILIZED BUSINESS (HUB) SEMI-ANNUAL REPORT RECEIVED FOR FISCAL YEAR 2024

SECTION VII - STATE AGENCY EXPENDITURE DATA

FUND TYPE	TOTAL EXPENDITURE	TOTAL SPENT WITH HUBS AMOUNT / %	BLACK AMOUNT / %	HISPANIC AMOUNT / %	WOMAN AMOUNT / %	ASIAN PACIFIC AMOUNT / %	NATIVE AMERICAN AMOUNT / %	SERVICE-DISABLED VETERAN AMOUNT / %
787 - LAMAR STATE COLLEGE - ORANGE - Statewide Grand Total Expenditures								
T	\$1,717,622	\$388,098 / 22.60%	\$497 / 0.03%	\$308,711 / 17.97%	\$4,207 / 0.24%	\$74,684 / 4.35%	0 / 0%	0 / 0%
N	\$10,032,722	\$507,523 / 5.06%	\$6,695 / 0.07%	\$432,441 / 4.31%	\$65,084 / 0.65%	\$3,304 / 0.03%	0 / 0%	0 / 0%
S	***	\$202,831 / 2.70%	0 / 0%	\$138,640 / 1.85%	\$18,640 / 0.25%	\$34,707 / 0.46%	\$10,845 / 0.14%	0 / 0%
-TC	\$9,021	0 / 0%	0 / 0%	0 / 0%	0 / 0%	0 / 0%	0 / 0%	0 / 0%
-I	\$28,310	0 / 0%	0 / 0%	0 / 0%	0 / 0%	0 / 0%	0 / 0%	0 / 0%
	\$11,713,014	\$1,098,453 / 30.35%	\$7,192 / 0.10%	\$879,791 / 24.13%	\$87,931 / 1.14%	\$112,695 / 4.84%	\$10,845 / 0.14%	0 / 0%

*** DOLLARS REPORTED BUT NOT SHOWN IN THESE COLUMNS. T=TREASURY, N=NON-TREASURY, S=SUBCONTRACTOR FUNDS & PROCUREMENT CARD HUB PURCHASES, TC=TERM CONTRACT, I= INTER GOVERNMENTAL



TEXAS HISTORICALLY UNDERUTILIZED BUSINESS (HUB) SEMI-ANNUAL REPORT RECEIVED FOR FISCAL YEAR 2024

SECTION VII - STATE AGENCY EXPENDITURE DATA

FUND TYPE	TOTAL EXPENDITURE	TOTAL SPENT WITH HUBS AMOUNT / %	BLACK AMOUNT / %	HISPANIC AMOUNT / %	WOMAN AMOUNT / %	ASIAN PACIFIC AMOUNT / %	NATIVE AMERICAN AMOUNT / %	SERVICE-DISABLED VETERAN AMOUNT / %
-----------	-------------------	----------------------------------	------------------	---------------------	------------------	--------------------------	----------------------------	-------------------------------------

788 - LAMAR STATE COLLEGE - PORT ARTHUR - HEAVY CONSTRUCTION UNADJUSTED GOAL IS 11.2%

T	0	0 / 0%	0 / 0%	0 / 0%	0 / 0%	0 / 0%	0 / 0%	0 / 0%
N	0	0 / 0%	0 / 0%	0 / 0%	0 / 0%	0 / 0%	0 / 0%	0 / 0%
S	***	0 / 0%	0 / 0%	0 / 0%	0 / 0%	0 / 0%	0 / 0%	0 / 0%
-TC	0	0 / 0%	0 / 0%	0 / 0%	0 / 0%	0 / 0%	0 / 0%	0 / 0%
-I	0	0 / 0%	0 / 0%	0 / 0%	0 / 0%	0 / 0%	0 / 0%	0 / 0%
	0	0 / 0%	0 / 0%	0 / 0%	0 / 0%	0 / 0%	0 / 0%	0 / 0%

788 - LAMAR STATE COLLEGE - PORT ARTHUR - BUILDING CONSTRUCTION UNADJUSTED GOAL IS 21.1%

T	\$983,764	\$79,571 / 8.09%	0 / 0%	\$79,571 / 8.09%	0 / 0%	0 / 0%	0 / 0%	0 / 0%
N	\$1,181,872	0 / 0%	0 / 0%	0 / 0%	0 / 0%	0 / 0%	0 / 0%	0 / 0%
S	***	0 / 0%	0 / 0%	0 / 0%	0 / 0%	0 / 0%	0 / 0%	0 / 0%
-TC	0	0 / 0%	0 / 0%	0 / 0%	0 / 0%	0 / 0%	0 / 0%	0 / 0%
-I	0	0 / 0%	0 / 0%	0 / 0%	0 / 0%	0 / 0%	0 / 0%	0 / 0%
	\$2,165,635	\$79,571 / 8.09%	0 / 0%	\$79,571 / 8.09%	0 / 0%	0 / 0%	0 / 0%	0 / 0%

788 - LAMAR STATE COLLEGE - PORT ARTHUR - SPECIAL TRADE UNADJUSTED GOAL IS 32.9%

T	\$835,703	\$101,088 / 12.10%	0 / 0%	\$16,277 / 1.95%	\$84,811 / 10.15%	0 / 0%	0 / 0%	0 / 0%
N	\$29,239	0 / 0%	0 / 0%	0 / 0%	0 / 0%	0 / 0%	0 / 0%	0 / 0%
S	***	0 / 0%	0 / 0%	0 / 0%	0 / 0%	0 / 0%	0 / 0%	0 / 0%
-TC	0	0 / 0%	0 / 0%	0 / 0%	0 / 0%	0 / 0%	0 / 0%	0 / 0%
-I	0	0 / 0%	0 / 0%	0 / 0%	0 / 0%	0 / 0%	0 / 0%	0 / 0%
	\$864,942	\$101,088 / 12.10%	0 / 0%	\$16,277 / 1.95%	\$84,811 / 10.15%	0 / 0%	0 / 0%	0 / 0%

*** DOLLARS REPORTED BUT NOT SHOWN IN THESE COLUMNS. T=TREASURY, N=NON-TREASURY, S=SUBCONTRACTOR FUNDS & PROCUREMENT CARD HUB PURCHASES, TC=TERM CONTRACT, I= INTER GOVERNMENT



TEXAS HISTORICALLY UNDERUTILIZED BUSINESS (HUB) SEMI-ANNUAL REPORT RECEIVED FOR FISCAL YEAR 2024

SECTION VII - STATE AGENCY EXPENDITURE DATA

FUND TYPE	TOTAL EXPENDITURE	TOTAL SPENT WITH HUBS AMOUNT / %	BLACK AMOUNT / %	HISPANIC AMOUNT / %	WOMAN AMOUNT / %	ASIAN PACIFIC AMOUNT / %	NATIVE AMERICAN AMOUNT / %	SERVICE-DISABLED VETERAN AMOUNT / %
788 - LAMAR STATE COLLEGE - PORT ARTHUR - PROFESSIONAL SERVICES UNADJUSTED GOAL IS 23.7%								
T	0	0 / 0%	0 / 0%	0 / 0%	0 / 0%	0 / 0%	0 / 0%	0 / 0%
N	\$1,893,198	0 / 0%	0 / 0%	0 / 0%	0 / 0%	0 / 0%	0 / 0%	0 / 0%
S	***	\$17,279 / 0.91%	0 / 0%	\$8,654 / 0.46%	\$8,625 / 0.46%	0 / 0%	0 / 0%	0 / 0%
-TC	0	0 / 0%	0 / 0%	0 / 0%	0 / 0%	0 / 0%	0 / 0%	0 / 0%
-I	0	0 / 0%	0 / 0%	0 / 0%	0 / 0%	0 / 0%	0 / 0%	0 / 0%
	\$1,893,198	\$17,279 / 0.91%	0 / 0%	\$8,654 / 0.46%	\$8,625 / 0.46%	0 / 0%	0 / 0%	0 / 0%
788 - LAMAR STATE COLLEGE - PORT ARTHUR - OTHER SERVICES UNADJUSTED GOAL IS 26%								
T	\$772,268	\$346,335 / 44.85%	0 / 0%	\$225,396 / 29.19%	0 / 0%	\$120,939 / 15.66%	0 / 0%	0 / 0%
N	\$514,213	\$132,284 / 25.73%	\$2,862 / 0.56%	\$1,213 / 0.24%	\$123,601 / 24.04%	\$4,608 / 0.90%	0 / 0%	0 / 0%
S	***	0 / 0%	0 / 0%	0 / 0%	0 / 0%	0 / 0%	0 / 0%	0 / 0%
-TC	0	0 / 0%	0 / 0%	0 / 0%	0 / 0%	0 / 0%	0 / 0%	0 / 0%
-I	0	0 / 0%	0 / 0%	0 / 0%	0 / 0%	0 / 0%	0 / 0%	0 / 0%
	\$1,286,481	\$478,619 / 70.57%	\$2,862 / 0.56%	\$226,609 / 29.42%	\$123,601 / 24.04%	\$125,547 / 16.56%	0 / 0%	0 / 0%
788 - LAMAR STATE COLLEGE - PORT ARTHUR - COMMODITY PURCHASING UNADJUSTED GOAL IS 21.1%								
T	\$358,004	\$93,609 / 26.15%	\$8,637 / 2.41%	0 / 0%	\$84,973 / 23.74%	0 / 0%	0 / 0%	0 / 0%
N	\$657,929	\$70,653 / 10.74%	\$22,854 / 3.47%	\$1,279 / 0.19%	\$44,458 / 6.76%	\$2,062 / 0.31%	0 / 0%	0 / 0%
S	***	0 / 0%	0 / 0%	0 / 0%	0 / 0%	0 / 0%	0 / 0%	0 / 0%
-TC	\$7,527	0 / 0%	0 / 0%	0 / 0%	0 / 0%	0 / 0%	0 / 0%	0 / 0%
-I	0	0 / 0%	0 / 0%	0 / 0%	0 / 0%	0 / 0%	0 / 0%	0 / 0%
	\$1,008,406	\$164,262 / 36.89%	\$31,490 / 5.89%	\$1,279 / 0.19%	\$129,430 / 30.49%	\$2,062 / 0.31%	0 / 0%	0 / 0%

*** DOLLARS REPORTED BUT NOT SHOWN IN THESE COLUMNS. T=TREASURY, N=NON-TREASURY, S=SUBCONTRACTOR FUNDS & PROCUREMENT CARD HUB PURCHASES, TC=TERM CONTRACT, I= INTER GOVERNMENT



TEXAS HISTORICALLY UNDERUTILIZED BUSINESS (HUB) SEMI-ANNUAL REPORT RECEIVED FOR FISCAL YEAR 2024

SECTION VII - STATE AGENCY EXPENDITURE DATA

FUND TYPE	TOTAL EXPENDITURE	TOTAL SPENT WITH HUBS AMOUNT / %	BLACK AMOUNT / %	HISPANIC AMOUNT / %	WOMAN AMOUNT / %	ASIAN PACIFIC AMOUNT / %	NATIVE AMERICAN AMOUNT / %	SERVICE-DISABLED VETERAN AMOUNT / %
788 - LAMAR STATE COLLEGE - PORT ARTHUR - Statewide Grand Total Expenditures								
T	\$2,949,739	\$620,603 / 21.04%	\$8,637 / 0.29%	\$321,244 / 10.89%	\$169,784 / 5.76%	\$120,939 / 4.10%	0 / 0%	0 / 0%
N	\$4,276,451	\$202,937 / 4.75%	\$25,716 / 0.60%	\$2,492 / 0.06%	\$168,058 / 3.93%	\$6,671 / 0.16%	0 / 0%	0 / 0%
S	***	\$17,279 / 0.91%	0 / 0%	\$8,654 / 0.46%	\$8,625 / 0.46%	0 / 0%	0 / 0%	0 / 0%
-TC	\$7,527	0 / 0%	0 / 0%	0 / 0%	0 / 0%	0 / 0%	0 / 0%	0 / 0%
-I	0	0 / 0%	0 / 0%	0 / 0%	0 / 0%	0 / 0%	0 / 0%	0 / 0%
	\$7,218,662	\$840,819 / 26.70%	\$34,352 / 0.89%	\$332,390 / 11.41%	\$346,467 / 10.14%	\$127,610 / 4.26%	0 / 0%	0 / 0%

*** DOLLARS REPORTED BUT NOT SHOWN IN THESE COLUMNS. T=TREASURY, N=NON-TREASURY, S=SUBCONTRACTOR FUNDS & PROCUREMENT CARD HUB PURCHASES, TC=TERM CONTRACT, I= INTER GOVERNMENTAL



TEXAS HISTORICALLY UNDERUTILIZED BUSINESS (HUB) SEMI-ANNUAL REPORT RECEIVED FOR FISCAL YEAR 2024

SECTION VII - STATE AGENCY EXPENDITURE DATA

FUND TYPE	TOTAL EXPENDITURE	TOTAL SPENT WITH HUBS AMOUNT / %	BLACK AMOUNT / %	HISPANIC AMOUNT / %	WOMAN AMOUNT / %	ASIAN PACIFIC AMOUNT / %	NATIVE AMERICAN AMOUNT / %	SERVICE-DISABLED VETERAN AMOUNT / %
-----------	-------------------	----------------------------------	------------------	---------------------	------------------	--------------------------	----------------------------	-------------------------------------

789 - LAMAR INSTITUTE OF TECHNOLOGY - HEAVY CONSTRUCTION UNADJUSTED GOAL IS 11.2%

T	0	0 / 0%	0 / 0%	0 / 0%	0 / 0%	0 / 0%	0 / 0%	0 / 0%
N	0	0 / 0%	0 / 0%	0 / 0%	0 / 0%	0 / 0%	0 / 0%	0 / 0%
S	***	0 / 0%	0 / 0%	0 / 0%	0 / 0%	0 / 0%	0 / 0%	0 / 0%
-TC	0	0 / 0%	0 / 0%	0 / 0%	0 / 0%	0 / 0%	0 / 0%	0 / 0%
-I	0	0 / 0%	0 / 0%	0 / 0%	0 / 0%	0 / 0%	0 / 0%	0 / 0%
	0	0 / 0%	0 / 0%	0 / 0%	0 / 0%	0 / 0%	0 / 0%	0 / 0%

789 - LAMAR INSTITUTE OF TECHNOLOGY - BUILDING CONSTRUCTION UNADJUSTED GOAL IS 21.1%

T	\$13,950	\$13,950 / 100.00%	0 / 0%	\$13,950 / 100.00%	0 / 0%	0 / 0%	0 / 0%	0 / 0%
N	\$5,137,599	\$1,550 / 0.03%	0 / 0%	\$1,550 / 0.03%	0 / 0%	0 / 0%	0 / 0%	0 / 0%
S	***	\$78,212 / 1.52%	0 / 0%	0 / 0%	\$497 / 0.01%	\$15,660 / 0.30%	\$62,055 / 1.20%	0 / 0%
-TC	0	0 / 0%	0 / 0%	0 / 0%	0 / 0%	0 / 0%	0 / 0%	0 / 0%
-I	0	0 / 0%	0 / 0%	0 / 0%	0 / 0%	0 / 0%	0 / 0%	0 / 0%
	\$5,151,549	\$93,712 / 101.55%	0 / 0%	\$15,500 / 100.03%	\$497 / 0.01%	\$15,660 / 0.30%	\$62,055 / 1.20%	0 / 0%

789 - LAMAR INSTITUTE OF TECHNOLOGY - SPECIAL TRADE UNADJUSTED GOAL IS 32.9%

T	\$125,833	\$62,794 / 49.90%	0 / 0%	\$62,794 / 49.90%	0 / 0%	0 / 0%	0 / 0%	0 / 0%
N	0	0 / 0%	0 / 0%	0 / 0%	0 / 0%	0 / 0%	0 / 0%	0 / 0%
S	***	0 / 0%	0 / 0%	0 / 0%	0 / 0%	0 / 0%	0 / 0%	0 / 0%
-TC	0	0 / 0%	0 / 0%	0 / 0%	0 / 0%	0 / 0%	0 / 0%	0 / 0%
-I	0	0 / 0%	0 / 0%	0 / 0%	0 / 0%	0 / 0%	0 / 0%	0 / 0%
	\$125,833	\$62,794 / 49.90%	0 / 0%	\$62,794 / 49.90%	0 / 0%	0 / 0%	0 / 0%	0 / 0%

*** DOLLARS REPORTED BUT NOT SHOWN IN THESE COLUMNS. T=TREASURY, N=NON-TREASURY, S=SUBCONTRACTOR FUNDS & PROCUREMENT CARD HUB PURCHASES, TC=TERM CONTRACT, I= INTER GOVERNMENT



TEXAS HISTORICALLY UNDERUTILIZED BUSINESS (HUB) SEMI-ANNUAL REPORT RECEIVED FOR FISCAL YEAR 2024

SECTION VII - STATE AGENCY EXPENDITURE DATA

FUND TYPE	TOTAL EXPENDITURE	TOTAL SPENT WITH HUBS AMOUNT / %	BLACK AMOUNT / %	HISPANIC AMOUNT / %	WOMAN AMOUNT / %	ASIAN PACIFIC AMOUNT / %	NATIVE AMERICAN AMOUNT / %	SERVICE-DISABLED VETERAN AMOUNT / %
789 - LAMAR INSTITUTE OF TECHNOLOGY - PROFESSIONAL SERVICES UNADJUSTED GOAL IS 23.7%								
T	0	0 / 0%	0 / 0%	0 / 0%	0 / 0%	0 / 0%	0 / 0%	0 / 0%
N	\$45,965	0 / 0%	0 / 0%	0 / 0%	0 / 0%	0 / 0%	0 / 0%	0 / 0%
S	***	0 / 0%	0 / 0%	0 / 0%	0 / 0%	0 / 0%	0 / 0%	0 / 0%
-TC	0	0 / 0%	0 / 0%	0 / 0%	0 / 0%	0 / 0%	0 / 0%	0 / 0%
-I	0	0 / 0%	0 / 0%	0 / 0%	0 / 0%	0 / 0%	0 / 0%	0 / 0%
	\$45,965	0 / 0%	0 / 0%	0 / 0%	0 / 0%	0 / 0%	0 / 0%	0 / 0%
789 - LAMAR INSTITUTE OF TECHNOLOGY - OTHER SERVICES UNADJUSTED GOAL IS 26%								
T	\$718,688	\$295,361 / 41.10%	0 / 0%	\$148,683 / 20.69%	\$11,876 / 1.65%	\$134,801 / 18.76%	0 / 0%	0 / 0%
N	\$470,393	\$9,204 / 1.96%	\$3,625 / 0.77%	0 / 0%	\$5,579 / 1.19%	0 / 0%	0 / 0%	0 / 0%
S	***	0 / 0%	0 / 0%	0 / 0%	0 / 0%	0 / 0%	0 / 0%	0 / 0%
-TC	0	0 / 0%	0 / 0%	0 / 0%	0 / 0%	0 / 0%	0 / 0%	0 / 0%
-I	\$96,466	0 / 0%	0 / 0%	0 / 0%	0 / 0%	0 / 0%	0 / 0%	0 / 0%
	\$1,092,615	\$304,564 / 43.05%	\$3,625 / 0.77%	\$148,683 / 20.69%	\$17,455 / 2.84%	\$134,801 / 18.76%	0 / 0%	0 / 0%
789 - LAMAR INSTITUTE OF TECHNOLOGY - COMMODITY PURCHASING UNADJUSTED GOAL IS 21.1%								
T	\$2,230,033	\$65,344 / 2.93%	\$15,040 / 0.67%	\$34,477 / 1.55%	\$15,827 / 0.71%	0 / 0%	0 / 0%	0 / 0%
N	\$1,023,356	\$195,661 / 19.12%	\$140,264 / 13.71%	\$23,708 / 2.32%	\$31,689 / 3.10%	0 / 0%	0 / 0%	0 / 0%
S	***	\$208,492 / 9.98%	0 / 0%	\$208,492 / 9.98%	0 / 0%	0 / 0%	0 / 0%	0 / 0%
-TC	0	0 / 0%	0 / 0%	0 / 0%	0 / 0%	0 / 0%	0 / 0%	0 / 0%
-I	\$67,631	0 / 0%	0 / 0%	0 / 0%	0 / 0%	0 / 0%	0 / 0%	0 / 0%
	\$3,185,758	\$469,498 / 32.03%	\$155,304 / 14.38%	\$266,677 / 13.84%	\$47,516 / 3.81%	0 / 0%	0 / 0%	0 / 0%

*** DOLLARS REPORTED BUT NOT SHOWN IN THESE COLUMNS. T=TREASURY, N=NON-TREASURY, S=SUBCONTRACTOR FUNDS & PROCUREMENT CARD HUB PURCHASES, TC=TERM CONTRACT, I= INTER GOVERNMENT



TEXAS HISTORICALLY UNDERUTILIZED BUSINESS (HUB) SEMI-ANNUAL REPORT RECEIVED FOR FISCAL YEAR 2024

SECTION VII - STATE AGENCY EXPENDITURE DATA

FUND TYPE	TOTAL EXPENDITURE	TOTAL SPENT WITH HUBS AMOUNT / %	BLACK AMOUNT / %	HISPANIC AMOUNT / %	WOMAN AMOUNT / %	ASIAN PACIFIC AMOUNT / %	NATIVE AMERICAN AMOUNT / %	SERVICE-DISABLED VETERAN AMOUNT / %
789 - LAMAR INSTITUTE OF TECHNOLOGY - Statewide Grand Total Expenditures								
T	\$3,088,503	\$437,449 / 14.16%	\$15,040 / 0.49%	\$259,904 / 8.42%	\$27,703 / 0.90%	\$134,801 / 4.36%	0 / 0%	0 / 0%
N	\$6,677,314	\$206,415 / 3.09%	\$143,889 / 2.15%	\$25,258 / 0.38%	\$37,267 / 0.56%	0 / 0%	0 / 0%	0 / 0%
S	***	\$286,704 / 3.96%	0 / 0%	\$208,492 / 2.88%	\$497 / 0.01%	\$15,660 / 0.22%	\$62,055 / 0.86%	0 / 0%
-TC	0	0 / 0%	0 / 0%	0 / 0%	0 / 0%	0 / 0%	0 / 0%	0 / 0%
-I	\$164,097	0 / 0%	0 / 0%	0 / 0%	0 / 0%	0 / 0%	0 / 0%	0 / 0%
	\$9,601,720	\$930,568 / 21.21%	\$158,929 / 2.64%	\$493,654 / 11.67%	\$65,468 / 1.46%	\$150,461 / 4.58%	\$62,055 / 0.86%	0 / 0%

*** DOLLARS REPORTED BUT NOT SHOWN IN THESE COLUMNS. T=TREASURY, N=NON-TREASURY, S=SUBCONTRACTOR FUNDS & PROCUREMENT CARD HUB PURCHASES, TC=TERM CONTRACT, I= INTER GOVERNMENTAL



TEXAS HISTORICALLY UNDERUTILIZED BUSINESS (HUB) SEMI-ANNUAL REPORT RECEIVED FOR FISCAL YEAR 2024

SECTION VII - STATE AGENCY EXPENDITURE DATA

FUND TYPE	TOTAL EXPENDITURE	TOTAL SPENT WITH HUBS AMOUNT / %	BLACK AMOUNT / %	HISPANIC AMOUNT / %	WOMAN AMOUNT / %	ASIAN PACIFIC AMOUNT / %	NATIVE AMERICAN AMOUNT / %	SERVICE-DISABLED VETERAN AMOUNT / %
802 - PARKS AND WILDLIFE DEPARTMENT - HEAVY CONSTRUCTION UNADJUSTED GOAL IS 11.2%								
T	\$5,147,670	\$173,025 / 3.36%	0 / 0%	0 / 0%	0 / 0%	0 / 0%	\$173,025 / 3.36%	0 / 0%
N	0	0 / 0%	0 / 0%	0 / 0%	0 / 0%	0 / 0%	0 / 0%	0 / 0%
S	***	\$234,372 / 4.55%	\$67,450 / 1.31%	\$115,303 / 2.24%	\$51,619 / 1.00%	0 / 0%	0 / 0%	0 / 0%
-TC	0	0 / 0%	0 / 0%	0 / 0%	0 / 0%	0 / 0%	0 / 0%	0 / 0%
-I	0	0 / 0%	0 / 0%	0 / 0%	0 / 0%	0 / 0%	0 / 0%	0 / 0%
	\$5,147,670	\$407,397 / 7.91%	\$67,450 / 1.31%	\$115,303 / 2.24%	\$51,619 / 1.00%	0 / 0%	\$173,025 / 3.36%	0 / 0%
802 - PARKS AND WILDLIFE DEPARTMENT - BUILDING CONSTRUCTION UNADJUSTED GOAL IS 21.1%								
T	\$22,927,962	\$3,292,149 / 14.36%	\$98,929 / 0.43%	\$2,027,064 / 8.84%	\$625,943 / 2.73%	\$36,531 / 0.16%	\$503,683 / 2.20%	0 / 0%
N	0	0 / 0%	0 / 0%	0 / 0%	0 / 0%	0 / 0%	0 / 0%	0 / 0%
S	***	\$1,310,202 / 5.71%	0 / 0%	\$321,383 / 1.40%	\$988,819 / 4.31%	0 / 0%	0 / 0%	0 / 0%
-TC	\$651	0 / 0%	0 / 0%	0 / 0%	0 / 0%	0 / 0%	0 / 0%	0 / 0%
-I	0	0 / 0%	0 / 0%	0 / 0%	0 / 0%	0 / 0%	0 / 0%	0 / 0%
	\$22,927,311	\$4,602,352 / 20.07%	\$98,929 / 0.43%	\$2,348,447 / 10.24%	\$1,614,762 / 7.04%	\$36,531 / 0.16%	\$503,683 / 2.20%	0 / 0%
802 - PARKS AND WILDLIFE DEPARTMENT - SPECIAL TRADE UNADJUSTED GOAL IS 32.9%								
T	\$4,812,380	\$1,385,822 / 28.80%	\$276,474 / 5.75%	\$56,597 / 1.18%	\$647,963 / 13.46%	0 / 0%	\$404,788 / 8.41%	0 / 0%
N	0	0 / 0%	0 / 0%	0 / 0%	0 / 0%	0 / 0%	0 / 0%	0 / 0%
S	***	\$33,062 / 1.42%	0 / 0%	\$16,961 / 0.73%	\$15,939 / 0.68%	0 / 0%	\$162 / 0.01%	0 / 0%
-TC	0	0 / 0%	0 / 0%	0 / 0%	0 / 0%	0 / 0%	0 / 0%	0 / 0%
-I	0	0 / 0%	0 / 0%	0 / 0%	0 / 0%	0 / 0%	0 / 0%	0 / 0%
	\$4,812,380	\$1,418,884 / 30.22%	\$276,474 / 5.75%	\$73,559 / 1.90%	\$663,902 / 14.15%	0 / 0%	\$404,950 / 8.42%	0 / 0%

*** DOLLARS REPORTED BUT NOT SHOWN IN THESE COLUMNS. T=TREASURY, N=NON-TREASURY, S=SUBCONTRACTOR FUNDS & PROCUREMENT CARD HUB PURCHASES, TC=TERM CONTRACT, I= INTER GOVERNMENTAL



TEXAS HISTORICALLY UNDERUTILIZED BUSINESS (HUB) SEMI-ANNUAL REPORT RECEIVED FOR FISCAL YEAR 2024

SECTION VII - STATE AGENCY EXPENDITURE DATA

FUND TYPE	TOTAL EXPENDITURE	TOTAL SPENT WITH HUBS AMOUNT / %	BLACK AMOUNT / %	HISPANIC AMOUNT / %	WOMAN AMOUNT / %	ASIAN PACIFIC AMOUNT / %	NATIVE AMERICAN AMOUNT / %	SERVICE-DISABLED VETERAN AMOUNT / %
802 - PARKS AND WILDLIFE DEPARTMENT - PROFESSIONAL SERVICES UNADJUSTED GOAL IS 23.7%								
T	\$3,530,199	\$794,719 / 22.51%	0 / 0%	\$727,471 / 20.61%	\$67,248 / 1.90%	0 / 0%	0 / 0%	0 / 0%
N	0	0 / 0%	0 / 0%	0 / 0%	0 / 0%	0 / 0%	0 / 0%	0 / 0%
S	***	\$492,486 / 13.99%	\$96,802 / 2.75%	\$72,788 / 2.07%	\$286,619 / 8.14%	\$36,277 / 1.03%	0 / 0%	0 / 0%
-TC	0	0 / 0%	0 / 0%	0 / 0%	0 / 0%	0 / 0%	0 / 0%	0 / 0%
-I	0	0 / 0%	0 / 0%	0 / 0%	0 / 0%	0 / 0%	0 / 0%	0 / 0%
	\$3,530,199	\$1,287,205 / 36.50%	\$96,802 / 2.75%	\$800,259 / 22.67%	\$353,867 / 10.04%	\$36,277 / 1.03%	0 / 0%	0 / 0%
802 - PARKS AND WILDLIFE DEPARTMENT - OTHER SERVICES UNADJUSTED GOAL IS 26%								
T	\$23,856,152	\$7,404,650 / 31.04%	\$354,167 / 1.48%	\$1,053,757 / 4.42%	\$5,840,714 / 24.48%	\$125,562 / 0.53%	\$16,635 / 0.07%	\$13,815 / 0.06%
N	0	0 / 0%	0 / 0%	0 / 0%	0 / 0%	0 / 0%	0 / 0%	0 / 0%
S	***	\$181,879 / 1.23%	\$3,158 / 0.02%	\$27,750 / 0.19%	\$140,636 / 0.95%	\$647 / 0.00%	\$1,289 / 0.01%	\$8,399 / 0.06%
-TC	\$645,437	0 / 0%	0 / 0%	0 / 0%	0 / 0%	0 / 0%	0 / 0%	0 / 0%
-I	\$116	0 / 0%	0 / 0%	0 / 0%	0 / 0%	0 / 0%	0 / 0%	0 / 0%
	\$23,210,599	\$7,586,529 / 32.26%	\$357,325 / 1.51%	\$1,081,507 / 4.60%	\$5,981,349 / 25.43%	\$126,210 / 0.53%	\$17,924 / 0.08%	\$22,214 / 0.11%
802 - PARKS AND WILDLIFE DEPARTMENT - COMMODITY PURCHASING UNADJUSTED GOAL IS 21.1%								
T	\$30,381,987	\$4,549,183 / 14.97%	\$455,803 / 1.50%	\$1,051,374 / 3.46%	\$2,855,285 / 9.40%	\$146,675 / 0.48%	\$23,168 / 0.08%	\$16,878 / 0.06%
N	0	0 / 0%	0 / 0%	0 / 0%	0 / 0%	0 / 0%	0 / 0%	0 / 0%
S	***	\$1,179,121 / 7.88%	\$30,335 / 0.20%	\$487,873 / 3.26%	\$607,828 / 4.06%	\$20,005 / 0.13%	\$31,624 / 0.21%	\$1,456 / 0.01%
-TC	\$12,314,363	\$29,442 / 0.24%	0 / 0%	\$4,578 / 0.04%	\$19,586 / 0.16%	\$5,277 / 0.04%	0 / 0%	0 / 0%
-I	\$35	0 / 0%	0 / 0%	0 / 0%	0 / 0%	0 / 0%	0 / 0%	0 / 0%
	\$18,067,589	\$5,698,862 / 23.10%	\$486,138 / 1.70%	\$1,534,669 / 6.76%	\$3,443,527 / 13.62%	\$161,403 / 0.66%	\$54,792 / 0.29%	\$18,334 / 0.07%

*** DOLLARS REPORTED BUT NOT SHOWN IN THESE COLUMNS. T=TREASURY, N=NON-TREASURY, S=SUBCONTRACTOR FUNDS & PROCUREMENT CARD HUB PURCHASES, TC=TERM CONTRACT, I= INTER GOVERNMENTAL



TEXAS HISTORICALLY UNDERUTILIZED BUSINESS (HUB) SEMI-ANNUAL REPORT RECEIVED FOR FISCAL YEAR 2024

SECTION VII - STATE AGENCY EXPENDITURE DATA

FUND TYPE	TOTAL EXPENDITURE	TOTAL SPENT WITH HUBS AMOUNT / %	BLACK AMOUNT / %	HISPANIC AMOUNT / %	WOMAN AMOUNT / %	ASIAN PACIFIC AMOUNT / %	NATIVE AMERICAN AMOUNT / %	SERVICE-DISABLED VETERAN AMOUNT / %
802 - PARKS AND WILDLIFE DEPARTMENT - Statewide Grand Total Expenditures								
T	\$90,656,352	\$17,599,548 / 19.41%	\$1,185,373 / 1.31%	\$4,916,263 / 5.42%	\$10,037,152 / 11.07%	\$308,769 / 0.34%	\$1,121,298 / 1.24%	\$30,693 / 0.03%
N	0	0 / 0%	0 / 0%	0 / 0%	0 / 0%	0 / 0%	0 / 0%	0 / 0%
S	***	\$3,431,123 / 5.38%	\$197,744 / 0.31%	\$1,042,058 / 1.64%	\$2,091,460 / 3.28%	\$56,930 / 0.09%	\$33,075 / 0.05%	\$9,855 / 0.02%
-TC	\$12,960,452	\$29,442 / 0.23%	0 / 0%	\$4,578 / 0.04%	\$19,586 / 0.15%	\$5,277 / 0.04%	0 / 0%	0 / 0%
-I	\$151	0 / 0%	0 / 0%	0 / 0%	0 / 0%	0 / 0%	0 / 0%	0 / 0%
	\$77,695,749	\$21,001,229 / 25.03%	\$1,383,118 / 1.62%	\$5,953,743 / 7.09%	\$12,109,026 / 14.50%	\$360,421 / 0.47%	\$1,154,373 / 1.29%	\$40,548 / 0.05%

*** DOLLARS REPORTED BUT NOT SHOWN IN THESE COLUMNS. T=TREASURY, N=NON-TREASURY, S=SUBCONTRACTOR FUNDS & PROCUREMENT CARD HUB PURCHASES, TC=TERM CONTRACT, I= INTER GOVERNMENTAL



TEXAS HISTORICALLY UNDERUTILIZED BUSINESS (HUB) SEMI-ANNUAL REPORT RECEIVED FOR FISCAL YEAR 2024

SECTION VII - STATE AGENCY EXPENDITURE DATA

FUND TYPE	TOTAL EXPENDITURE	TOTAL SPENT WITH HUBS AMOUNT / %	BLACK AMOUNT / %	HISPANIC AMOUNT / %	WOMAN AMOUNT / %	ASIAN PACIFIC AMOUNT / %	NATIVE AMERICAN AMOUNT / %	SERVICE-DISABLED VETERAN AMOUNT / %
-----------	-------------------	----------------------------------	------------------	---------------------	------------------	--------------------------	----------------------------	-------------------------------------

808 - TEXAS HISTORICAL COMMISSION - HEAVY CONSTRUCTION UNADJUSTED GOAL IS 11.2%

T	\$576,770	0 / 0%	0 / 0%	0 / 0%	0 / 0%	0 / 0%	0 / 0%	0 / 0%
N	0	0 / 0%	0 / 0%	0 / 0%	0 / 0%	0 / 0%	0 / 0%	0 / 0%
S	***	0 / 0%	0 / 0%	0 / 0%	0 / 0%	0 / 0%	0 / 0%	0 / 0%
-TC	0	0 / 0%	0 / 0%	0 / 0%	0 / 0%	0 / 0%	0 / 0%	0 / 0%
-I	0	0 / 0%	0 / 0%	0 / 0%	0 / 0%	0 / 0%	0 / 0%	0 / 0%
	\$576,770	0 / 0%	0 / 0%	0 / 0%	0 / 0%	0 / 0%	0 / 0%	0 / 0%

808 - TEXAS HISTORICAL COMMISSION - BUILDING CONSTRUCTION UNADJUSTED GOAL IS 21.1%

T	\$7,707,287	\$59,028 / 0.77%	0 / 0%	0 / 0%	0 / 0%	\$59,028 / 0.77%	0 / 0%	0 / 0%
N	0	0 / 0%	0 / 0%	0 / 0%	0 / 0%	0 / 0%	0 / 0%	0 / 0%
S	***	0 / 0%	0 / 0%	0 / 0%	0 / 0%	0 / 0%	0 / 0%	0 / 0%
-TC	0	0 / 0%	0 / 0%	0 / 0%	0 / 0%	0 / 0%	0 / 0%	0 / 0%
-I	0	0 / 0%	0 / 0%	0 / 0%	0 / 0%	0 / 0%	0 / 0%	0 / 0%
	\$7,707,287	\$59,028 / 0.77%	0 / 0%	0 / 0%	0 / 0%	\$59,028 / 0.77%	0 / 0%	0 / 0%

808 - TEXAS HISTORICAL COMMISSION - SPECIAL TRADE UNADJUSTED GOAL IS 32.9%

T	\$736,760	\$59,954 / 8.14%	\$9,437 / 1.28%	\$45,179 / 6.13%	\$5,338 / 0.72%	0 / 0%	0 / 0%	0 / 0%
N	0	0 / 0%	0 / 0%	0 / 0%	0 / 0%	0 / 0%	0 / 0%	0 / 0%
S	***	\$1,110 / 0.17%	0 / 0%	\$1,110 / 0.17%	0 / 0%	0 / 0%	0 / 0%	0 / 0%
-TC	0	0 / 0%	0 / 0%	0 / 0%	0 / 0%	0 / 0%	0 / 0%	0 / 0%
-I	0	0 / 0%	0 / 0%	0 / 0%	0 / 0%	0 / 0%	0 / 0%	0 / 0%
	\$736,760	\$61,064 / 8.30%	\$9,437 / 1.28%	\$46,289 / 6.30%	\$5,338 / 0.72%	0 / 0%	0 / 0%	0 / 0%

*** DOLLARS REPORTED BUT NOT SHOWN IN THESE COLUMNS. T=TREASURY, N=NON-TREASURY, S=SUBCONTRACTOR FUNDS & PROCUREMENT CARD HUB PURCHASES, TC=TERM CONTRACT, I= INTER GOVERNMENT



TEXAS HISTORICALLY UNDERUTILIZED BUSINESS (HUB) SEMI-ANNUAL REPORT RECEIVED FOR FISCAL YEAR 2024

SECTION VII - STATE AGENCY EXPENDITURE DATA

FUND TYPE	TOTAL EXPENDITURE	TOTAL SPENT WITH HUBS AMOUNT / %	BLACK AMOUNT / %	HISPANIC AMOUNT / %	WOMAN AMOUNT / %	ASIAN PACIFIC AMOUNT / %	NATIVE AMERICAN AMOUNT / %	SERVICE-DISABLED VETERAN AMOUNT / %
-----------	-------------------	----------------------------------	------------------	---------------------	------------------	--------------------------	----------------------------	-------------------------------------

808 - TEXAS HISTORICAL COMMISSION - PROFESSIONAL SERVICES UNADJUSTED GOAL IS 23.7%

T	\$12,685	\$4,069 / 32.08%	\$1,569 / 12.37%	0 / 0%	0 / 0%	\$2,500 / 19.71%	0 / 0%	0 / 0%
N	0	0 / 0%	0 / 0%	0 / 0%	0 / 0%	0 / 0%	0 / 0%	0 / 0%
S	***	0 / 0%	0 / 0%	0 / 0%	0 / 0%	0 / 0%	0 / 0%	0 / 0%
-TC	0	0 / 0%	0 / 0%	0 / 0%	0 / 0%	0 / 0%	0 / 0%	0 / 0%
-I	0	0 / 0%	0 / 0%	0 / 0%	0 / 0%	0 / 0%	0 / 0%	0 / 0%
	\$12,685	\$4,069 / 32.08%	\$1,569 / 12.37%	0 / 0%	0 / 0%	\$2,500 / 19.71%	0 / 0%	0 / 0%

808 - TEXAS HISTORICAL COMMISSION - OTHER SERVICES UNADJUSTED GOAL IS 26%

T	\$3,071,458	\$666,896 / 21.71%	\$2,235 / 0.07%	\$555 / 0.02%	\$42,725 / 1.39%	\$516,508 / 16.82%	0 / 0%	\$104,874 / 3.41%
N	0	0 / 0%	0 / 0%	0 / 0%	0 / 0%	0 / 0%	0 / 0%	0 / 0%
S	***	\$461 / 8.64%	0 / 0%	0 / 0%	\$461 / 8.64%	0 / 0%	0 / 0%	0 / 0%
-TC	\$66,493	0 / 0%	0 / 0%	0 / 0%	0 / 0%	0 / 0%	0 / 0%	0 / 0%
-I	0	0 / 0%	0 / 0%	0 / 0%	0 / 0%	0 / 0%	0 / 0%	0 / 0%
	\$3,004,965	\$667,357 / 30.36%	\$2,235 / 0.07%	\$555 / 0.02%	\$43,186 / 10.04%	\$516,508 / 16.82%	0 / 0%	\$104,874 / 3.41%

808 - TEXAS HISTORICAL COMMISSION - COMMODITY PURCHASING UNADJUSTED GOAL IS 21.1%

T	\$1,528,531	\$114,377 / 7.48%	\$19,674 / 1.29%	\$1,795 / 0.12%	\$68,753 / 4.50%	\$22,334 / 1.46%	0 / 0%	\$1,821 / 0.12%
N	0	0 / 0%	0 / 0%	0 / 0%	0 / 0%	0 / 0%	0 / 0%	0 / 0%
S	***	\$1,118 / 0.71%	0 / 0%	\$26 / 0.02%	\$1,092 / 0.70%	0 / 0%	0 / 0%	0 / 0%
-TC	\$430,622	0 / 0%	0 / 0%	0 / 0%	0 / 0%	0 / 0%	0 / 0%	0 / 0%
-I	0	0 / 0%	0 / 0%	0 / 0%	0 / 0%	0 / 0%	0 / 0%	0 / 0%
	\$1,097,908	\$115,495 / 8.20%	\$19,674 / 1.29%	\$1,821 / 0.13%	\$69,845 / 5.19%	\$22,334 / 1.46%	0 / 0%	\$1,821 / 0.12%

*** DOLLARS REPORTED BUT NOT SHOWN IN THESE COLUMNS. T=TREASURY, N=NON-TREASURY, S=SUBCONTRACTOR FUNDS & PROCUREMENT CARD HUB PURCHASES, TC=TERM CONTRACT, I= INTER GOVERNMENTAL



TEXAS HISTORICALLY UNDERUTILIZED BUSINESS (HUB) SEMI-ANNUAL REPORT RECEIVED FOR FISCAL YEAR 2024

SECTION VII - STATE AGENCY EXPENDITURE DATA

FUND TYPE	TOTAL EXPENDITURE	TOTAL SPENT WITH HUBS AMOUNT / %	BLACK AMOUNT / %	HISPANIC AMOUNT / %	WOMAN AMOUNT / %	ASIAN PACIFIC AMOUNT / %	NATIVE AMERICAN AMOUNT / %	SERVICE-DISABLED VETERAN AMOUNT / %
808 - TEXAS HISTORICAL COMMISSION - Statewide Grand Total Expenditures								
T	\$13,633,491	\$904,324 / 6.63%	\$32,915 / 0.24%	\$47,528 / 0.35%	\$116,816 / 0.86%	\$600,370 / 4.40%	0 / 0%	\$106,695 / 0.78%
N	0	0 / 0%	0 / 0%	0 / 0%	0 / 0%	0 / 0%	0 / 0%	0 / 0%
S	***	\$2,689 / 0.32%	0 / 0%	\$1,136 / 0.14%	\$1,553 / 0.19%	0 / 0%	0 / 0%	0 / 0%
-TC	\$497,116	0 / 0%	0 / 0%	0 / 0%	0 / 0%	0 / 0%	0 / 0%	0 / 0%
-I	0	0 / 0%	0 / 0%	0 / 0%	0 / 0%	0 / 0%	0 / 0%	0 / 0%
	\$13,136,376	\$907,013 / 6.96%	\$32,915 / 0.24%	\$48,664 / 0.48%	\$118,370 / 1.04%	\$600,370 / 4.40%	0 / 0%	\$106,695 / 0.78%

*** DOLLARS REPORTED BUT NOT SHOWN IN THESE COLUMNS. T=TREASURY, N=NON-TREASURY, S=SUBCONTRACTOR FUNDS & PROCUREMENT CARD HUB PURCHASES, TC=TERM CONTRACT, I= INTER GOVERNMENTAL



TEXAS HISTORICALLY UNDERUTILIZED BUSINESS (HUB) SEMI-ANNUAL REPORT RECEIVED FOR FISCAL YEAR 2024

SECTION VII - STATE AGENCY EXPENDITURE DATA

FUND TYPE	TOTAL EXPENDITURE	TOTAL SPENT WITH HUBS AMOUNT / %	BLACK AMOUNT / %	HISPANIC AMOUNT / %	WOMAN AMOUNT / %	ASIAN PACIFIC AMOUNT / %	NATIVE AMERICAN AMOUNT / %	SERVICE-DISABLED VETERAN AMOUNT / %
-----------	-------------------	----------------------------------	------------------	---------------------	------------------	--------------------------	----------------------------	-------------------------------------

809 - STATE PRESERVATION BOARD - HEAVY CONSTRUCTION UNADJUSTED GOAL IS 11.2%

T	0	0 / 0%	0 / 0%	0 / 0%	0 / 0%	0 / 0%	0 / 0%	0 / 0%
N	0	0 / 0%	0 / 0%	0 / 0%	0 / 0%	0 / 0%	0 / 0%	0 / 0%
S	***	0 / 0%	0 / 0%	0 / 0%	0 / 0%	0 / 0%	0 / 0%	0 / 0%
-TC	0	0 / 0%	0 / 0%	0 / 0%	0 / 0%	0 / 0%	0 / 0%	0 / 0%
-I	0	0 / 0%	0 / 0%	0 / 0%	0 / 0%	0 / 0%	0 / 0%	0 / 0%
	0	0 / 0%	0 / 0%	0 / 0%	0 / 0%	0 / 0%	0 / 0%	0 / 0%

809 - STATE PRESERVATION BOARD - BUILDING CONSTRUCTION UNADJUSTED GOAL IS 21.1%

T	\$7,744,339	\$1,202 / 0.02%	0 / 0%	0 / 0%	\$1,202 / 0.02%	0 / 0%	0 / 0%	0 / 0%
N	0	0 / 0%	0 / 0%	0 / 0%	0 / 0%	0 / 0%	0 / 0%	0 / 0%
S	***	0 / 0%	0 / 0%	0 / 0%	0 / 0%	0 / 0%	0 / 0%	0 / 0%
-TC	0	0 / 0%	0 / 0%	0 / 0%	0 / 0%	0 / 0%	0 / 0%	0 / 0%
-I	0	0 / 0%	0 / 0%	0 / 0%	0 / 0%	0 / 0%	0 / 0%	0 / 0%
	\$7,744,339	\$1,202 / 0.02%	0 / 0%	0 / 0%	\$1,202 / 0.02%	0 / 0%	0 / 0%	0 / 0%

809 - STATE PRESERVATION BOARD - SPECIAL TRADE UNADJUSTED GOAL IS 32.9%

T	\$501,486	\$110,145 / 21.96%	0 / 0%	0 / 0%	\$110,145 / 21.96%	0 / 0%	0 / 0%	0 / 0%
N	0	0 / 0%	0 / 0%	0 / 0%	0 / 0%	0 / 0%	0 / 0%	0 / 0%
S	***	0 / 0%	0 / 0%	0 / 0%	0 / 0%	0 / 0%	0 / 0%	0 / 0%
-TC	\$265	0 / 0%	0 / 0%	0 / 0%	0 / 0%	0 / 0%	0 / 0%	0 / 0%
-I	0	0 / 0%	0 / 0%	0 / 0%	0 / 0%	0 / 0%	0 / 0%	0 / 0%
	\$501,221	\$110,145 / 21.96%	0 / 0%	0 / 0%	\$110,145 / 21.96%	0 / 0%	0 / 0%	0 / 0%

*** DOLLARS REPORTED BUT NOT SHOWN IN THESE COLUMNS. T=TREASURY, N=NON-TREASURY, S=SUBCONTRACTOR FUNDS & PROCUREMENT CARD HUB PURCHASES, TC=TERM CONTRACT, I= INTER GOVERNMENT



TEXAS HISTORICALLY UNDERUTILIZED BUSINESS (HUB) SEMI-ANNUAL REPORT RECEIVED FOR FISCAL YEAR 2024

SECTION VII - STATE AGENCY EXPENDITURE DATA

FUND TYPE	TOTAL EXPENDITURE	TOTAL SPENT WITH HUBS AMOUNT / %	BLACK AMOUNT / %	HISPANIC AMOUNT / %	WOMAN AMOUNT / %	ASIAN PACIFIC AMOUNT / %	NATIVE AMERICAN AMOUNT / %	SERVICE-DISABLED VETERAN AMOUNT / %
809 - STATE PRESERVATION BOARD - PROFESSIONAL SERVICES UNADJUSTED GOAL IS 23.7%								
T	\$522,992	\$7,710 / 1.47%	0 / 0%	0 / 0%	\$7,710 / 1.47%	0 / 0%	0 / 0%	0 / 0%
N	0	0 / 0%	0 / 0%	0 / 0%	0 / 0%	0 / 0%	0 / 0%	0 / 0%
S	***	0 / 0%	0 / 0%	0 / 0%	0 / 0%	0 / 0%	0 / 0%	0 / 0%
-TC	0	0 / 0%	0 / 0%	0 / 0%	0 / 0%	0 / 0%	0 / 0%	0 / 0%
-I	0	0 / 0%	0 / 0%	0 / 0%	0 / 0%	0 / 0%	0 / 0%	0 / 0%
	\$522,992	\$7,710 / 1.47%	0 / 0%	0 / 0%	\$7,710 / 1.47%	0 / 0%	0 / 0%	0 / 0%

809 - STATE PRESERVATION BOARD - OTHER SERVICES UNADJUSTED GOAL IS 26%								
T	\$1,586,468	\$23,758 / 1.50%	\$2,500 / 0.16%	\$418 / 0.03%	\$20,496 / 1.29%	\$344 / 0.02%	0 / 0%	0 / 0%
N	\$440	0 / 0%	0 / 0%	0 / 0%	0 / 0%	0 / 0%	0 / 0%	0 / 0%
S	***	0 / 0%	0 / 0%	0 / 0%	0 / 0%	0 / 0%	0 / 0%	0 / 0%
-TC	\$2,040	0 / 0%	0 / 0%	0 / 0%	0 / 0%	0 / 0%	0 / 0%	0 / 0%
-I	0	0 / 0%	0 / 0%	0 / 0%	0 / 0%	0 / 0%	0 / 0%	0 / 0%
	\$1,584,868	\$23,758 / 1.50%	\$2,500 / 0.16%	\$418 / 0.03%	\$20,496 / 1.29%	\$344 / 0.02%	0 / 0%	0 / 0%

809 - STATE PRESERVATION BOARD - COMMODITY PURCHASING UNADJUSTED GOAL IS 21.1%								
T	\$2,224,234	\$78,516 / 3.53%	0 / 0%	\$3,238 / 0.15%	\$74,517 / 3.35%	\$760 / 0.03%	0 / 0%	0 / 0%
N	\$2,792	0 / 0%	0 / 0%	0 / 0%	0 / 0%	0 / 0%	0 / 0%	0 / 0%
S	***	0 / 0%	0 / 0%	0 / 0%	0 / 0%	0 / 0%	0 / 0%	0 / 0%
-TC	\$3,280	0 / 0%	0 / 0%	0 / 0%	0 / 0%	0 / 0%	0 / 0%	0 / 0%
-I	0	0 / 0%	0 / 0%	0 / 0%	0 / 0%	0 / 0%	0 / 0%	0 / 0%
	\$2,223,747	\$78,516 / 3.53%	0 / 0%	\$3,238 / 0.15%	\$74,517 / 3.35%	\$760 / 0.03%	0 / 0%	0 / 0%

*** DOLLARS REPORTED BUT NOT SHOWN IN THESE COLUMNS. T=TREASURY, N=NON-TREASURY, S=SUBCONTRACTOR FUNDS & PROCUREMENT CARD HUB PURCHASES, TC=TERM CONTRACT, I= INTER GOVERNMENTAL



TEXAS HISTORICALLY UNDERUTILIZED BUSINESS (HUB) SEMI-ANNUAL REPORT RECEIVED FOR FISCAL YEAR 2024

SECTION VII - STATE AGENCY EXPENDITURE DATA

FUND TYPE	TOTAL EXPENDITURE	TOTAL SPENT WITH HUBS AMOUNT / %	BLACK AMOUNT / %	HISPANIC AMOUNT / %	WOMAN AMOUNT / %	ASIAN PACIFIC AMOUNT / %	NATIVE AMERICAN AMOUNT / %	SERVICE-DISABLED VETERAN AMOUNT / %
809 - STATE PRESERVATION BOARD - Statewide Grand Total Expenditures								
T	\$12,579,519	\$221,331 / 1.76%	\$2,500 / 0.02%	\$3,656 / 0.03%	\$214,071 / 1.70%	\$1,104 / 0.01%	0 / 0%	0 / 0%
N	\$3,232	0 / 0%	0 / 0%	0 / 0%	0 / 0%	0 / 0%	0 / 0%	0 / 0%
S	***	0 / 0%	0 / 0%	0 / 0%	0 / 0%	0 / 0%	0 / 0%	0 / 0%
-TC	\$5,585	0 / 0%	0 / 0%	0 / 0%	0 / 0%	0 / 0%	0 / 0%	0 / 0%
-I	0	0 / 0%	0 / 0%	0 / 0%	0 / 0%	0 / 0%	0 / 0%	0 / 0%
	\$12,577,166	\$221,331 / 1.76%	\$2,500 / 0.02%	\$3,656 / 0.03%	\$214,071 / 1.70%	\$1,104 / 0.01%	0 / 0%	0 / 0%

*** DOLLARS REPORTED BUT NOT SHOWN IN THESE COLUMNS. T=TREASURY, N=NON-TREASURY, S=SUBCONTRACTOR FUNDS & PROCUREMENT CARD HUB PURCHASES, TC=TERM CONTRACT, I= INTER GOVERNMENTAL



TEXAS HISTORICALLY UNDERUTILIZED BUSINESS (HUB) SEMI-ANNUAL REPORT RECEIVED FOR FISCAL YEAR 2024

SECTION VII - STATE AGENCY EXPENDITURE DATA

FUND TYPE	TOTAL EXPENDITURE	TOTAL SPENT WITH HUBS AMOUNT / %	BLACK AMOUNT / %	HISPANIC AMOUNT / %	WOMAN AMOUNT / %	ASIAN PACIFIC AMOUNT / %	NATIVE AMERICAN AMOUNT / %	SERVICE-DISABLED VETERAN AMOUNT / %
-----------	-------------------	----------------------------------	------------------	---------------------	------------------	--------------------------	----------------------------	-------------------------------------

813 - TEXAS COMMISSION ON THE ARTS - HEAVY CONSTRUCTION UNADJUSTED GOAL IS 11.2%

T	0	0 / 0%	0 / 0%	0 / 0%	0 / 0%	0 / 0%	0 / 0%	0 / 0%
N	0	0 / 0%	0 / 0%	0 / 0%	0 / 0%	0 / 0%	0 / 0%	0 / 0%
S	***	0 / 0%	0 / 0%	0 / 0%	0 / 0%	0 / 0%	0 / 0%	0 / 0%
-TC	0	0 / 0%	0 / 0%	0 / 0%	0 / 0%	0 / 0%	0 / 0%	0 / 0%
-I	0	0 / 0%	0 / 0%	0 / 0%	0 / 0%	0 / 0%	0 / 0%	0 / 0%
	0	0 / 0%	0 / 0%	0 / 0%	0 / 0%	0 / 0%	0 / 0%	0 / 0%

813 - TEXAS COMMISSION ON THE ARTS - BUILDING CONSTRUCTION UNADJUSTED GOAL IS 21.1%

T	0	0 / 0%	0 / 0%	0 / 0%	0 / 0%	0 / 0%	0 / 0%	0 / 0%
N	0	0 / 0%	0 / 0%	0 / 0%	0 / 0%	0 / 0%	0 / 0%	0 / 0%
S	***	0 / 0%	0 / 0%	0 / 0%	0 / 0%	0 / 0%	0 / 0%	0 / 0%
-TC	0	0 / 0%	0 / 0%	0 / 0%	0 / 0%	0 / 0%	0 / 0%	0 / 0%
-I	0	0 / 0%	0 / 0%	0 / 0%	0 / 0%	0 / 0%	0 / 0%	0 / 0%
	0	0 / 0%	0 / 0%	0 / 0%	0 / 0%	0 / 0%	0 / 0%	0 / 0%

813 - TEXAS COMMISSION ON THE ARTS - SPECIAL TRADE UNADJUSTED GOAL IS 32.9%

T	0	0 / 0%	0 / 0%	0 / 0%	0 / 0%	0 / 0%	0 / 0%	0 / 0%
N	0	0 / 0%	0 / 0%	0 / 0%	0 / 0%	0 / 0%	0 / 0%	0 / 0%
S	***	0 / 0%	0 / 0%	0 / 0%	0 / 0%	0 / 0%	0 / 0%	0 / 0%
-TC	0	0 / 0%	0 / 0%	0 / 0%	0 / 0%	0 / 0%	0 / 0%	0 / 0%
-I	0	0 / 0%	0 / 0%	0 / 0%	0 / 0%	0 / 0%	0 / 0%	0 / 0%
	0	0 / 0%	0 / 0%	0 / 0%	0 / 0%	0 / 0%	0 / 0%	0 / 0%

*** DOLLARS REPORTED BUT NOT SHOWN IN THESE COLUMNS. T=TREASURY, N=NON-TREASURY, S=SUBCONTRACTOR FUNDS & PROCUREMENT CARD HUB PURCHASES, TC=TERM CONTRACT, I= INTER GOVERNMENT



TEXAS HISTORICALLY UNDERUTILIZED BUSINESS (HUB) SEMI-ANNUAL REPORT RECEIVED FOR FISCAL YEAR 2024

SECTION VII - STATE AGENCY EXPENDITURE DATA

FUND TYPE	TOTAL EXPENDITURE	TOTAL SPENT WITH HUBS AMOUNT / %	BLACK AMOUNT / %	HISPANIC AMOUNT / %	WOMAN AMOUNT / %	ASIAN PACIFIC AMOUNT / %	NATIVE AMERICAN AMOUNT / %	SERVICE-DISABLED VETERAN AMOUNT / %
-----------	-------------------	----------------------------------	------------------	---------------------	------------------	--------------------------	----------------------------	-------------------------------------

813 - TEXAS COMMISSION ON THE ARTS - PROFESSIONAL SERVICES UNADJUSTED GOAL IS 23.7%

T	\$660	\$660 / 100.00%	\$660 / 100.00%	0 / 0%	0 / 0%	0 / 0%	0 / 0%	0 / 0%
N	0	0 / 0%	0 / 0%	0 / 0%	0 / 0%	0 / 0%	0 / 0%	0 / 0%
S	***	0 / 0%	0 / 0%	0 / 0%	0 / 0%	0 / 0%	0 / 0%	0 / 0%
-TC	0	0 / 0%	0 / 0%	0 / 0%	0 / 0%	0 / 0%	0 / 0%	0 / 0%
-I	0	0 / 0%	0 / 0%	0 / 0%	0 / 0%	0 / 0%	0 / 0%	0 / 0%
	\$660	\$660 / 100.00%	\$660 / 100.00%	0 / 0%	0 / 0%	0 / 0%	0 / 0%	0 / 0%

813 - TEXAS COMMISSION ON THE ARTS - OTHER SERVICES UNADJUSTED GOAL IS 26%

T	\$58,934	0 / 0%	0 / 0%	0 / 0%	0 / 0%	0 / 0%	0 / 0%	0 / 0%
N	0	0 / 0%	0 / 0%	0 / 0%	0 / 0%	0 / 0%	0 / 0%	0 / 0%
S	***	0 / 0%	0 / 0%	0 / 0%	0 / 0%	0 / 0%	0 / 0%	0 / 0%
-TC	0	0 / 0%	0 / 0%	0 / 0%	0 / 0%	0 / 0%	0 / 0%	0 / 0%
-I	0	0 / 0%	0 / 0%	0 / 0%	0 / 0%	0 / 0%	0 / 0%	0 / 0%
	\$58,934	0 / 0%	0 / 0%	0 / 0%	0 / 0%	0 / 0%	0 / 0%	0 / 0%

813 - TEXAS COMMISSION ON THE ARTS - COMMODITY PURCHASING UNADJUSTED GOAL IS 21.1%

T	\$16,947	\$5,396 / 31.84%	0 / 0%	0 / 0%	\$386 / 2.28%	\$5,009 / 29.56%	0 / 0%	0 / 0%
N	0	0 / 0%	0 / 0%	0 / 0%	0 / 0%	0 / 0%	0 / 0%	0 / 0%
S	***	0 / 0%	0 / 0%	0 / 0%	0 / 0%	0 / 0%	0 / 0%	0 / 0%
-TC	0	0 / 0%	0 / 0%	0 / 0%	0 / 0%	0 / 0%	0 / 0%	0 / 0%
-I	0	0 / 0%	0 / 0%	0 / 0%	0 / 0%	0 / 0%	0 / 0%	0 / 0%
	\$16,947	\$5,396 / 31.84%	0 / 0%	0 / 0%	\$386 / 2.28%	\$5,009 / 29.56%	0 / 0%	0 / 0%

*** DOLLARS REPORTED BUT NOT SHOWN IN THESE COLUMNS. T=TREASURY, N=NON-TREASURY, S=SUBCONTRACTOR FUNDS & PROCUREMENT CARD HUB PURCHASES, TC=TERM CONTRACT, I= INTER GOVERNMENTAL



TEXAS HISTORICALLY UNDERUTILIZED BUSINESS (HUB) SEMI-ANNUAL REPORT RECEIVED FOR FISCAL YEAR 2024

SECTION VII - STATE AGENCY EXPENDITURE DATA

FUND TYPE	TOTAL EXPENDITURE	TOTAL SPENT WITH HUBS AMOUNT / %	BLACK AMOUNT / %	HISPANIC AMOUNT / %	WOMAN AMOUNT / %	ASIAN PACIFIC AMOUNT / %	NATIVE AMERICAN AMOUNT / %	SERVICE-DISABLED VETERAN AMOUNT / %
813 - TEXAS COMMISSION ON THE ARTS - Statewide Grand Total Expenditures								
T	\$76,540	\$6,056 / 7.91%	\$660 / 0.86%	0 / 0%	\$386 / 0.50%	\$5,009 / 6.54%	0 / 0%	0 / 0%
N	0	0 / 0%	0 / 0%	0 / 0%	0 / 0%	0 / 0%	0 / 0%	0 / 0%
S	***	0 / 0%	0 / 0%	0 / 0%	0 / 0%	0 / 0%	0 / 0%	0 / 0%
-TC	0	0 / 0%	0 / 0%	0 / 0%	0 / 0%	0 / 0%	0 / 0%	0 / 0%
-I	0	0 / 0%	0 / 0%	0 / 0%	0 / 0%	0 / 0%	0 / 0%	0 / 0%
	\$76,540	\$6,056 / 7.91%	\$660 / 0.86%	0 / 0%	\$386 / 0.50%	\$5,009 / 6.54%	0 / 0%	0 / 0%

*** DOLLARS REPORTED BUT NOT SHOWN IN THESE COLUMNS. T=TREASURY, N=NON-TREASURY, S=SUBCONTRACTOR FUNDS & PROCUREMENT CARD HUB PURCHASES, TC=TERM CONTRACT, I= INTER GOVERNMENTAL



TEXAS HISTORICALLY UNDERUTILIZED BUSINESS (HUB) SEMI-ANNUAL REPORT RECEIVED FOR FISCAL YEAR 2024

SECTION VII - STATE AGENCY EXPENDITURE DATA

FUND TYPE	TOTAL EXPENDITURE	TOTAL SPENT WITH HUBS AMOUNT / %	BLACK AMOUNT / %	HISPANIC AMOUNT / %	WOMAN AMOUNT / %	ASIAN PACIFIC AMOUNT / %	NATIVE AMERICAN AMOUNT / %	SERVICE-DISABLED VETERAN AMOUNT / %
-----------	-------------------	----------------------------------	------------------	---------------------	------------------	--------------------------	----------------------------	-------------------------------------

902 - COMPTROLLER / FISCAL - HEAVY CONSTRUCTION UNADJUSTED GOAL IS 11.2%

T	0	0 / 0%	0 / 0%	0 / 0%	0 / 0%	0 / 0%	0 / 0%	0 / 0%
N	0	0 / 0%	0 / 0%	0 / 0%	0 / 0%	0 / 0%	0 / 0%	0 / 0%
S	***	0 / 0%	0 / 0%	0 / 0%	0 / 0%	0 / 0%	0 / 0%	0 / 0%
-TC	0	0 / 0%	0 / 0%	0 / 0%	0 / 0%	0 / 0%	0 / 0%	0 / 0%
-I	0	0 / 0%	0 / 0%	0 / 0%	0 / 0%	0 / 0%	0 / 0%	0 / 0%
	0	0 / 0%	0 / 0%	0 / 0%	0 / 0%	0 / 0%	0 / 0%	0 / 0%

902 - COMPTROLLER / FISCAL - BUILDING CONSTRUCTION UNADJUSTED GOAL IS 21.1%

T	0	0 / 0%	0 / 0%	0 / 0%	0 / 0%	0 / 0%	0 / 0%	0 / 0%
N	0	0 / 0%	0 / 0%	0 / 0%	0 / 0%	0 / 0%	0 / 0%	0 / 0%
S	***	0 / 0%	0 / 0%	0 / 0%	0 / 0%	0 / 0%	0 / 0%	0 / 0%
-TC	0	0 / 0%	0 / 0%	0 / 0%	0 / 0%	0 / 0%	0 / 0%	0 / 0%
-I	0	0 / 0%	0 / 0%	0 / 0%	0 / 0%	0 / 0%	0 / 0%	0 / 0%
	0	0 / 0%	0 / 0%	0 / 0%	0 / 0%	0 / 0%	0 / 0%	0 / 0%

902 - COMPTROLLER / FISCAL - SPECIAL TRADE UNADJUSTED GOAL IS 32.9%

T	0	0 / 0%	0 / 0%	0 / 0%	0 / 0%	0 / 0%	0 / 0%	0 / 0%
N	0	0 / 0%	0 / 0%	0 / 0%	0 / 0%	0 / 0%	0 / 0%	0 / 0%
S	***	0 / 0%	0 / 0%	0 / 0%	0 / 0%	0 / 0%	0 / 0%	0 / 0%
-TC	0	0 / 0%	0 / 0%	0 / 0%	0 / 0%	0 / 0%	0 / 0%	0 / 0%
-I	0	0 / 0%	0 / 0%	0 / 0%	0 / 0%	0 / 0%	0 / 0%	0 / 0%
	0	0 / 0%	0 / 0%	0 / 0%	0 / 0%	0 / 0%	0 / 0%	0 / 0%

*** DOLLARS REPORTED BUT NOT SHOWN IN THESE COLUMNS. T=TREASURY, N=NON-TREASURY, S=SUBCONTRACTOR FUNDS & PROCUREMENT CARD HUB PURCHASES, TC=TERM CONTRACT, I= INTER GOVERNMENTAL



TEXAS HISTORICALLY UNDERUTILIZED BUSINESS (HUB) SEMI-ANNUAL REPORT RECEIVED FOR FISCAL YEAR 2024

SECTION VII - STATE AGENCY EXPENDITURE DATA

FUND TYPE	TOTAL EXPENDITURE	TOTAL SPENT WITH HUBS AMOUNT / %	BLACK AMOUNT / %	HISPANIC AMOUNT / %	WOMAN AMOUNT / %	ASIAN PACIFIC AMOUNT / %	NATIVE AMERICAN AMOUNT / %	SERVICE-DISABLED VETERAN AMOUNT / %
902 - COMPTROLLER / FISCAL - PROFESSIONAL SERVICES UNADJUSTED GOAL IS 23.7%								
T	\$4,562,576	\$50,000 / 1.10%	\$50,000 / 1.10%	0 / 0%	0 / 0%	0 / 0%	0 / 0%	0 / 0%
N	0	0 / 0%	0 / 0%	0 / 0%	0 / 0%	0 / 0%	0 / 0%	0 / 0%
S	***	0 / 0%	0 / 0%	0 / 0%	0 / 0%	0 / 0%	0 / 0%	0 / 0%
-TC	0	0 / 0%	0 / 0%	0 / 0%	0 / 0%	0 / 0%	0 / 0%	0 / 0%
-I	0	0 / 0%	0 / 0%	0 / 0%	0 / 0%	0 / 0%	0 / 0%	0 / 0%
	\$4,562,576	\$50,000 / 1.10%	\$50,000 / 1.10%	0 / 0%	0 / 0%	0 / 0%	0 / 0%	0 / 0%

902 - COMPTROLLER / FISCAL - OTHER SERVICES UNADJUSTED GOAL IS 26%								
T	\$2,636,968	\$1,076,240 / 40.81%	\$7,429 / 0.28%	0 / 0%	\$856,832 / 32.49%	\$211,978 / 8.04%	0 / 0%	0 / 0%
N	0	0 / 0%	0 / 0%	0 / 0%	0 / 0%	0 / 0%	0 / 0%	0 / 0%
S	***	0 / 0%	0 / 0%	0 / 0%	0 / 0%	0 / 0%	0 / 0%	0 / 0%
-TC	0	0 / 0%	0 / 0%	0 / 0%	0 / 0%	0 / 0%	0 / 0%	0 / 0%
-I	0	0 / 0%	0 / 0%	0 / 0%	0 / 0%	0 / 0%	0 / 0%	0 / 0%
	\$2,636,968	\$1,076,240 / 40.81%	\$7,429 / 0.28%	0 / 0%	\$856,832 / 32.49%	\$211,978 / 8.04%	0 / 0%	0 / 0%

902 - COMPTROLLER / FISCAL - COMMODITY PURCHASING UNADJUSTED GOAL IS 21.1%								
T	0	0 / 0%	0 / 0%	0 / 0%	0 / 0%	0 / 0%	0 / 0%	0 / 0%
N	0	0 / 0%	0 / 0%	0 / 0%	0 / 0%	0 / 0%	0 / 0%	0 / 0%
S	***	0 / 0%	0 / 0%	0 / 0%	0 / 0%	0 / 0%	0 / 0%	0 / 0%
-TC	0	0 / 0%	0 / 0%	0 / 0%	0 / 0%	0 / 0%	0 / 0%	0 / 0%
-I	0	0 / 0%	0 / 0%	0 / 0%	0 / 0%	0 / 0%	0 / 0%	0 / 0%
	0	0 / 0%	0 / 0%	0 / 0%	0 / 0%	0 / 0%	0 / 0%	0 / 0%

*** DOLLARS REPORTED BUT NOT SHOWN IN THESE COLUMNS. T=TREASURY, N=NON-TREASURY, S=SUBCONTRACTOR FUNDS & PROCUREMENT CARD HUB PURCHASES, TC=TERM CONTRACT, I= INTER GOVERNMENT



TEXAS HISTORICALLY UNDERUTILIZED BUSINESS (HUB) SEMI-ANNUAL REPORT RECEIVED FOR FISCAL YEAR 2024

SECTION VII - STATE AGENCY EXPENDITURE DATA

FUND TYPE	TOTAL EXPENDITURE	TOTAL SPENT WITH HUBS AMOUNT / %	BLACK AMOUNT / %	HISPANIC AMOUNT / %	WOMAN AMOUNT / %	ASIAN PACIFIC AMOUNT / %	NATIVE AMERICAN AMOUNT / %	SERVICE-DISABLED VETERAN AMOUNT / %
902 - COMPTROLLER / FISCAL - Statewide Grand Total Expenditures								
T	\$7,199,544	\$1,126,240 / 15.64%	\$57,429 / 0.80%	0 / 0%	\$856,832 / 11.90%	\$211,978 / 2.94%	0 / 0%	0 / 0%
N	0	0 / 0%	0 / 0%	0 / 0%	0 / 0%	0 / 0%	0 / 0%	0 / 0%
S	***	0 / 0%	0 / 0%	0 / 0%	0 / 0%	0 / 0%	0 / 0%	0 / 0%
-TC	0	0 / 0%	0 / 0%	0 / 0%	0 / 0%	0 / 0%	0 / 0%	0 / 0%
-I	0	0 / 0%	0 / 0%	0 / 0%	0 / 0%	0 / 0%	0 / 0%	0 / 0%
	\$7,199,544	\$1,126,240 / 15.64%	\$57,429 / 0.80%	0 / 0%	\$856,832 / 11.90%	\$211,978 / 2.94%	0 / 0%	0 / 0%

*** DOLLARS REPORTED BUT NOT SHOWN IN THESE COLUMNS. T=TREASURY, N=NON-TREASURY, S=SUBCONTRACTOR FUNDS & PROCUREMENT CARD HUB PURCHASES, TC=TERM CONTRACT, I= INTER GOVERNMENTAL



TEXAS HISTORICALLY UNDERUTILIZED BUSINESS (HUB) SEMI-ANNUAL REPORT RECEIVED FOR FISCAL YEAR 2024

SECTION VII - STATE AGENCY EXPENDITURE DATA

FUND TYPE	TOTAL EXPENDITURE	TOTAL SPENT WITH HUBS AMOUNT / %	BLACK AMOUNT / %	HISPANIC AMOUNT / %	WOMAN AMOUNT / %	ASIAN PACIFIC AMOUNT / %	NATIVE AMERICAN AMOUNT / %	SERVICE-DISABLED VETERAN AMOUNT / %
-----------	-------------------	----------------------------------	------------------	---------------------	------------------	--------------------------	----------------------------	-------------------------------------

907 - STATE ENERGY CONSERVATION OFFICE - HEAVY CONSTRUCTION UNADJUSTED GOAL IS 11.2%

T	0	0 / 0%	0 / 0%	0 / 0%	0 / 0%	0 / 0%	0 / 0%	0 / 0%
N	0	0 / 0%	0 / 0%	0 / 0%	0 / 0%	0 / 0%	0 / 0%	0 / 0%
S	***	0 / 0%	0 / 0%	0 / 0%	0 / 0%	0 / 0%	0 / 0%	0 / 0%
-TC	0	0 / 0%	0 / 0%	0 / 0%	0 / 0%	0 / 0%	0 / 0%	0 / 0%
-I	0	0 / 0%	0 / 0%	0 / 0%	0 / 0%	0 / 0%	0 / 0%	0 / 0%
	0	0 / 0%	0 / 0%	0 / 0%	0 / 0%	0 / 0%	0 / 0%	0 / 0%

907 - STATE ENERGY CONSERVATION OFFICE - BUILDING CONSTRUCTION UNADJUSTED GOAL IS 21.1%

T	0	0 / 0%	0 / 0%	0 / 0%	0 / 0%	0 / 0%	0 / 0%	0 / 0%
N	0	0 / 0%	0 / 0%	0 / 0%	0 / 0%	0 / 0%	0 / 0%	0 / 0%
S	***	0 / 0%	0 / 0%	0 / 0%	0 / 0%	0 / 0%	0 / 0%	0 / 0%
-TC	0	0 / 0%	0 / 0%	0 / 0%	0 / 0%	0 / 0%	0 / 0%	0 / 0%
-I	0	0 / 0%	0 / 0%	0 / 0%	0 / 0%	0 / 0%	0 / 0%	0 / 0%
	0	0 / 0%	0 / 0%	0 / 0%	0 / 0%	0 / 0%	0 / 0%	0 / 0%

907 - STATE ENERGY CONSERVATION OFFICE - SPECIAL TRADE UNADJUSTED GOAL IS 32.9%

T	0	0 / 0%	0 / 0%	0 / 0%	0 / 0%	0 / 0%	0 / 0%	0 / 0%
N	0	0 / 0%	0 / 0%	0 / 0%	0 / 0%	0 / 0%	0 / 0%	0 / 0%
S	***	0 / 0%	0 / 0%	0 / 0%	0 / 0%	0 / 0%	0 / 0%	0 / 0%
-TC	0	0 / 0%	0 / 0%	0 / 0%	0 / 0%	0 / 0%	0 / 0%	0 / 0%
-I	0	0 / 0%	0 / 0%	0 / 0%	0 / 0%	0 / 0%	0 / 0%	0 / 0%
	0	0 / 0%	0 / 0%	0 / 0%	0 / 0%	0 / 0%	0 / 0%	0 / 0%

*** DOLLARS REPORTED BUT NOT SHOWN IN THESE COLUMNS. T=TREASURY, N=NON-TREASURY, S=SUBCONTRACTOR FUNDS & PROCUREMENT CARD HUB PURCHASES, TC=TERM CONTRACT, I= INTER GOVERNMENTAL



TEXAS HISTORICALLY UNDERUTILIZED BUSINESS (HUB) SEMI-ANNUAL REPORT RECEIVED FOR FISCAL YEAR 2024

SECTION VII - STATE AGENCY EXPENDITURE DATA

FUND TYPE	TOTAL EXPENDITURE	TOTAL SPENT WITH HUBS AMOUNT / %	BLACK AMOUNT / %	HISPANIC AMOUNT / %	WOMAN AMOUNT / %	ASIAN PACIFIC AMOUNT / %	NATIVE AMERICAN AMOUNT / %	SERVICE-DISABLED VETERAN AMOUNT / %
-----------	-------------------	----------------------------------	------------------	---------------------	------------------	--------------------------	----------------------------	-------------------------------------

907 - STATE ENERGY CONSERVATION OFFICE - PROFESSIONAL SERVICES UNADJUSTED GOAL IS 23.7%

T	0	0 / 0%	0 / 0%	0 / 0%	0 / 0%	0 / 0%	0 / 0%	0 / 0%
N	0	0 / 0%	0 / 0%	0 / 0%	0 / 0%	0 / 0%	0 / 0%	0 / 0%
S	***	0 / 0%	0 / 0%	0 / 0%	0 / 0%	0 / 0%	0 / 0%	0 / 0%
-TC	0	0 / 0%	0 / 0%	0 / 0%	0 / 0%	0 / 0%	0 / 0%	0 / 0%
-I	0	0 / 0%	0 / 0%	0 / 0%	0 / 0%	0 / 0%	0 / 0%	0 / 0%
	0	0 / 0%	0 / 0%	0 / 0%	0 / 0%	0 / 0%	0 / 0%	0 / 0%

907 - STATE ENERGY CONSERVATION OFFICE - OTHER SERVICES UNADJUSTED GOAL IS 26%

T	\$858,385	\$140,374 / 16.35%	0 / 0%	0 / 0%	0 / 0%	\$140,374 / 16.35%	0 / 0%	0 / 0%
N	0	0 / 0%	0 / 0%	0 / 0%	0 / 0%	0 / 0%	0 / 0%	0 / 0%
S	***	0 / 0%	0 / 0%	0 / 0%	0 / 0%	0 / 0%	0 / 0%	0 / 0%
-TC	0	0 / 0%	0 / 0%	0 / 0%	0 / 0%	0 / 0%	0 / 0%	0 / 0%
-I	0	0 / 0%	0 / 0%	0 / 0%	0 / 0%	0 / 0%	0 / 0%	0 / 0%
	\$858,385	\$140,374 / 16.35%	0 / 0%	0 / 0%	0 / 0%	\$140,374 / 16.35%	0 / 0%	0 / 0%

907 - STATE ENERGY CONSERVATION OFFICE - COMMODITY PURCHASING UNADJUSTED GOAL IS 21.1%

T	\$4,286	0 / 0%	0 / 0%	0 / 0%	0 / 0%	0 / 0%	0 / 0%	0 / 0%
N	0	0 / 0%	0 / 0%	0 / 0%	0 / 0%	0 / 0%	0 / 0%	0 / 0%
S	***	0 / 0%	0 / 0%	0 / 0%	0 / 0%	0 / 0%	0 / 0%	0 / 0%
-TC	0	0 / 0%	0 / 0%	0 / 0%	0 / 0%	0 / 0%	0 / 0%	0 / 0%
-I	0	0 / 0%	0 / 0%	0 / 0%	0 / 0%	0 / 0%	0 / 0%	0 / 0%
	\$4,286	0 / 0%	0 / 0%	0 / 0%	0 / 0%	0 / 0%	0 / 0%	0 / 0%

*** DOLLARS REPORTED BUT NOT SHOWN IN THESE COLUMNS. T=TREASURY, N=NON-TREASURY, S=SUBCONTRACTOR FUNDS & PROCUREMENT CARD HUB PURCHASES, TC=TERM CONTRACT, I= INTER GOVERNMENT



TEXAS HISTORICALLY UNDERUTILIZED BUSINESS (HUB) SEMI-ANNUAL REPORT RECEIVED FOR FISCAL YEAR 2024

SECTION VII - STATE AGENCY EXPENDITURE DATA

FUND TYPE	TOTAL EXPENDITURE	TOTAL SPENT WITH HUBS AMOUNT / %	BLACK AMOUNT / %	HISPANIC AMOUNT / %	WOMAN AMOUNT / %	ASIAN PACIFIC AMOUNT / %	NATIVE AMERICAN AMOUNT / %	SERVICE-DISABLED VETERAN AMOUNT / %
907 - STATE ENERGY CONSERVATION OFFICE - Statewide Grand Total Expenditures								
T	\$862,671	\$140,374 / 16.27%	0 / 0%	0 / 0%	0 / 0%	\$140,374 / 16.27%	0 / 0%	0 / 0%
N	0	0 / 0%	0 / 0%	0 / 0%	0 / 0%	0 / 0%	0 / 0%	0 / 0%
S	***	0 / 0%	0 / 0%	0 / 0%	0 / 0%	0 / 0%	0 / 0%	0 / 0%
-TC	0	0 / 0%	0 / 0%	0 / 0%	0 / 0%	0 / 0%	0 / 0%	0 / 0%
-I	0	0 / 0%	0 / 0%	0 / 0%	0 / 0%	0 / 0%	0 / 0%	0 / 0%
	\$862,671	\$140,374 / 16.27%	0 / 0%	0 / 0%	0 / 0%	\$140,374 / 16.27%	0 / 0%	0 / 0%

*** DOLLARS REPORTED BUT NOT SHOWN IN THESE COLUMNS. T=TREASURY, N=NON-TREASURY, S=SUBCONTRACTOR FUNDS & PROCUREMENT CARD HUB PURCHASES, TC=TERM CONTRACT, I= INTER GOVERNMENTAL



TEXAS HISTORICALLY UNDERUTILIZED BUSINESS (HUB) SEMI-ANNUAL REPORT RECEIVED FOR FISCAL YEAR 2024

SECTION VII - STATE AGENCY EXPENDITURE DATA

FUND TYPE	TOTAL EXPENDITURE	TOTAL SPENT WITH HUBS AMOUNT / %	BLACK AMOUNT / %	HISPANIC AMOUNT / %	WOMAN AMOUNT / %	ASIAN PACIFIC AMOUNT / %	NATIVE AMERICAN AMOUNT / %	SERVICE-DISABLED VETERAN AMOUNT / %
-----------	-------------------	----------------------------------	------------------	---------------------	------------------	--------------------------	----------------------------	-------------------------------------

908 - TEXAS BULLION DEPOSITORY (PT OF 902) - HEAVY CONSTRUCTION UNADJUSTED GOAL IS 11.2%

T	0	0 / 0%	0 / 0%	0 / 0%	0 / 0%	0 / 0%	0 / 0%	0 / 0%
N	0	0 / 0%	0 / 0%	0 / 0%	0 / 0%	0 / 0%	0 / 0%	0 / 0%
S	***	0 / 0%	0 / 0%	0 / 0%	0 / 0%	0 / 0%	0 / 0%	0 / 0%
-TC	0	0 / 0%	0 / 0%	0 / 0%	0 / 0%	0 / 0%	0 / 0%	0 / 0%
-I	0	0 / 0%	0 / 0%	0 / 0%	0 / 0%	0 / 0%	0 / 0%	0 / 0%
	0	0 / 0%	0 / 0%	0 / 0%	0 / 0%	0 / 0%	0 / 0%	0 / 0%

908 - TEXAS BULLION DEPOSITORY (PT OF 902) - BUILDING CONSTRUCTION UNADJUSTED GOAL IS 21.1%

T	0	0 / 0%	0 / 0%	0 / 0%	0 / 0%	0 / 0%	0 / 0%	0 / 0%
N	0	0 / 0%	0 / 0%	0 / 0%	0 / 0%	0 / 0%	0 / 0%	0 / 0%
S	***	0 / 0%	0 / 0%	0 / 0%	0 / 0%	0 / 0%	0 / 0%	0 / 0%
-TC	0	0 / 0%	0 / 0%	0 / 0%	0 / 0%	0 / 0%	0 / 0%	0 / 0%
-I	0	0 / 0%	0 / 0%	0 / 0%	0 / 0%	0 / 0%	0 / 0%	0 / 0%
	0	0 / 0%	0 / 0%	0 / 0%	0 / 0%	0 / 0%	0 / 0%	0 / 0%

908 - TEXAS BULLION DEPOSITORY (PT OF 902) - SPECIAL TRADE UNADJUSTED GOAL IS 32.9%

T	0	0 / 0%	0 / 0%	0 / 0%	0 / 0%	0 / 0%	0 / 0%	0 / 0%
N	0	0 / 0%	0 / 0%	0 / 0%	0 / 0%	0 / 0%	0 / 0%	0 / 0%
S	***	0 / 0%	0 / 0%	0 / 0%	0 / 0%	0 / 0%	0 / 0%	0 / 0%
-TC	0	0 / 0%	0 / 0%	0 / 0%	0 / 0%	0 / 0%	0 / 0%	0 / 0%
-I	0	0 / 0%	0 / 0%	0 / 0%	0 / 0%	0 / 0%	0 / 0%	0 / 0%
	0	0 / 0%	0 / 0%	0 / 0%	0 / 0%	0 / 0%	0 / 0%	0 / 0%

*** DOLLARS REPORTED BUT NOT SHOWN IN THESE COLUMNS. T=TREASURY, N=NON-TREASURY, S=SUBCONTRACTOR FUNDS & PROCUREMENT CARD HUB PURCHASES, TC=TERM CONTRACT, I= INTER GOVERNMENTAL



TEXAS HISTORICALLY UNDERUTILIZED BUSINESS (HUB) SEMI-ANNUAL REPORT RECEIVED FOR FISCAL YEAR 2024

SECTION VII - STATE AGENCY EXPENDITURE DATA

FUND TYPE	TOTAL EXPENDITURE	TOTAL SPENT WITH HUBS AMOUNT / %	BLACK AMOUNT / %	HISPANIC AMOUNT / %	WOMAN AMOUNT / %	ASIAN PACIFIC AMOUNT / %	NATIVE AMERICAN AMOUNT / %	SERVICE-DISABLED VETERAN AMOUNT / %
-----------	-------------------	----------------------------------	------------------	---------------------	------------------	--------------------------	----------------------------	-------------------------------------

908 - TEXAS BULLION DEPOSITORY (PT OF 902) - PROFESSIONAL SERVICES UNADJUSTED GOAL IS 23.7%

T	0	0 / 0%	0 / 0%	0 / 0%	0 / 0%	0 / 0%	0 / 0%	0 / 0%
N	0	0 / 0%	0 / 0%	0 / 0%	0 / 0%	0 / 0%	0 / 0%	0 / 0%
S	***	0 / 0%	0 / 0%	0 / 0%	0 / 0%	0 / 0%	0 / 0%	0 / 0%
-TC	0	0 / 0%	0 / 0%	0 / 0%	0 / 0%	0 / 0%	0 / 0%	0 / 0%
-I	0	0 / 0%	0 / 0%	0 / 0%	0 / 0%	0 / 0%	0 / 0%	0 / 0%
	0	0 / 0%	0 / 0%	0 / 0%	0 / 0%	0 / 0%	0 / 0%	0 / 0%

908 - TEXAS BULLION DEPOSITORY (PT OF 902) - OTHER SERVICES UNADJUSTED GOAL IS 26%

T	\$515,472	0 / 0%	0 / 0%	0 / 0%	0 / 0%	0 / 0%	0 / 0%	0 / 0%
N	0	0 / 0%	0 / 0%	0 / 0%	0 / 0%	0 / 0%	0 / 0%	0 / 0%
S	***	0 / 0%	0 / 0%	0 / 0%	0 / 0%	0 / 0%	0 / 0%	0 / 0%
-TC	0	0 / 0%	0 / 0%	0 / 0%	0 / 0%	0 / 0%	0 / 0%	0 / 0%
-I	0	0 / 0%	0 / 0%	0 / 0%	0 / 0%	0 / 0%	0 / 0%	0 / 0%
	\$515,472	0 / 0%	0 / 0%	0 / 0%	0 / 0%	0 / 0%	0 / 0%	0 / 0%

908 - TEXAS BULLION DEPOSITORY (PT OF 902) - COMMODITY PURCHASING UNADJUSTED GOAL IS 21.1%

T	0	0 / 0%	0 / 0%	0 / 0%	0 / 0%	0 / 0%	0 / 0%	0 / 0%
N	0	0 / 0%	0 / 0%	0 / 0%	0 / 0%	0 / 0%	0 / 0%	0 / 0%
S	***	0 / 0%	0 / 0%	0 / 0%	0 / 0%	0 / 0%	0 / 0%	0 / 0%
-TC	0	0 / 0%	0 / 0%	0 / 0%	0 / 0%	0 / 0%	0 / 0%	0 / 0%
-I	0	0 / 0%	0 / 0%	0 / 0%	0 / 0%	0 / 0%	0 / 0%	0 / 0%
	0	0 / 0%	0 / 0%	0 / 0%	0 / 0%	0 / 0%	0 / 0%	0 / 0%

*** DOLLARS REPORTED BUT NOT SHOWN IN THESE COLUMNS. T=TREASURY, N=NON-TREASURY, S=SUBCONTRACTOR FUNDS & PROCUREMENT CARD HUB PURCHASES, TC=TERM CONTRACT, I= INTER GOVERNMENT



TEXAS HISTORICALLY UNDERUTILIZED BUSINESS (HUB) SEMI-ANNUAL REPORT RECEIVED FOR FISCAL YEAR 2024

SECTION VII - STATE AGENCY EXPENDITURE DATA

FUND TYPE	TOTAL EXPENDITURE	TOTAL SPENT WITH HUBS AMOUNT / %	BLACK AMOUNT / %	HISPANIC AMOUNT / %	WOMAN AMOUNT / %	ASIAN PACIFIC AMOUNT / %	NATIVE AMERICAN AMOUNT / %	SERVICE-DISABLED VETERAN AMOUNT / %
908 - TEXAS BULLION DEPOSITORY (PT OF 902) - Statewide Grand Total Expenditures								
T	\$515,472	0 / 0%	0 / 0%	0 / 0%	0 / 0%	0 / 0%	0 / 0%	0 / 0%
N	0	0 / 0%	0 / 0%	0 / 0%	0 / 0%	0 / 0%	0 / 0%	0 / 0%
S	***	0 / 0%	0 / 0%	0 / 0%	0 / 0%	0 / 0%	0 / 0%	0 / 0%
-TC	0	0 / 0%	0 / 0%	0 / 0%	0 / 0%	0 / 0%	0 / 0%	0 / 0%
-I	0	0 / 0%	0 / 0%	0 / 0%	0 / 0%	0 / 0%	0 / 0%	0 / 0%
	\$515,472	0 / 0%	0 / 0%	0 / 0%	0 / 0%	0 / 0%	0 / 0%	0 / 0%

*** DOLLARS REPORTED BUT NOT SHOWN IN THESE COLUMNS. T=TREASURY, N=NON-TREASURY, S=SUBCONTRACTOR FUNDS & PROCUREMENT CARD HUB PURCHASES, TC=TERM CONTRACT, I= INTER GOVERNMENTAL

SECTION VIII - STATE AGENCY SUPPLEMENTAL REPORTS

- **NUMBER OF BUSINESSES PARTICIPATING IN STATE BOND ISSUANCES**



FISCAL YEAR 2024 SEMI-ANNUAL HUB REPORT

TOTAL NUMBER OF BUSINESSES PARTICIPATING IN STATE BOND ISSUANCES

AGENCY #	AGENCY NAME	AS		BL		HI		AI		WO	DV	HUB TOTAL	NON HUB	GRAND TOTAL*
		M	F	M	F	M	F	M	F	F	M			
347	TEXAS PUBLIC FINANCE AUTHORITY	0	0	0	0	0	0	0	0	0	0	0	11	11
515	TEXAS STATE BOARD OF PHARMACY	0	0	0	0	0	0	0	0	0	0	0	104	104
734	LAMAR UNIVERSITY - BEAUMONT	0	0	0	0	6	0	0	0	0	0	6	0	6
TOTAL BOND ISSUANCES:													121	

**Total number of Bond Issuances to HUBs and Non-HUBs*

Per Texas Gov't Code, Chapter 1232, the Texas Public Finance Authority (TPFA) has the exclusive authority to act on behalf of other entities (client agencies) issuing bonds on their behalf. A list of the client agencies the TPFA is authorized to issue bonds on their behalf is available on TPFA's website at <http://www.tpfa.state.tx.us/bonds>

Legend: AS = Asian Pacific American; BL = Black American; HI = Hispanic American; AI = Native American; WO = American Woman; DV = Service-Disabled Veteran

- **NUMBER OF BIDS AND/OR PROPOSALS RECEIVED**



FISCAL YEAR 2024 SEMI-ANNUAL HUB REPORT

TOTAL NUMBER OF HUB BIDS/PROPOSALS RECEIVED

AGENCY #	AGENCY NAME	AS		BL		HI		AI		WO	DV	HUB TOTAL	NON-HUB TOTAL	GRAND TOTAL*
		M	F	M	F	M	F	M	F	F	M			
221	FIRST COURT OF APPEALS	0	0	0	0	0	0	0	0	0	0	0	4	4
227	COURT OF APPEALS - SEVENTH COURT	0	0	0	0	0	0	0	0	0	0	0	0	0
228	COURT OF APPEALS - EIGHTH COURT	0	0	4	0	1	1	0	0	0	0	6	1	7
230	COURT OF APPEALS - TENTH COURT	0	0	2	0	0	1	0	0	0	0	3	10	13
231	COURT OF APPEALS - ELEVENTH COURT	0	0	0	0	0	0	0	0	2	0	2	0	2
234	COURT OF APPEALS -FOURTEENTH COURT	0	0	0	0	0	0	0	0	0	0	0	5	5
302	OFFICE OF THE ATTORNEY GENERAL	50	50	3	3	5	14	4	0	183	0	312	0	312
303	TEXAS FACILITIES COMMISSION	13	4	61	29	103	72	30	0	70	16	398	1,488	1,886
304	COMPTROLLER OF PUBLIC ACCOUNTS	21	15	6	3	14	12	1	1	26	1	100	172	272
305	GENERAL LAND OFFICE	9	13	5	13	11	0	0	0	147	2	200	64	264
306	TEXAS STATE LIBRARY & ARCHIVES COMM	1	0	1	3	1	1	0	0	28	0	35	271	306
307	SECRETARY OF STATE	12	16	1	0	11	11	0	0	48	0	99	153	252
308	STATE AUDITOR'S OFFICE	0	4	3	0	2	6	0	0	44	4	63	331	394
312	STATE SECURITIES BOARD	1	2	2	0	0	0	0	0	16	1	22	89	111
313	DEPARTMENT OF INFORMATION RESOURCES	7	21	11	4	5	4	0	0	55	0	107	39	146
320	TEXAS WORKFORCE COMMISSION	15	27	149	127	3	7	0	1	280	0	609	234	843
323	TEACHER RETIREMENT SYSTEM OF TEXAS	10	9	3	5	3	4	0	0	35	0	69	58	127
329	REAL ESTATE COMMISSION	1	6	4	3	4	1	0	0	15	0	34	179	213
332	TX DEPT OF HOUSING & COMM AFFAIRS	0	15	2	3	1	6	0	0	95	0	122	279	401
347	TEXAS PUBLIC FINANCE AUTHORITY	0	3	1	2	2	1	0	0	7	0	16	33	49

*Total number of Bids/Proposals Received from HUBs and Non-HUBs.



FISCAL YEAR 2024 SEMI-ANNUAL HUB REPORT

TOTAL NUMBER OF HUB BIDS/PROPOSALS RECEIVED

AGENCY #	AGENCY NAME	AS		BL		HI		AI		WO	DV	HUB TOTAL	NON-HUB TOTAL	GRAND TOTAL*
		M	F	M	F	M	F	M	F	F	M			
360	STATE OFC OF ADMINISTRATIVE HEARINGS	1	2	2	1	2	2	0	0	16	0	26	87	113
362	TEXAS LOTTERY COMMISSION	1	13	0	0	6	2	0	0	52	0	74	101	175
401	TEXAS MILITARY DEPARTMENT	77	35	4	7	449	182	5	3	744	0	1,506	2,102	3,608
405	DEPARTMENT OF PUBLIC SAFETY	1	12	8	11	10	13	0	1	37	8	101	261	362
409	COMMISSION ON JAIL STANDARDS	0	1	0	0	0	1	0	0	6	0	8	21	29
448	OFFICE OF INJURED EMPLOYEE COUNSEL	1	4	0	1	0	0	0	0	4	0	10	26	36
451	DEPARTMENT OF BANKING	0	12	0	0	3	3	0	0	9	0	27	67	94
452	TX DEPT OF LICENSING & REGULATION	6	6	1	3	2	1	0	0	17	0	36	163	199
454	TEXAS DEPARTMENT OF INSURANCE	22	41	1	14	4	1	4	0	55	0	142	605	747
455	RAILROAD COMMISSION OF TEXAS	0	0	0	0	1	0	0	0	2	0	3	45	48
457	STATE BOARD OF PUBLIC ACCOUNTANCY	1	2	4	0	5	2	0	0	18	0	32	65	97
458	ALCOHOLIC BEVERAGE COMMISSION	2	0	1	0	0	1	0	0	2	0	6	0	6
460	TEXAS BD OF PROF ENGINEERS & LAND SU	0	1	1	0	1	2	0	0	7	0	12	0	12
473	PUBLIC UTILITY COMMISSION OF TEXAS	0	0	0	0	0	0	0	0	9	0	9	0	9
475	OFFICE OF PUBLIC UTILITY COUNSEL	0	0	0	0	0	0	0	0	0	0	0	15	15
477	COMM/STATE EMERGENCY COMMUNICATION	0	1	0	0	1	1	0	0	4	2	9	55	64
479	STATE OFFICE OF RISK MANAGEMENT	1	0	1	0	0	0	0	0	0	0	2	0	2
503	TEXAS MEDICAL BOARD	0	0	0	0	0	0	0	0	0	0	0	0	0
506	UT MD ANDERSON CANCER CENTER	24	53	7	12	74	41	2	1	1,866	1	2,081	49,415	51,496
510	TEXAS BEHAVIORAL HEALTH EXECUTIVE CO	0	4	0	0	0	0	0	0	3	0	7	17	24

*Total number of Bids/Proposals Received from HUBs and Non-HUBs.



FISCAL YEAR 2024 SEMI-ANNUAL HUB REPORT

TOTAL NUMBER OF HUB BIDS/PROPOSALS RECEIVED

AGENCY #	AGENCY NAME	AS		BL		HI		AI		WO	DV	HUB TOTAL	NON-HUB TOTAL	GRAND TOTAL*
		M	F	M	F	M	F	M	F	F	M			
515	TEXAS STATE BOARD OF PHARMACY	1	2	0	0	0	1	0	0	6	0	10	104	114
529	HEALTH & HUMAN SERVICES COMMISSION	34	33	83	17	56	55	5	0	296	14	593	2,794	3,387
530	DEPT FAMILY AND PROTECTIVE SERVICES	12	12	4	11	6	2	2	0	26	1	76	1,093	1,169
533	EXEC CNCL OF PHYSICAL & OCC THERAPY	0	0	0	0	0	0	0	0	0	0	0	0	0
537	DEPARTMENT OF STATE HEALTH SERVICES	16	8	10	5	15	8	0	0	53	2	117	425	542
551	DEPARTMENT OF AGRICULTURE	11	9	3	6	4	4	1	0	24	1	63	63	126
554	TEXAS ANIMAL HEALTH COMMISSION	5	9	5	0	4	25	1	0	32	0	81	282	363
555	TEXAS A&M AGRILIFE EXTENSION SERVICE	1	2	2	0	9	1	1	0	3	0	19	47	66
556	TEXAS A&M AGRILIFE RESEARCH	0	0	3	1	1	4	0	0	7	0	16	201	217
557	TX A&M VETERINARY MED DIAGNOSTIC LAB	0	0	2	0	0	0	0	0	0	0	2	22	24
575	TEXAS DIVISION OF EMERGENCY MANAGEME	0	2	5	1	2	0	0	0	14	0	24	247	271
576	TEXAS A&M FOREST SERVICE	2	19	176	7	25	4	0	0	815	11	1,059	5,283	6,342
580	TEXAS WATER DEVELOPMENT BOARD	2	0	1	0	5	0	0	0	8	0	16	0	16
582	TEXAS COMM ON ENVIRONMENTAL QUALITY	56	33	28	8	26	11	2	1	58	6	229	0	229
592	SOIL & WATER CONSERVATION BOARD	10	1	0	0	0	0	0	0	12	0	23	57	80
601	TEXAS DEPARTMENT OF TRANSPORTATION	258	109	56	84	412	80	10	7	742	17	1,775	20,151	21,926
608	TEXAS DEPARTMENT OF MOTOR VEHICLES	0	11	11	10	16	1	1	0	47	0	97	814	911
644	TEXAS JUVENILE JUSTICE DEPT	31	6	9	2	21	5	0	0	576	0	650	2,882	3,532
696	TEXAS DEPT OF CRIMINAL JUSTICE	113	29	121	156	169	71	25	2	3,743	131	4,560	11,567	16,127
709	TEXAS A&M HEALTH SCIENCE CENTER	24	30	3	1,254	1,451	1,298	0	0	324	2	4,386	18,934	23,320

*Total number of Bids/Proposals Received from HUBs and Non-HUBs.



FISCAL YEAR 2024 SEMI-ANNUAL HUB REPORT

TOTAL NUMBER OF HUB BIDS/PROPOSALS RECEIVED

AGENCY #	AGENCY NAME	AS		BL		HI		AI		WO	DV	HUB TOTAL	NON-HUB TOTAL	GRAND TOTAL*
		M	F	M	F	M	F	M	F	F	M			
711	TEXAS A & M UNIVERSITY (MAIN UNIV)	29	58	3,575	40	3,177	1,416	0	1	1,622	81	9,999	50,947	60,946
712	TEXAS A&M ENGINEERING EXPERIMENT STA	10	4	343	1	79	298	0	0	80	0	815	217	1,032
713	TARLETON STATE UNIVERSITY	3	11	506	0	3	31	3	11	105	0	673	873	1,546
714	UNIVERSITY OF TEXAS AT ARLINGTON	2	1	13	3	2	6	1	0	23	1	52	340	392
716	TEXAS A&M ENGINEERING EXTENSION SERV	1	3	61	6	33	15	0	0	387	8	514	1,536	2,050
718	TEXAS A & M UNIVERSITY AT GALVESTON	25	0	109	0	293	8	0	0	132	0	567	2,543	3,110
719	TEXAS STATE TECHNICAL COLLEGE	4	5	71	3	11	2	1	1	96	19	213	2,691	2,904
720	UNIVERSITY OF TEXAS SYSTEM	0	2	7	2	3	4	0	0	7	1	26	154	180
721	UNIVERSITY OF TEXAS AT AUSTIN	28	17	44	3	165	290	3	0	421	7	978	21,215	22,193
723	UNIVERSITY OF TEXAS MEDICAL BRANCH	0	0	0	0	2	1	0	0	0	0	3	23	26
724	UNIVERSITY OF TEXAS AT EL PASO	38	0	8	0	3,917	2,484	1	0	431	1	6,880	4,403	11,283
727	TEXAS A&M TRANSPORTATION INSTITUTE	3	4	59	63	72	5	3	0	61	1	271	90	361
729	UT SOUTHWESTERN MEDICAL CENTER	8	3	10	4	13	2	2	0	6	0	48	193	241
730	UNIVERSITY OF HOUSTON	2	1	2	1	10	0	1	0	26	0	43	148	191
731	TEXAS WOMAN'S UNIVERSITY	0	0	1	0	0	1	0	0	0	0	2	0	2
733	TEXAS TECH UNIVERSITY	70	63	4,407	51	81	2,386	31	1	674	0	7,764	13,232	20,996
734	LAMAR UNIVERSITY - BEAUMONT	0	0	0	0	1	0	0	0	1	0	2	1	3
735	MIDWESTERN STATE UNIVERSITY	0	1	3	22	2	1	0	0	42	3	74	530	604
737	ANGELO STATE UNIVERSITY	39	80	88	30	21	11	0	0	354	0	623	2,054	2,677
738	UNIVERSITY OF TEXAS AT DALLAS	2	0	9	8	10	4	4	0	17	4	58	0	58

*Total number of Bids/Proposals Received from HUBs and Non-HUBs.



FISCAL YEAR 2024 SEMI-ANNUAL HUB REPORT

TOTAL NUMBER OF HUB BIDS/PROPOSALS RECEIVED

AGENCY #	AGENCY NAME	AS		BL		HI		AI		WO	DV	HUB TOTAL	NON-HUB TOTAL	GRAND TOTAL*
		M	F	M	F	M	F	M	F	F	M			
739	TX TECH UNIV HEALTH SCIENCES CENTER	3	1	5	0	2	0	0	0	6	1	18	99	117
743	UNIVERSITY OF TEXAS AT SAN ANTONIO	42	10	1,199	175	396	2,908	12	34	3,822	9	8,607	2,987	11,594
744	UT HEALTH SCIENCE CENTER - HOUSTON	6	2	6	1	8	3	0	0	1	0	27	33	60
745	UT HEALTH SCIENCE CENTER-SAN ANTONIO	4	238	129	1	97	6,734	6	0	868	29	8,106	15,851	23,957
746	UT RIO GRANDE VALLEY	64	247	1,593	1	246	959	0	0	492	6	3,608	6,158	9,766
749	TEXAS A&M UNIVERSITY - SAN ANTONIO	3	0	278	1	23	61	0	0	82	0	448	1,788	2,236
750	UNIVERSITY OF TEXAS AT TYLER	70	2	274	0	32	431	0	0	311	0	1,120	1,620	2,740
751	TEXAS A & M UNIVERSITY - COMMERCE	0	18	77	0	3	17	15	0	53	1	184	1,736	1,920
754	TEXAS STATE UNIVERSITY	3	0	1	1	14	1	0	0	7	0	27	266	293
755	STEPHEN F AUSTIN STATE UNIVERSITY	20	4	23	1	20	9	3	0	61	0	141	893	1,034
758	TEXAS STATE UNIVERSITY SYSTEM	0	0	36	0	2	2	0	0	2	1	43	97	140
759	UNIVERSITY OF HOUSTON - CLEAR LAKE	0	0	0	0	0	0	0	0	0	0	0	1	1
760	TEXAS A & M UNIV - CORPUS CHRISTI	3	9	513	7	18	122	0	0	91	0	763	1,259	2,022
761	TEXAS A & M INTERNATIONAL UNIVERSITY	9	17	71	7	25	59	1	2	61	5	257	465	722
765	UNIVERSITY OF HOUSTON-VICTORIA	2	1	0	0	0	6	0	0	1	0	10	12	22
770	TEXAS A&M UNIVERSITY - CENTRAL TEXAS	0	1	3	1	0	0	0	0	4	0	9	26	35
774	TEXAS TECH HSC - EL PASO	0	0	0	0	0	0	0	0	0	0	0	4	4
781	TX HIGHER EDUCATION COORD BOARD	28	16	1	0	5	5	0	0	22	0	77	0	77
785	UNIV OF TEXAS HEALTH CENTER AT TYLER	0	98	11	17	1	952	0	0	160	0	1,239	6,539	7,778
787	LAMAR STATE COLLEGE - ORANGE	0	0	0	0	0	0	0	0	1	0	1	2	3

*Total number of Bids/Proposals Received from HUBs and Non-HUBs.



FISCAL YEAR 2024 SEMI-ANNUAL HUB REPORT

TOTAL NUMBER OF HUB BIDS/PROPOSALS RECEIVED

AGENCY #	AGENCY NAME	AS		BL		HI		AI		WO	DV	HUB TOTAL	NON-HUB TOTAL	GRAND TOTAL*
		M	F	M	F	M	F	M	F	F	M			
788	LAMAR STATE COLLEGE - PORT ARTHUR	0	0	0	0	0	0	0	0	0	0	0	2	2
789	LAMAR INSTITUTE OF TECHNOLOGY	1	0	0	0	1	0	0	0	5	0	7	19	26
802	PARKS AND WILDLIFE DEPARTMENT	11	24	28	5	49	183	16	0	285	2	603	1,692	2,295
808	TEXAS HISTORICAL COMMISSION	8	15	58	3	7	1	0	0	87	1	180	1,679	1,859
809	STATE PRESERVATION BOARD	31	20	45	11	102	24	6	1	167	10	417	0	417

*Total number of Bids/Proposals Received from HUBs and Non-HUBs.

- **NUMBER OF CONTRACTS AWARDED**



FISCAL YEAR 2024 SEMI-ANNUAL HUB REPORT

TOTAL NUMBER OF COMPETITIVE AND NON-COMPETITIVE CONTRACTS AWARDED

AGENCY #	AGENCY NAME	AS		BL		HI		AI		WO	DV	HUB TOTAL	NON HUB	GRAND TOTAL
		M	F	M	F	M	F	M	F	F	M			
221	FIRST COURT OF APPEALS	0	0	0	0	0	0	0	0	0	0	0	0	0
	Non-Competitive Contracts**	0	0	0	0	0	0	0	0	0	0	0	0	
227	COURT OF APPEALS - SEVENTH COURT	0	0	0	0	0	0	0	0	0	0	0	0	0
	Non-Competitive Contracts**	0	0	0	0	0	0	0	0	0	0	0	0	
228	COURT OF APPEALS - EIGHTH COURT	0	0	0	0	0	0	0	0	0	0	0	1	7
	Non-Competitive Contracts**	0	0	4	0	1	1	0	0	0	0	6	0	
230	COURT OF APPEALS - TENTH COURT	0	0	0	0	0	1	0	0	0	0	1	1	5
	Non-Competitive Contracts**	0	0	2	0	0	0	0	0	0	0	2	1	
231	COURT OF APPEALS - ELEVENTH COURT	0	0	0	0	0	0	0	0	0	0	0	0	1
	Non-Competitive Contracts**	0	0	0	0	0	0	0	0	1	0	1	0	
234	COURT OF APPEALS -FOURTEENTH COURT	0	0	0	0	0	0	0	0	0	0	0	0	0
	Non-Competitive Contracts**	0	0	0	0	0	0	0	0	0	0	0	0	
302	OFFICE OF THE ATTORNEY GENERAL	1	0	1	0	0	3	0	0	3	0	8	0	204
	Non-Competitive Contracts**	9	19	0	0	1	11	0	0	156	0	196	0	
303	TEXAS FACILITIES COMMISSION	3	3	31	14	24	3	1	0	21	5	105	142	1,789
	Non-Competitive Contracts**	10	1	30	15	79	8	1	0	49	3	196	1,346	
304	COMPTROLLER OF PUBLIC ACCOUNTS	0	3	1	0	9	0	0	0	11	0	24	87	148
	Non-Competitive Contracts**	0	0	2	0	0	0	0	0	9	1	12	25	
305	GENERAL LAND OFFICE	9	13	5	13	11	0	0	0	147	2	200	0	200
	Non-Competitive Contracts**	0	0	0	0	0	0	0	0	0	0	0	0	

*Total number of Competitive and Non-Competitive Contracts awarded to HUBs and Non-HUBs.

**Non-Competitive contracts include contracts \$5,000 or less.



FISCAL YEAR 2024 SEMI-ANNUAL HUB REPORT

TOTAL NUMBER OF COMPETITIVE AND NON-COMPETITIVE CONTRACTS AWARDED

AGENCY #	AGENCY NAME	AS		BL		HI		AI		WO	DV	HUB TOTAL	NON HUB	GRAND TOTAL
		M	F	M	F	M	F	M	F	F	M			
306	TEXAS STATE LIBRARY & ARCHIVES COMM	0	0	0	0	0	0	0	0	0	0	0	4	271
	Non-Competitive Contracts**	1	0	0	3	0	1	0	0	28	0	33	234	
307	SECRETARY OF STATE	4	16	1	0	6	1	0	0	38	0	66	138	216
	Non-Competitive Contracts**	0	0	0	0	0	0	0	0	1	0	1	11	
308	STATE AUDITOR'S OFFICE	0	0	0	0	2	0	0	0	9	0	11	22	158
	Non-Competitive Contracts**	0	4	0	0	0	0	0	0	7	0	11	114	
312	STATE SECURITIES BOARD	0	0	0	0	0	0	0	0	1	0	1	0	22
	Non-Competitive Contracts**	1	2	2	0	0	0	0	0	15	1	21	0	
313	DEPARTMENT OF INFORMATION RESOURCES	1	2	1	0	0	0	0	0	0	0	4	7	69
	Non-Competitive Contracts**	1	6	2	1	0	0	0	0	16	0	26	32	
320	TEXAS WORKFORCE COMMISSION	0	1	1	0	0	2	0	1	7	0	12	45	61
	Non-Competitive Contracts**	0	1	0	0	0	0	0	0	1	0	2	2	
323	TEACHER RETIREMENT SYSTEM OF TEXAS	0	3	2	2	0	1	0	0	8	0	16	0	56
	Non-Competitive Contracts**	5	5	0	0	3	2	0	0	25	0	40	0	
329	REAL ESTATE COMMISSION	0	0	0	0	0	0	0	0	0	0	0	1	212
	Non-Competitive Contracts**	1	6	4	3	4	1	0	0	14	0	33	178	
332	TX DEPT OF HOUSING & COMM AFFAIRS	0	0	0	1	0	0	0	0	3	0	4	2	396
	Non-Competitive Contracts**	0	15	2	2	1	6	0	0	92	0	118	272	
347	TEXAS PUBLIC FINANCE AUTHORITY	0	1	0	2	0	0	0	0	0	0	3	1	23
	Non-Competitive Contracts**	0	0	0	0	0	0	0	0	1	0	1	18	

*Total number of Competitive and Non-Competitive Contracts awarded to HUBs and Non-HUBs.

**Non-Competitive contracts include contracts \$5,000 or less.



FISCAL YEAR 2024 SEMI-ANNUAL HUB REPORT

TOTAL NUMBER OF COMPETITIVE AND NON-COMPETITIVE CONTRACTS AWARDED

AGENCY #	AGENCY NAME	AS		BL		HI		AI		WO	DV	HUB TOTAL	NON HUB	GRAND TOTAL
		M	F	M	F	M	F	M	F	F	M			
360	STATE OFC OF ADMINISTRATIVE HEARINGS	0	0	0	1	0	0	0	0	1	0	2	0	113
	Non-Competitive Contracts**	1	2	2	0	2	2	0	0	15	0	24	87	
362	TEXAS LOTTERY COMMISSION	0	0	0	0	1	0	0	0	9	0	10	4	156
	Non-Competitive Contracts**	0	10	0	0	5	1	0	0	31	0	47	95	
401	TEXAS MILITARY DEPARTMENT	0	6	1	1	2	0	0	0	65	0	75	125	2,342
	Non-Competitive Contracts**	5	13	0	0	7	11	0	0	129	0	165	1,977	
405	DEPARTMENT OF PUBLIC SAFETY	0	1	3	4	6	4	0	1	12	4	35	85	183
	Non-Competitive Contracts**	0	5	1	0	1	0	0	0	7	0	14	49	
409	COMMISSION ON JAIL STANDARDS	0	0	0	0	0	0	0	0	0	0	0	0	29
	Non-Competitive Contracts**	0	1	0	0	0	1	0	0	6	0	8	21	
448	OFFICE OF INJURED EMPLOYEE COUNSEL	1	1	0	0	0	0	0	0	0	0	2	0	34
	Non-Competitive Contracts**	0	3	0	0	0	0	0	0	4	0	7	25	
451	DEPARTMENT OF BANKING	0	1	0	0	1	0	0	0	0	0	2	1	90
	Non-Competitive Contracts**	0	11	0	0	1	3	0	0	8	0	23	64	
452	TX DEPT OF LICENSING & REGULATION	1	0	0	2	1	1	0	0	2	0	7	27	197
	Non-Competitive Contracts**	5	6	1	0	0	0	0	0	15	0	27	136	
454	TEXAS DEPARTMENT OF INSURANCE	6	1	0	4	0	0	2	0	15	0	28	33	628
	Non-Competitive Contracts**	6	27	0	3	0	0	0	0	22	0	58	509	
455	RAILROAD COMMISSION OF TEXAS	0	0	0	0	1	0	0	0	2	0	3	45	48
	Non-Competitive Contracts**	0	0	0	0	0	0	0	0	0	0	0	0	

*Total number of Competitive and Non-Competitive Contracts awarded to HUBs and Non-HUBs.

**Non-Competitive contracts include contracts \$5,000 or less.



FISCAL YEAR 2024 SEMI-ANNUAL HUB REPORT

TOTAL NUMBER OF COMPETITIVE AND NON-COMPETITIVE CONTRACTS AWARDED

AGENCY #	AGENCY NAME	AS		BL		HI		AI		WO	DV	HUB TOTAL	NON HUB	GRAND TOTAL
		M	F	M	F	M	F	M	F	F	M			
457	STATE BOARD OF PUBLIC ACCOUNTANCY	0	0	0	0	1	0	0	0	1	0	2	0	81
	Non-Competitive Contracts**	1	1	3	0	4	0	0	0	12	0	21	58	
458	ALCOHOLIC BEVERAGE COMMISSION	0	0	0	0	0	1	0	0	1	0	2	0	4
	Non-Competitive Contracts**	0	0	1	0	0	0	0	0	1	0	2	0	
460	TEXAS BD OF PROF ENGINEERS & LAND SU	0	0	0	0	0	0	0	0	0	0	0	0	12
	Non-Competitive Contracts**	0	1	1	0	1	2	0	0	7	0	12	0	
473	PUBLIC UTILITY COMMISSION OF TEXAS	0	0	0	0	0	0	0	0	0	0	0	0	9
	Non-Competitive Contracts**	0	0	0	0	0	0	0	0	9	0	9	0	
475	OFFICE OF PUBLIC UTILITY COUNSEL	0	0	0	0	0	0	0	0	0	0	0	0	15
	Non-Competitive Contracts**	0	0	0	0	0	0	0	0	0	0	0	15	
477	COMM/STATE EMERGENCY COMMUNICATION	0	0	0	0	1	0	0	0	0	0	1	1	64
	Non-Competitive Contracts**	0	1	0	0	0	1	0	0	4	2	8	54	
479	STATE OFFICE OF RISK MANAGEMENT	0	0	1	0	0	0	0	0	0	0	1	0	2
	Non-Competitive Contracts**	1	0	0	0	0	0	0	0	0	0	1	0	
503	TEXAS MEDICAL BOARD	0	0	0	0	0	0	0	0	0	0	0	0	0
	Non-Competitive Contracts**	0	0	0	0	0	0	0	0	0	0	0	0	
506	UT MD ANDERSON CANCER CENTER	3	0	0	1	2	1	0	0	3	0	10	106	51,478
	Non-Competitive Contracts**	21	52	6	8	68	38	0	1	1,858	1	2,053	49,309	
510	TEXAS BEHAVIORAL HEALTH EXECUTIVE CO	0	4	0	0	0	0	0	0	3	0	7	17	24
	Non-Competitive Contracts**	0	0	0	0	0	0	0	0	0	0	0	0	

*Total number of Competitive and Non-Competitive Contracts awarded to HUBs and Non-HUBs.

**Non-Competitive contracts include contracts \$5,000 or less.



FISCAL YEAR 2024 SEMI-ANNUAL HUB REPORT

TOTAL NUMBER OF COMPETITIVE AND NON-COMPETITIVE CONTRACTS AWARDED

AGENCY #	AGENCY NAME	AS		BL		HI		AI		WO	DV	HUB TOTAL	NON HUB	GRAND TOTAL
		M	F	M	F	M	F	M	F	F	M			
515	TEXAS STATE BOARD OF PHARMACY	0	0	0	0	0	0	0	0	0	0	0	0	10
	Non-Competitive Contracts**	1	2	0	0	0	1	0	0	6	0	10	0	
529	HEALTH & HUMAN SERVICES COMMISSION	4	3	14	5	7	12	2	0	37	2	86	259	1,086
	Non-Competitive Contracts**	19	9	8	3	23	15	3	0	76	2	158	583	
530	DEPT FAMILY AND PROTECTIVE SERVICES	0	1	2	1	1	0	0	0	3	0	8	21	199
	Non-Competitive Contracts**	12	11	0	10	3	2	2	0	23	1	64	106	
533	EXEC CNCL OF PHYSICAL & OCC THERAPY	0	0	0	0	0	0	0	0	0	0	0	0	0
	Non-Competitive Contracts**	0	0	0	0	0	0	0	0	0	0	0	0	
537	DEPARTMENT OF STATE HEALTH SERVICES	0	1	0	0	3	0	0	0	8	0	12	48	315
	Non-Competitive Contracts**	11	3	5	1	11	5	0	0	30	1	67	188	
551	DEPARTMENT OF AGRICULTURE	0	0	0	0	1	0	0	0	4	0	5	0	44
	Non-Competitive Contracts**	0	9	3	3	3	0	0	0	20	1	39	0	
554	TEXAS ANIMAL HEALTH COMMISSION	0	3	2	0	1	3	1	0	6	0	16	7	362
	Non-Competitive Contracts**	5	6	3	0	2	22	0	0	26	0	64	275	
555	TEXAS A&M AGRILIFE EXTENSION SERVICE	0	1	0	0	0	0	0	0	0	0	1	30	58
	Non-Competitive Contracts**	0	0	1	0	8	1	0	0	0	0	10	17	
556	TEXAS A&M AGRILIFE RESEARCH	0	0	0	0	0	1	0	0	5	0	6	68	165
	Non-Competitive Contracts**	0	0	3	0	1	3	0	0	2	0	9	82	
557	TX A&M VETERINARY MED DIAGNOSTIC LAB	0	0	1	0	0	0	0	0	0	0	1	3	24
	Non-Competitive Contracts**	0	0	1	0	0	0	0	0	0	0	1	19	

*Total number of Competitive and Non-Competitive Contracts awarded to HUBs and Non-HUBs.

**Non-Competitive contracts include contracts \$5,000 or less.



FISCAL YEAR 2024 SEMI-ANNUAL HUB REPORT

TOTAL NUMBER OF COMPETITIVE AND NON-COMPETITIVE CONTRACTS AWARDED

AGENCY #	AGENCY NAME	AS		BL		HI		AI		WO	DV	HUB TOTAL	NON HUB	GRAND TOTAL
		M	F	M	F	M	F	M	F	F	M			
575	TEXAS DIVISION OF EMERGENCY MANAGEME	0	2	3	0	0	0	0	0	13	0	18	0	62
	Non-Competitive Contracts**	0	0	0	0	1	0	0	0	0	0	1	43	
576	TEXAS A&M FOREST SERVICE	0	0	0	0	0	0	0	0	1	0	1	24	6,245
	Non-Competitive Contracts**	0	19	173	5	23	4	0	0	801	9	1,034	5,186	
580	TEXAS WATER DEVELOPMENT BOARD	0	0	0	0	0	0	0	0	0	0	0	0	0
	Non-Competitive Contracts**	0	0	0	0	0	0	0	0	0	0	0	0	
582	TEXAS COMM ON ENVIRONMENTAL QUALITY	0	0	0	0	1	0	0	0	6	0	7	0	56
	Non-Competitive Contracts**	15	13	4	1	8	0	0	0	8	0	49	0	
592	SOIL & WATER CONSERVATION BOARD	10	1	0	0	0	0	0	0	12	0	23	57	80
	Non-Competitive Contracts**	0	0	0	0	0	0	0	0	0	0	0	0	
601	TEXAS DEPARTMENT OF TRANSPORTATION	117	55	31	34	177	33	2	3	20	7	479	10,911	17,900
	Non-Competitive Contracts**	91	35	12	21	119	26	0	3	659	6	972	5,538	
608	TEXAS DEPARTMENT OF MOTOR VEHICLES	0	0	0	0	1	0	0	0	0	0	1	0	911
	Non-Competitive Contracts**	0	11	11	10	15	1	1	0	47	0	96	814	
644	TEXAS JUVENILE JUSTICE DEPT	21	6	5	1	18	4	0	0	467	0	522	42	3,532
	Non-Competitive Contracts**	10	0	4	1	3	1	0	0	109	0	128	2,840	
696	TEXAS DEPT OF CRIMINAL JUSTICE	14	3	4	1	25	2	17	1	125	5	197	1,619	14,637
	Non-Competitive Contracts**	39	13	25	9	79	15	7	0	3,441	40	3,668	9,153	
709	TEXAS A&M HEALTH SCIENCE CENTER	0	2	2	0	0	2	0	0	17	0	23	137	23,307
	Non-Competitive Contracts**	24	28	1	1,254	1,451	1,295	0	0	307	2	4,362	18,785	

*Total number of Competitive and Non-Competitive Contracts awarded to HUBs and Non-HUBs.

**Non-Competitive contracts include contracts \$5,000 or less.



FISCAL YEAR 2024 SEMI-ANNUAL HUB REPORT

TOTAL NUMBER OF COMPETITIVE AND NON-COMPETITIVE CONTRACTS AWARDED

AGENCY #	AGENCY NAME	AS		BL		HI		AI		WO	DV	HUB TOTAL	NON HUB	GRAND TOTAL
		M	F	M	F	M	F	M	F	F	M			
711	TEXAS A & M UNIVERSITY (MAIN UNIV)	2	3	40	0	13	11	0	0	20	1	90	364	60,903
	Non-Competitive Contracts**	27	54	3,535	38	3,154	1,403	0	1	1,596	80	9,888	50,561	
712	TEXAS A&M ENGINEERING EXPERIMENT STA	7	4	343	0	78	298	0	0	79	0	809	143	981
	Non-Competitive Contracts**	0	0	0	0	0	0	0	0	0	0	0	29	
713	TARLETON STATE UNIVERSITY	3	11	499	0	3	29	3	11	105	0	664	868	1,546
	Non-Competitive Contracts**	0	0	7	0	0	2	0	0	0	0	9	5	
714	UNIVERSITY OF TEXAS AT ARLINGTON	0	0	0	1	0	2	0	0	4	0	7	43	297
	Non-Competitive Contracts**	0	0	10	0	0	4	0	0	6	0	20	227	
716	TEXAS A&M ENGINEERING EXTENSION SERV	0	0	5	1	0	0	0	0	1	0	7	62	1,867
	Non-Competitive Contracts**	1	3	45	0	29	15	0	0	377	8	478	1,320	
718	TEXAS A & M UNIVERSITY AT GALVESTON	0	0	0	0	0	0	0	0	0	0	0	5	3,108
	Non-Competitive Contracts**	25	0	109	0	293	8	0	0	132	0	567	2,536	
719	TEXAS STATE TECHNICAL COLLEGE	0	0	1	0	2	0	0	0	12	4	19	10	175
	Non-Competitive Contracts**	0	0	65	0	5	2	0	0	74	0	146	0	
720	UNIVERSITY OF TEXAS SYSTEM	0	0	0	0	2	0	0	0	7	1	10	33	45
	Non-Competitive Contracts**	0	0	0	0	0	0	0	0	0	0	0	2	
721	UNIVERSITY OF TEXAS AT AUSTIN	1	1	6	0	6	2	0	0	24	1	41	859	20,209
	Non-Competitive Contracts**	22	9	33	3	146	284	3	0	379	6	885	18,424	
723	UNIVERSITY OF TEXAS MEDICAL BRANCH	0	0	0	0	1	0	0	0	0	0	1	7	8
	Non-Competitive Contracts**	0	0	0	0	0	0	0	0	0	0	0	0	

*Total number of Competitive and Non-Competitive Contracts awarded to HUBs and Non-HUBs.

**Non-Competitive contracts include contracts \$5,000 or less.



FISCAL YEAR 2024 SEMI-ANNUAL HUB REPORT

TOTAL NUMBER OF COMPETITIVE AND NON-COMPETITIVE CONTRACTS AWARDED

AGENCY #	AGENCY NAME	AS		BL		HI		AI		WO	DV	HUB TOTAL	NON HUB	GRAND TOTAL
		M	F	M	F	M	F	M	F	F	M			
724	UNIVERSITY OF TEXAS AT EL PASO	0	0	0	0	0	0	0	0	0	0	0	0	11,283
	Non-Competitive Contracts**	38	0	8	0	3,917	2,484	1	0	431	1	6,880	4,403	
727	TEXAS A&M TRANSPORTATION INSTITUTE	0	2	44	45	66	3	0	0	43	0	203	44	276
	Non-Competitive Contracts**	0	0	0	0	0	0	0	0	0	0	0	29	
729	UT SOUTHWESTERN MEDICAL CENTER	0	0	2	0	2	0	1	0	1	0	6	53	59
	Non-Competitive Contracts**	0	0	0	0	0	0	0	0	0	0	0	0	
730	UNIVERSITY OF HOUSTON	0	0	1	0	2	0	0	0	3	0	6	58	64
	Non-Competitive Contracts**	0	0	0	0	0	0	0	0	0	0	0	0	
731	TEXAS WOMAN'S UNIVERSITY	0	0	0	0	0	0	0	0	0	0	0	0	0
	Non-Competitive Contracts**	0	0	0	0	0	0	0	0	0	0	0	0	
733	TEXAS TECH UNIVERSITY	70	63	4,405	51	81	2,385	30	1	659	0	7,745	8,994	20,959
	Non-Competitive Contracts**	0	0	2	0	0	1	1	0	14	0	18	4,202	
734	LAMAR UNIVERSITY - BEAUMONT	0	0	0	0	1	0	0	0	0	0	1	0	1
	Non-Competitive Contracts**	0	0	0	0	0	0	0	0	0	0	0	0	
735	MIDWESTERN STATE UNIVERSITY	0	0	0	1	1	0	0	0	0	1	3	9	604
	Non-Competitive Contracts**	0	1	3	21	1	1	0	0	42	2	71	521	
737	ANGELO STATE UNIVERSITY	0	0	0	0	0	0	0	0	0	0	0	15	2,667
	Non-Competitive Contracts**	39	80	87	30	20	11	0	0	353	0	620	2,032	
738	UNIVERSITY OF TEXAS AT DALLAS	1	0	2	4	1	2	1	0	6	0	17	0	34
	Non-Competitive Contracts**	1	0	2	4	1	2	1	0	6	0	17	0	

*Total number of Competitive and Non-Competitive Contracts awarded to HUBs and Non-HUBs.

**Non-Competitive contracts include contracts \$5,000 or less.



FISCAL YEAR 2024 SEMI-ANNUAL HUB REPORT

TOTAL NUMBER OF COMPETITIVE AND NON-COMPETITIVE CONTRACTS AWARDED

AGENCY #	AGENCY NAME	AS		BL		HI		AI		WO	DV	HUB TOTAL	NON HUB	GRAND TOTAL
		M	F	M	F	M	F	M	F	F	M			
739	TX TECH UNIV HEALTH SCIENCES CENTER	0	0	1	0	0	0	0	0	0	0	1	0	1
	Non-Competitive Contracts**	0	0	0	0	0	0	0	0	0	0	0	0	
743	UNIVERSITY OF TEXAS AT SAN ANTONIO	1	2	53	5	64	223	0	0	365	3	716	68	10,116
	Non-Competitive Contracts**	6	8	1,121	45	332	2,621	1	0	3,100	2	7,236	2,096	
744	UT HEALTH SCIENCE CENTER - HOUSTON	1	0	0	0	4	0	0	0	0	0	5	13	19
	Non-Competitive Contracts**	0	1	0	0	0	0	0	0	0	0	1	0	
745	UT HEALTH SCIENCE CENTER-SAN ANTONIO	2	15	2	0	24	39	1	0	35	1	119	1,053	23,957
	Non-Competitive Contracts**	2	223	127	1	73	6,695	5	0	833	28	7,987	14,798	
746	UT RIO GRANDE VALLEY	2	0	0	0	7	2	0	0	1	0	12	68	9,705
	Non-Competitive Contracts**	62	247	1,593	1	238	955	0	0	491	6	3,593	6,032	
749	TEXAS A&M UNIVERSITY - SAN ANTONIO	0	0	2	0	0	2	0	0	0	0	4	50	2,217
	Non-Competitive Contracts**	1	0	275	0	23	58	0	0	81	0	438	1,725	
750	UNIVERSITY OF TEXAS AT TYLER	0	0	1	0	0	0	0	0	3	0	4	25	2,205
	Non-Competitive Contracts**	0	0	273	0	0	0	0	0	308	0	581	1,595	
751	TEXAS A & M UNIVERSITY - COMMERCE	0	0	0	0	0	0	0	0	0	0	0	0	1,920
	Non-Competitive Contracts**	0	18	77	0	3	17	15	0	53	1	184	1,736	
754	TEXAS STATE UNIVERSITY	2	0	0	0	7	1	0	0	2	0	12	68	238
	Non-Competitive Contracts**	0	0	0	0	1	0	0	0	2	0	3	155	
755	STEPHEN F AUSTIN STATE UNIVERSITY	0	4	18	0	18	7	0	0	27	0	74	302	1,022
	Non-Competitive Contracts**	20	0	4	1	1	1	0	0	28	0	55	591	

*Total number of Competitive and Non-Competitive Contracts awarded to HUBs and Non-HUBs.

**Non-Competitive contracts include contracts \$5,000 or less.



FISCAL YEAR 2024 SEMI-ANNUAL HUB REPORT

TOTAL NUMBER OF COMPETITIVE AND NON-COMPETITIVE CONTRACTS AWARDED

AGENCY #	AGENCY NAME	AS		BL		HI		AI		WO	DV	HUB TOTAL	NON HUB	GRAND TOTAL
		M	F	M	F	M	F	M	F	F	M			
758	TEXAS STATE UNIVERSITY SYSTEM	0	0	36	0	1	0	0	0	1	0	38	36	129
	Non-Competitive Contracts**	0	0	0	0	1	2	0	0	0	0	3	52	
759	UNIVERSITY OF HOUSTON - CLEAR LAKE	0	0	0	0	0	0	0	0	0	0	0	1	1
	Non-Competitive Contracts**	0	0	0	0	0	0	0	0	0	0	0	0	
760	TEXAS A & M UNIV - CORPUS CHRISTI	0	0	0	0	0	1	0	0	2	0	3	4	2,009
	Non-Competitive Contracts**	3	9	513	7	18	121	0	0	87	0	758	1,244	
761	TEXAS A & M INTERNATIONAL UNIVERSITY	1	0	1	1	1	2	0	0	2	0	8	2	669
	Non-Competitive Contracts**	2	17	64	2	19	49	1	2	44	1	201	458	
765	UNIVERSITY OF HOUSTON-VICTORIA	2	0	0	0	0	4	0	0	0	0	6	4	10
	Non-Competitive Contracts**	0	0	0	0	0	0	0	0	0	0	0	0	
770	TEXAS A&M UNIVERSITY - CENTRAL TEXAS	0	1	3	1	0	0	0	0	4	0	9	26	35
	Non-Competitive Contracts**	0	0	0	0	0	0	0	0	0	0	0	0	
774	TEXAS TECH HSC - EL PASO	0	0	0	0	0	0	0	0	0	0	0	2	2
	Non-Competitive Contracts**	0	0	0	0	0	0	0	0	0	0	0	0	
781	TX HIGHER EDUCATION COORD BOARD	16	9	1	0	1	0	0	0	7	0	34	0	76
	Non-Competitive Contracts**	12	7	0	0	4	4	0	0	15	0	42	0	
785	UNIV OF TEXAS HEALTH CENTER AT TYLER	0	0	0	0	0	0	0	0	0	0	0	5	1,244
	Non-Competitive Contracts**	0	98	11	17	1	952	0	0	160	0	1,239	0	
787	LAMAR STATE COLLEGE - ORANGE	0	0	0	0	0	0	0	0	0	0	0	0	2
	Non-Competitive Contracts**	0	0	0	0	0	0	0	0	0	0	0	2	

*Total number of Competitive and Non-Competitive Contracts awarded to HUBs and Non-HUBs.

**Non-Competitive contracts include contracts \$5,000 or less.



FISCAL YEAR 2024 SEMI-ANNUAL HUB REPORT

TOTAL NUMBER OF COMPETITIVE AND NON-COMPETITIVE CONTRACTS AWARDED

AGENCY #	AGENCY NAME	AS		BL		HI		AI		WO	DV	HUB TOTAL	NON HUB	GRAND TOTAL
		M	F	M	F	M	F	M	F	F	M			
788	LAMAR STATE COLLEGE - PORT ARTHUR	0	0	0	0	0	0	0	0	0	0	0	1	1
	Non-Competitive Contracts**	0	0	0	0	0	0	0	0	0	0	0	0	
789	LAMAR INSTITUTE OF TECHNOLOGY	0	0	0	0	0	0	0	0	2	0	2	5	7
	Non-Competitive Contracts**	0	0	0	0	0	0	0	0	0	0	0	0	
802	PARKS AND WILDLIFE DEPARTMENT	0	9	4	0	1	39	5	0	27	0	85	100	2,005
	Non-Competitive Contracts**	10	10	21	3	39	134	7	0	251	0	475	1,345	
808	TEXAS HISTORICAL COMMISSION	0	1	2	0	0	0	0	0	3	0	6	7	367
	Non-Competitive Contracts**	8	14	56	3	7	1	0	0	84	1	174	180	
809	STATE PRESERVATION BOARD	0	0	0	0	0	0	0	0	0	0	0	0	0
	Non-Competitive Contracts**	0	0	0	0	0	0	0	0	0	0	0	0	

*Total number of Competitive and Non-Competitive Contracts awarded to HUBs and Non-HUBs.

**Non-Competitive contracts include contracts \$5,000 or less.

SUPPLEMENTAL SUMMARY LETTERS



DAN PATRICK
Lieutenant Governor
Joint Chair

TEXAS LEGISLATIVE COUNCIL

P.O. Box 12128, Capitol Station
Austin, Texas 78711-2128
Telephone: 512/463-1155

JEFF ARCHER
Executive Director



DENNIS BONNEN
Speaker of the House
Joint Chair

April 1, 2024

**Supplemental Letter for FY 2024 Semiannual HUB Report
Agency Number-103**

The Texas Legislative Council (TLC) continues to support the State of Texas Historically Underutilized Business (HUB) Program. In FY24 TLC's total spend to date is \$9,048,449.87 of which \$623,345.51 was spent with HUB's. The council will continue to maximize contract opportunities for HUB vendors in our procurement process.

This effort is illustrated by the following activities since September 2023:

- TLC participated in Bexar County's 2023 Small, Minority, Women and Veterans Business Owners (SMWVBO) Contracting Conference at the Freeman Expo Hall in San Antonio on December 6th, 2023.
- Participated in HUB Discussion Work Group (HDWG) meetings, which is composed of state agency HUB Coordinators and purchasers that meet periodically to share information and provide proactive feedback to the Texas Procurement and Support Services Division of the CPA.
- Supported the HUB Legislative Subcommittee for HDWG by tracking approximately 100 legislative bills pertaining to HUB and procurement initiatives during the 2023 Legislative session and four (4) Special sessions that followed.

The Texas Legislative Council supports the goals and purposes of the State of Texas HUB program and will continue to keep HUB participation a priority. Should you have any questions regarding the agency's good faith efforts, please contact one of our HUB Coordinators, Samantha Nail and Craig O'Brien, or our CFO, Mathew Richardson, at (512) 463-1155.

Sincerely,

A handwritten signature in blue ink that reads "Jeff Archer". The signature is written in a cursive style and is positioned above a horizontal line.

Jeff Archer



GOVERNOR GREG ABBOTT

300 & 301 – Fiscal Year 2024 Semi Annual HUB Report Supplemental Letter

The Office of the Governor is committed to providing Historically Underutilized Businesses (HUBs) the opportunity to participate in the Office's procurement process for all goods and services. At every opportunity, the Office of the Governor contracts with vendors who are either HUBs or who sub-contract with HUBs. Since September 01, 2023, the agency has contracted with a Prime Contractors who subcontracted for \$951,514 with HUBs.

Not reflected in our expenditure totals and percentages are the small business forums and workshops that our office of Economic Development and Tourism – Office of Small Business Assistance performs. The office has helped to increase contracting opportunities for Texas small businesses, including HUBs, by educating them through forums and workshops held statewide in collaboration with the Texas Workforce Commission. These provide a great opportunity to network and connect with industry specialists, government officials, service providers and other regional businesses.

The Governor's Commission for Women is dedicated to making Texas the No. 1 state for women-owned businesses and to continue making Texas a place for women entrepreneurs to thrive and inspire others.

Notable Events by Office of the Governor:

09/07/2023 – Governor's Small Business Summit – Horizon City
09/21/2023 – Governor's Small Business Summit – Fredericksburg - Honoring Women-Owned Businesses
10/05/2023 – Governor's Small Business Summit – Beaumont
10/19/2023 – Governor's Small Business Summit – San Angelo
11/09/2023 – Governor's Small Business Summit – San Antonio
12/07/2023 – Governor's Small Business Summit – Houston - Honoring Women-Owned Businesses
04/04/2024 – Governor's Small Business Summit – Weslaco

The Office of the Governor's Economic Development and Tourism – Office of Small Business Assistance has seven (7) additional Small Business Summits scheduled in FY24.

Sincerely,

A handwritten signature in black ink, appearing to read "Theresa Boland".

Theresa Boland
Director of Financial Services
HUB Coordinator



GOVERNOR GREG ABBOTT

300 & 301 – Fiscal Year 2024 Semi Annual HUB Report Supplemental Letter

The Office of the Governor is committed to providing Historically Underutilized Businesses (HUBs) the opportunity to participate in the Office's procurement process for all goods and services. At every opportunity, the Office of the Governor contracts with vendors who are either HUBs or who sub-contract with HUBs. Since September 01, 2023, the agency has contracted with a Prime Contractors who subcontracted for \$951,514 with HUBs.

Not reflected in our expenditure totals and percentages are the small business forums and workshops that our office of Economic Development and Tourism – Office of Small Business Assistance performs. The office has helped to increase contracting opportunities for Texas small businesses, including HUBs, by educating them through forums and workshops held statewide in collaboration with the Texas Workforce Commission. These provide a great opportunity to network and connect with industry specialists, government officials, service providers and other regional businesses.

The Governor's Commission for Women is dedicated to making Texas the No. 1 state for women-owned businesses and to continue making Texas a place for women entrepreneurs to thrive and inspire others.

Notable Events by Office of the Governor:

09/07/2023 – Governor's Small Business Summit – Horizon City
09/21/2023 – Governor's Small Business Summit – Fredericksburg - Honoring Women-Owned Businesses
10/05/2023 – Governor's Small Business Summit – Beaumont
10/19/2023 – Governor's Small Business Summit – San Angelo
11/09/2023 – Governor's Small Business Summit – San Antonio
12/07/2023 – Governor's Small Business Summit – Houston - Honoring Women-Owned Businesses
04/04/2024 – Governor's Small Business Summit – Weslaco

The Office of the Governor's Economic Development and Tourism – Office of Small Business Assistance has seven (7) additional Small Business Summits scheduled in FY24.

Sincerely,

A handwritten signature in black ink, appearing to read "Theresa Boland".

Theresa Boland
Director of Financial Services
HUB Coordinator

Chair
Brian A. Bailey

Commissioners
Eddy Betancourt
Daniel K. Signorelli
C. Price Wagner
Robert S. Wetmore



Executive Director
Mike Novak

Mailing address:
P. O. Box 13047
Austin, TX 78711-3047
(512) 463-3446
www.ffc.texas.gov

Supplemental Letter to the FY 2024 Semi-Annual HUB Report for Agency 303

The Texas Facilities Commission (TFC) remains committed to increasing economic opportunities for Historically Underutilized Businesses (HUB). The following outreach and good faith efforts were made during **FY 2024**:

HUB Forums- Provided information about TFC's procurement opportunities while participating in **eleven (11)** Economic Opportunity Forums (EOF). These included:

- TAAACC Annual Conference in Austin, TX
- Bluebook Construction Expo in Hutto, TX
- UTSA, SDBC Center for Government Contracting-Virtual Webinar
- Luna Awards in Austin, TX
- Greater Asian American Chamber of Commerce Small Business Expo in Austin, TX
- NAWIC Monthly Presentation in Austin, TX
- Construction Inclusion Week - Lunch & Learn - Panel Discussion (Flintco) in Austin, TX
- TDLR Breaking Boundaries HUB Expo in Austin, TX
- Texas State University- Construction HUB Forum in San Marcos, TX
- Governor's Small Business Summit in San Antonio, TX
- Bexar County Business Conference in San Antonio, TX
- UTSA SBDC Gov't Contracting Conference Building Business in Government Markets - Virtual Webinar

HUB Certifications- Assisted **four (4)** vendors in obtaining HUB certification through Statewide HUB Program.

Sponsoring of Mentor-Protégé Relationship- Currently TFC has **one (1)** active Mentor Protégé relationships.

HUB Vendors Assistance- Conducted **fifty-eight (58)** one-on-one consultations with HUB vendors on Doing Business with TFC.

HUB Education and Training- To increase HUB participation TFC has developed opportunities to educate HUBs on upcoming procurement opportunities and knowledge of HUB rules, policies, and procedures.

- Attended HUB Discussion Work Group (HDWG) meetings. Collaborating w/other state agencies thru HDWG.
- Attended pre-solicitation submittal conferences to educate vendors about HUB subcontracting requirements.
- Partnered w/the General Contractors to conduct **three (3)** Meet & Greet events for TFC upcoming projects.
- Conducted **six (6)** targeted outreach and training events for TFC upcoming projects.
 - OSHA 30 Training (6)

For any additional information, please contact, Yolanda Strey, HUB Director at 512.475.0453 or email at yolanda.strey@tfc.state.tx.us

Sincerely,

A handwritten signature in black ink, appearing to read "Mike Novak", written over a horizontal line.

Michael Novak
Executive Director

Texas Facilities Commission

Physical address: 1711 San Jacinto Blvd, Austin, Texas 78701

—————★ *Planning and administering facilities in service to the State of Texas* ★ —————



TEXAS GENERAL LAND OFFICE
COMMISSIONER DAWN BUCKINGHAM, M.D.

305 - Fiscal 2023 Annual HUB Report Supplemental Letter

The General Land Office (GLO) made the following good faith efforts towards increasing economic opportunities for Historically Underutilized Businesses (HUBs) during FY24 Semi-Annual Reporting Period:

Outreach

- The GLO attended Advocacy Group Meetings, HUB Discussion Work Group meetings, and various HUB events.
- Agency HUB staff hosted pre-proposal conferences, solicitation kick-off meetings, and one-on-one vendor meetings with vendors promoting GLO's HUB program and agency contracting opportunities.
- HUB staff actively participate in HUB Discussing Workgroup meetings composed of state purchasers and HUB Coordinators to gain knowledge of HUB rules, networking and provide proactive feedback.
- HUB staff facilitates potential vendor presentations to give vendors and opportunity to introduce and showcase their products and services to GLO staff.
- HUB team notifies major Texas Chambers once a new solicitation is posted to the Electronic State Business Daily (ESBD) in an effort to increase HUB participation.

HUB Subcontracting

- HUB Subcontracting Plan compliance has increased in combination with HUB staff emailing prime contractor's a list of responsibilities for reporting monthly HUB expenditures and offering HSP "courtesy" reviews.
- HUB staff conducts HUB Subcontracting Plan presentations at pre-proposal conferences to provide potential prime contractors an overview of how to complete a HUB subcontracting plan.
- The HUB staff conducts Post Award meetings to outline the contractor's HUB requirements throughout the term of the contract.
- HUB staff attends GLO's Procurement kick-off meetings to review solicitations with an expected value of \$100,000, or more to identify HUB subcontracting opportunities.

Additional Information

- The HUB program "Doing Business with GLO" webpage, provides vendors with resources, calendars of upcoming events and helpful HUB related documents as well as helpful procurement information.
- The HUB team holds virtual Pre-Solicitation trainings targeting specific solicitations. Vendors are provided information on the Mentor Protégé Program, tips for writing a winning proposal, how to complete a HUB Subcontracting Plan and searching for HUBs on the Centralized Master Bidders List.

Vonda White, Director of Procurement and HUB Coordinator _____

Texas Workforce Commission

A Member of Texas Workforce Solutions

Bryan Daniel, Chairman
Commissioner Representing
the Public

Alberto Treviño III
Commissioner Representing
Labor

Joe Esparza
Commissioner Representing
Employers

Edward Serna
Executive Director

April 12, 2024

The Texas Workforce Commission (TWC) submits this supplemental letter for the FY 2024 Semi-Annual Historically Underutilized Business (HUB) Report outlining the agency's "good faith efforts" and reaffirms its commitment to improving our HUB utilization.

Participated in Economic Opportunity Forums (EOFs)

- Texas Association of African American Chambers of Commerce (TAAACC) Annual Conference on September 14-15, 2023.
- Houston Minority Supplier Development Council (HMSDC) Business Expo on October 11-12, 2023.
- Texas Department of Licensing & Regulation First Annual Breaking Boundaries HUB Expo on October 23, 2023.
- Bexar County Small, Minority, Women, & Veteran Business Owners (SMWVBO) Conference on December 6, 2023.
- Participated as a co-host in the Department of Motor Vehicles (DMV) Marketing for Success 10th Annual HUB Vendor Fair on April 4, 2024.

HUB Outreach and Other Activities

- Reviewed planned construction, service, and technology projects anticipated to exceed \$90,000 to determine if there were HUB subcontracting opportunities.
- Participated in pre-bid and post award conferences to educate proposers and the awarded vendor about the HUB Subcontracting Plan (HSP) and Progress Assessment Report (PAR) requirements.
- Offered pre-bid courtesy HSP reviews to proposers, by request, for all solicitations with an HSP requirement.
- Conducted virtual meetings with HUB and Non-HUB vendors to provide an overview of HUB policies and subcontracting compliance.
- Educated both prime non-HUB and HUB vendors about TWC's Mentor-Protégé Program and identified potential Mentor Protégé pairs interested in doing business with the State.
- Focused our outreach efforts on vendors performing services in areas where TWC has not met goals during the past fiscal year. This included making a concentrated effort to meet these vendors at the HUB events we attended, notifying them of TWC contracting opportunities, and scheduling Teams meetings with them to discuss opportunities with TWC.
- Attended meetings of the HUB Discussion Work Group (comprised of other HUB Coordinators from Texas agencies and universities) to continue to gain knowledge on what other government entities are doing to increase their HUB participation, HUB rule updates, and HUB related topics.

TWC is dedicated to supporting Texas HUB Program goals to increase HUB participation opportunities in all procurement categories. If there are any comments/questions, please contact TWC HUB/Outreach Coordinator, Linda Alphonse at Linda.Alphonse@twc.texas.gov, or TWC Purchasing Director/HUB Coordinator, Sonya Bebley at Sonya.Bebley@twc.texas.gov.

Sincerely,

Nicole Oria

Nicole Oria, JD, CTCD, CTCM
TWC Director of Procurement and Contract Services

cc: Edward Serna, Executive Director
Randy Townsend, Deputy Executive Director

101 E. 15th Street • Austin, Texas 78778-0001 • (512) 463-2222 • twc.texas.gov

Equal Opportunity Employer/Program. Auxiliary aids and services are available upon request to individuals with disabilities.

Relay Texas: 800-735-2989 (TTY) and 711 (Voice).



TEXAS PUBLIC FINANCE AUTHORITY

BOARD OF DIRECTORS:

Billy M. Atkinson, Jr., Chair
Ramon Manning, Vice Chair
Jay A. Riskind, Secretary
Lance S. Etcheverry
Larry G. Holt
Shanda G. Perkins
Benjamin E. Streusand



EXECUTIVE DIRECTOR
Lee Deviney

MAILING ADDRESS:

Post Office Box 12906
Austin, Texas 78711-2906

PHYSICAL ADDRESS:

300 West 15th Street, Suite 411
Austin, Texas 78701

TELEPHONE: (512) 463-5544

FACSIMILE: (512) 463-5501

Supplemental Summary for the FY 2024 Semi-Annual HUB Report for Agency 347

In compliance with Texas Government Code, Chapter 2161, the Board of the Authority has adopted the Comptroller's Statewide HUB Utilization Goals (34 TAC §20.284), as well as more detailed procedures for HUB participation goals in bond issues, in compliance with the published rules. These procedures are included in the Authority's strategic plan and reflected in its bond underwriting policies.

For negotiated bond underwritings approved during the FY 2024-2025 biennium, the Board pre-selected a pool of twenty-three (23) Underwriting firms that includes eight (8) disadvantaged business enterprise (DBE) firms. Additionally, the Board selected a pool of three (3) Financial Advisors, one (1) of which is a HUB firm. Also, during FY 2024, the Board issued an RFP for Bond Counsel Services to re-constitute the Bond Counsel Pool for use during the FY 2024-2025 biennium. The Board pre-selected a pool of eight (8) Bond Counsel firms, two (2) of which are HUB firms. In accordance with its procedures for negotiated bond sales, Bond Counsel, Financial Advisor and Underwriters are selected from the Authority's pools on a transaction-by-transaction basis. During this reporting period, one (1) negotiated bond sale closed. The negotiated transaction included one (1) DBE firm participating in the underwriting syndicate and receiving 10% of the overall underwriter compensation. Additionally, 100% of printing services were paid to a DBE firm for financial printing services, receiving 100% of the compensation paid for their services.

For the first six months of FY 2024, \$685,365.13, or 95.56% of the Authority's total expenditures were related to Costs of Issuance and the ongoing administration of bonds. These include expenses such as rating agency fees, paying agent fees, and arbitrage compliance services to satisfy bond covenants, services that are only available from a few large service providers where HUB and/or DBE firms are not available or lack qualifications to perform required services.

The Authority is committed to purchasing goods and services from certified HUB's and minority-owned businesses and continues to utilize the CPA Central Master Bidders List to locate available HUB vendors. The Authority achieved 46.81% HUB participation from administrative expenditures during this period.

Please contact me at (512) 463-5544 should you have any questions.

A handwritten signature in blue ink that reads "Lee Deviney".

Lee Deviney
Executive Director

Commissioners:

Robert G. Rivera,

Chairman

Cindy Fields

Mark A. Franz

Clark E. Smith

Jamey Steen



TEXAS LOTTERY COMMISSION

362 – Fiscal 2024 Semi-Annual HUB Report Supplemental Letter

The Texas Lottery Commission is committed to including Historically Underutilized Businesses (HUBs) in its procurements by providing substantial opportunities for both direct contracting and subcontracting. The agency promotes HUB inclusion by actively recruiting HUB vendors and encouraging prime contract vendors to extend subcontracting opportunities to HUBs. The Texas Lottery Commission’s “good faith efforts” to ensure continued HUB participation during the first six months of FY 2024 included the following:

- Estimating total value of contract awards and establishing agency HUB goals for FY 2023;
- Reviewing contract solicitations with an expected value of \$100,000 or more to determine the probability of HUB subcontracting, prior to releasing solicitation documents;
- Conducting pre-bid and pre-proposal conferences to educate bidders/proposers about the agency’s HUB policy and HSP requirements;
- Assisting bidders/proposers with the HSP process by offering one-on-one workshops and review of draft HSPs;
- Participating in the HUB Discussion Workgroup, which is composed of state agency HUB Coordinators who meet to share information and provide proactive feedback to the Statewide Procurement Division of the CPA;
- Participating in economic opportunity forums and HUB-related outreach events throughout the state to provide bid opportunities and information about the agency’s procurements;
- Assisting eligible vendors with HUB certification through the CPA; and
- Providing updates to Texas Lottery Commissioners and Executive Management regarding the agency’s HUB/minority participation.

The Texas Lottery would like to highlight additional expenditures made, but not captured by the Statewide HUB Report. During this reporting period, the agency paid certified HUBs approximately **\$99,703.61** for goods and services, which used a non-reportable object code that is not included in the statewide report.

The Texas Lottery Commission supports the State of Texas HUB Program and will continue to work to increase HUB participation. Should you have any questions regarding the agency’s good faith efforts, please contact our HUB Coordinator, Mr. Eric Williams, at (512) 344-5241.

A handwritten signature in black ink, appearing to read "Ryan Mindell".

Ryan Mindell, Deputy Executive Director

TEXAS DEPARTMENT OF PUBLIC SAFETY

5805 N LAMAR BLVD • BOX 4087 • AUSTIN, TEXAS 78773-0001
512/424-2000

www.dps.texas.gov



STEVEN C. McCRAW
DIRECTOR
WALT GOODSON
FREEMAN F. MARTIN
JASON C. TAYLOR
DEPUTY DIRECTORS



COMMISSION
STEVEN P. MACH, CHAIRMAN
NELDA L. BLAIR
LARRY B. LONG
STEVE H. STODGHILL
DALE WAINWRIGHT

405 –Semi-Annual Fiscal 2024 Annual HUB Report Supplemental Letter

The Texas Department of Public Safety (DPS) demonstrates dedication to utilizing Texas-certified Historically Underutilized Business (HUBs) in its procurement process by providing contracting opportunities directly and indirectly with HUBs. Adhering to the requirements outlined in 34 Texas Administrative Code Rule §20.284, DPS's "Good Faith Efforts" to enhance HUB participation included the following:

- Reviewing competitive solicitations identifying HUB subcontracting opportunities for HUB inclusion in resulting contracts over \$100,000;
- Conducting HUB Program training for the internal Purchasing Liaisons staff and agency divisions;
- Evaluating HUB Subcontracting Plans (HSP) to ensure HSP compliance and the "Good Faith Effort" requirements are met in accordance with 34 TAC 20.285;
- Assisting division and procurement personnel with identifying and locating HUBs for potential procurement opportunities;
- Providing courtesy HSP reviews and debriefings to provide technical assistance to the vendor community and increase HSP submission compliance;
- Hosted an internal agency-specific forum providing an opportunity for agency personnel to meet with HUB vendor exhibitors;
- DPS is active in the statewide HUB Coordinators Discussion Workgroup (HDWG) and holds an executive position as the Chair;
- Co-hosted the statewide HUB Coordinators Training Workshops;
- Attended the Bexar County Business Forum and hosted the HDWG meeting in San Antonio; and
- Providing updates to agency executive leadership regarding the agency's HUB participation;

DPS is firmly committed to the goals identified and recognized by the State of Texas HUB Program and will continue to work to increase HUB participation related to contracting and subcontracting opportunities. Should you have any questions regarding the agency's program, don't hesitate to contact Michael Parks at (512) 424-2205 or michael.parks@dps.texas.gov.

Sincerely,

Michael Parks

Michael Parks
Director of Procurement and Contract Services/HUB Program Coordinator



RAILROAD COMMISSION OF TEXAS

The Railroad Commission of Texas (RRC) recognizes the importance of the Historically Underutilized Business (HUB) Program (Texas Government Code §2161). The Railroad Commission of Texas is committed to performing good faith efforts to promote HUB economic opportunities for state business effectively. The Railroad Commission of Texas is pleased to report the activities demonstrating good faith efforts for September 1, 2023-February 29, 2024.

- September 12-13, 2023, HUB Assistant attended in person the NAACP Business Conference HUB Forum in Pflugerville, TX.
- October 10, 2023 HUB Assistant attended the Houston Minority Supplier Development Council (HMSDC) in Houston, TX.
- October 23, 2023, HUB assistant attended the TDLR HUB EXPO in Austin, TX.
- December 5, the HUB assistant attended the Renee Watson - Bexar County Business conference in San Antonio, TX.
- January 25, the HUB assistant attended the TXDMV Annual Marketing for Success Workgroup in Austin, TX.
- February 12, 2024, the HUB assistant met with Excel Training Solutions to answer questions on HUB Events and where the reports are located to find how much agencies spend for training.
- The agency HUB Coordinator Personally spoke with certified HUB vendors to ensure participation in the HUB program via telephone several times during this period.
- HUB Coordinator and HUB assistant educated and assisted HUB's and firms seeking certification and contacts. Provided information, ideas, and guidance to interested HUBs to increase opportunities to do business with RRC and other state agencies.
- The Procurement and Contracts Team solicited quotes from HUB's vendors even when not required by Statute, boosting HUB participation significantly.

Please contact Theresa Lopez, CTPM, CTCM, Director of Operations and Procurement/HUB Coordinator at 512-463-6953 or theresa.lopez@rrc.texas.gov if you have any questions.



Supplemental Letter FY 2024 Semi Annual HUB Report Agency 458

The Texas Alcoholic Beverage Commission (TABC) is committed to supporting the Historically Underutilized Businesses (HUB) Program by offering procurement opportunities to HUB vendors, training TABC divisions about the HUB program, researching available HUB companies, making efforts to connect with a diverse pool of HUB participants, and planning for HUB event attendance.

In FY2024, unfortunately, TABC did not meet the 'Commodities' expenditure goal of 21.10%. The reported percentage of 9.03% is attributed to procurement awards with set-aside programs, WorkQuest and TCI, the Statewide Procurement Division (SPD) term contracts, and Department of Information Resources (DIR) contracts. The special trade goal of 32.90% was not met, as all awards were made to Non-HUB vendors in FY24. TABC has no activity under Heavy or Building Construction or Professional Services. TABC will continue to find a balance that allows procurements to meet required purchasing statutes in addition to meeting or exceeding HUB goals for the remainder of the fiscal year.

Notably, TABC has experienced a recent loss of a HUB vendor due to an Assignment and Assumption of that company and their TABC contract. Once the process of incorporation was complete, the new vendor did not meet the requirements of residency for becoming a HUB, and their application was rejected. They have now met that consideration and are in the process of resubmitting their application. TABC will assist the vendor as needed to make the deadline of becoming an official HUB vendor by August 31, 2024. As a comparison, in FY23, TABC's goal for Other Services was 26% and TABC was able to report 87.87%. In FY24, Other Services Contracts are now 21.47%. This shift from HUB expenditure to non-HUB expenditure has led to a decline in TABC's overall HUB percentage. In addition to awards, TABC is committed to expanding HUB participation through outreach efforts as briefly summarized below:

- TABC continues to participate in the HUB Discussion Workgroup which remains a key component to the success of the HUB program. This workgroup partners with Department of Information Resources (DIR) and the Comptroller of Public Accounts (CPA), Statewide HUB Program to produce the HUB work group.
- TABC will continue to strategize networking opportunities and participation in the HUB Mentor/Protégé program.
- For formal bidding and solicitations, the HUB coordinator will continue to offer a courtesy review of potential bidder's HUB Subcontracting Plan, two (2) weeks prior to the bid submission for any vendor, to assist the bidders with understanding the forms and submission requirements.

TABC is committed to maximizing HUB participation by fostering collaborative efforts and innovative approaches to meet or exceed state goals. This letter serves to recognize the ongoing efforts TABC is implementing to increase participation in the HUB program. TABC submits this supplemental letter to provide additional information and background related to its HUB program's Semi-Annual HUB report, submitted April 2024. Please address inquiries to the HUB coordinator at TABC.



TEXAS
Health and Human
Services

Cecile Erwin Young
Executive Commissioner

529 and 537-Fiscal Year 2024 Semi-Annual HUB Report Supplemental Letter

Texas Health and Human Services (HHS) is committed to the utilization of Historically Underutilized Businesses (HUBs) by contracting both directly and indirectly through prime and subcontracting opportunities. Our good faith efforts to maximize HUB participation for the period of September 1, 2023 to February 29, 2024 include the following:

- Reviewing solicitations to determine subcontracting opportunities for inclusion of HUB in contracts over \$100,000;
- Providing HUB Subcontracting Plan (HSP) training to current and potential contractors, agency contract managers, purchasing personnel, the HUB vendor community and other interested parties;
- Conducting post-award meetings with prime contractors after execution of contracts over \$100,000 to review HUB subcontracting plan compliance and reporting requirements;
- Evaluating HUB subcontracting plans for compliance as required by 34 TAC 20.285;
- Hosting and co-sponsoring HUB economic opportunity forums (EOFs) and related statewide HUB outreach events;
- Providing trainings to HUBs re: state procurement processes, and how to do business with HHS; and
- Notifying HUBs not registered on the Centralized Master Bid List (CMBL) about recertification and potential HHS bid opportunities.

HHS would like to highlight additional expenditures made, but not captured by the Statewide HUB Report. During this reporting period, the agency utilized HUBs indirectly in the amount of \$10,818,730.07. These expenditures are for contracts which used a non-reportable object code that is not included in the statewide report.

HHS supports the State of Texas HUB Program and will continue to work to increase HUB participation. Should you have any questions or need additional information, please contact, Letisha Metayer, HHSC Procurement and Contracting Services- HUB Director at (512) 884-8647 or by email at: letisha.metayer@hhs.texas.gov.

DocuSigned by:
Kay Molina
9D9731E292154BE...

Kay Molina, HHSC Deputy Executive Commissioner for Procurement and Contracting Services



TEXAS
Health and Human
Services

Cecile Erwin Young
Executive Commissioner

529 and 537-Fiscal Year 2024 Semi-Annual HUB Report Supplemental Letter

Texas Health and Human Services (HHS) is committed to the utilization of Historically Underutilized Businesses (HUBs) by contracting both directly and indirectly through prime and subcontracting opportunities. Our good faith efforts to maximize HUB participation for the period of September 1, 2023 to February 29, 2024 include the following:

- Reviewing solicitations to determine subcontracting opportunities for inclusion of HUB in contracts over \$100,000;
- Providing HUB Subcontracting Plan (HSP) training to current and potential contractors, agency contract managers, purchasing personnel, the HUB vendor community and other interested parties;
- Conducting post-award meetings with prime contractors after execution of contracts over \$100,000 to review HUB subcontracting plan compliance and reporting requirements;
- Evaluating HUB subcontracting plans for compliance as required by 34 TAC 20.285;
- Hosting and co-sponsoring HUB economic opportunity forums (EOFs) and related statewide HUB outreach events;
- Providing trainings to HUBs re: state procurement processes, and how to do business with HHS; and
- Notifying HUBs not registered on the Centralized Master Bid List (CMBL) about recertification and potential HHS bid opportunities.

HHS would like to highlight additional expenditures made, but not captured by the Statewide HUB Report. During this reporting period, the agency utilized HUBs indirectly in the amount of \$10,818,730.07. These expenditures are for contracts which used a non-reportable object code that is not included in the statewide report.

HHS supports the State of Texas HUB Program and will continue to work to increase HUB participation. Should you have any questions or need additional information, please contact, Letisha Metayer, HHSC Procurement and Contracting Services- HUB Director at (512) 884-8647 or by email at: letisha.metayer@hhs.texas.gov.

DocuSigned by:
Kay Molina
9D9731E292154BE...

Kay Molina, HHSC Deputy Executive Commissioner for Procurement and Contracting Services

**Administrative Services Procurement
Office**

2147-TAMU
College Station, TX 77843-2147
Tel. 979-314-5848 | Fax. 979-458-1217 |
nick.galetka@ag.tamu.edu



555 – Fiscal 2024 Semi-Annual HUB Report Supplemental Letter

Texas A&M AgriLife Extension is dedicated to providing full and equal opportunities to minority, women, and service-disabled veteran-owned businesses. We are committed to increasing the participation of Historically Underutilized Businesses (HUBs) in our procurement opportunities and making a good-faith effort to meet or exceed HUB goals.

Mentor Protégé Agreement:

Texas A&M AgriLife Extension Service is proud to have fostered a new Mentor Protégé Agreement between Commonwealth Trading Company, Inc. and Best Buy, with an effective date of 1/25/2024.

Additional outreach and participation include:

- 2023 TOAL Regional Conference – Vendor Expo (HUBs Present), 10/2/2023
- 2023 HMSDC - Spot Bid Fair, 10/11-12/2023
- October 2023 HDWG, 10/12/2023, Virtual
- TDLR's 1st Annual Breaking Boundaries HUB Event – 10/12/2023
- November 2023 HDWG – Austin Training, 11/10/2023
- December 2023 HDWG – San Antonio Training, 12/5/2023
- 2023 SMWBE – Bexar County, 12/06/2023
- TUHCA Meeting, 1/12/2024
- January 2024 HDWG, 1/18/2024, Virtual
- Texas A&M Forest Service and TEEX Meet the Vendor Forum, 1/29/2024
- 2024 HDWG, 2/15/2024, Virtual

Texas A&M AgriLife Extension is committed to promoting the participation of HUB vendors in their procurement process through continued outreach and good-faith effort.

**Donna
Alexander**
Donna Alexander
Assistant Director, Agency CFO

Digitally signed by
Donna Alexander
Date: 2024.04.19
12:46:41 -05'00'


Chris Chamberlain
Director, Procurement Services & HUB


Nick Galetka
HUB Coordinator

**Administrative Services
Procurement Office**

2147-TAMU

College Station, TX 77843-2147

Tel. 979-314-5848 | Fax. 979-458-1217 | nick.galetka@ag.tamu.edu



556 – Fiscal 2024 Semi-Annual HUB Report Supplemental Letter

Texas A&M AgriLife Research is dedicated to providing full and equal opportunities to minority, women, and service-disabled veteran-owned businesses. We are committed to increasing the participation of Historically Underutilized Businesses (HUBs) in our procurement opportunities and making a good-faith effort to meet or exceed HUB goals.

Mentor Protégé Agreement:

AgriLife is proud to have fostered a new Mentor Protégé Agreement between Commonwealth Trading Company, Inc. and Best Buy, with an effective date of 1/25/2024.

Additional outreach and participation include:

- 2023 TOAL Regional Conference – Vendor Expo (HUBs Present), 10/2/2023
- 2023 HMSDC - Spot Bid Fair, 10/11-12/2023
- October 2023 HDWG, 10/12/2023, Virtual
- TDLR's 1st Annual Breaking Boundaries HUB Event – 10/12/2023
- November 2023 HDWG – Austin Training, 11/10/2023
- December 2023 HDWG – San Antonio Training, 12/5/2023
- 2023 SMWBE – Bexar County, 12/06/2023
- TUHCA Meeting, 1/12/2024
- January 2024 HDWG, 1/18/2024, Virtual
- Texas A&M Forest Service and TEEEX Meet the Vendor Forum, 1/29/2024
- 2024 HDWG, 2/15/2024, Virtual

Of the 266 bids solicited to vendors, 132 of these vendors were HUBs (49.62%), with 16 responses from HUBs, for an overall yield rate of 12.12%.

Despite the highly specialized nature of agricultural research equipment and services, Texas A&M AgriLife Research is committed to increasing opportunities for HUB vendors to participate in our procurements.


Debra Cummings
Assistant Director, Agency CFO


Chris Chamberlain
Director, Procurement Services & HUB


Nick Galetka
HUB Coordinator

**Administrative Services
Procurement Office**

2147-TAMU

College Station, TX 77843-2147

Tel. 979-314-5848 | Fax. 979-458-1217 | nick.galetka@ag.tamu.edu



557 – Fiscal 2024 Semi-Annual HUB Report Supplemental Letter

Texas A&M Medical Veterinary Diagnostic Laboratory is dedicated to providing full and equal opportunities to minority, women, and service-disabled veteran-owned businesses. We are committed to increasing the participation of Historically Underutilized Businesses (HUBs) in our procurement opportunities and making a good-faith effort to meet or exceed HUB goals.

Mentor Protégé Agreement:

Texas A&M Veterinary Medical Diagnostic Laboratory is proud to have fostered a new Mentor Protégé Agreement between Commonwealth Trading Company, Inc. and Best Buy, with an effective date of 1/25/2024.

Additional outreach and participation include:

- 2023 TOAL Regional Conference – Vendor Expo (HUBs Present), 10/2/2023
- 2023 HMSDC - Spot Bid Fair, 10/11-12/2023
- October 2023 HDWG, 10/12/2023, Virtual
- TDLR's 1st Annual Breaking Boundaries HUB Event – 10/12/2023
- November 2023 HDWG – Austin Training, 11/10/2023
- December 2023 HDWG – San Antonio Training, 12/5/2023
- 2023 SMWBE – Bexar County, 12/06/2023
- TUHCA Meeting, 1/12/2024
- January 2024 HDWG, 1/18/2024, Virtual
- Texas A&M Forest Service and TEEEX Meet the Vendor Forum, 1/29/2024
- 2024 HDWG, 2/15/2024, Virtual

Despite the highly specialized nature of veterinary equipment and services, Texas A&M Medical Veterinary Diagnostic Laboratory is committed to increasing opportunities for HUB vendors to participate in our procurements.


Matthew Durham
Assistant Director, Agency CFO


Chris Chamberlain
Director, Procurement Services & HUB


Nick Galetka
HUB Coordinator

Jon Niermann, *Chairman*
Bobby Janecka, *Commissioner*
Catarina R. Gonzales, *Commissioner*
Kelly Keel, *Executive Director*



TEXAS COMMISSION ON ENVIRONMENTAL QUALITY

Protecting Texas by Reducing and Preventing Pollution

Date: 3/14/24

Supplemental Summary for Fiscal Year 2024 Semi-Annual HUB Report for Agency 582

The Texas Commission on Environmental Quality (TCEQ) is dedicated to supporting the goals and intent of the Historically Underutilized Business (HUB) program. Accomplishments during FY24:

- Participated in 15 Economic Opportunity Forums at which HUBs received information on how to do business with TCEQ.
- Maintained sponsorship of two Mentor-Protégé agreements.
- Provided information to HUBs on state procurement requirements and how to do business with TCEQ through one-on-one meetings, email, and by phone.
- Held workshops for HUB vendors on the HUB program and on state and agency procurement requirements.
- Presented HUB-related information at all pre-solicitation conferences, covering areas such as HUB subcontracting plan compliance, the selection of HUBs, the procedure for searching the Central Master Bidders List, and the Mentor-Protégé program.
- Assisted in development of solicitations that emphasized regional service areas, as opposed to the solicitation of service contracts on a statewide basis.
- Ensured specifications did not include unnecessary requirements that would impede HUB participation by, for example, reviewing bond and insurance requirements.
- Provided information regarding TCEQ procurement opportunities, HUB certification and state purchasing requirements to the Texas Association of African American Chambers of Commerce and the Texas Association of Mexican American Chambers of Commerce.
- Participated on CPA Statewide Procurement Division (SPD) HUB trainings.
- Invited the Texas Association of Mexican American Chambers of Commerce (TAMACC) and the Texas Association of African American Chambers of Commerce (TAACC) to TCEQ pre-proposal conferences via webinars in accordance with the previous Memorandum of Cooperation (MOC) agreement.
- Participated in statewide HUB Discussion Workgroup legislative subcommittee and outreach subcommittee meetings.
- Identified a total of \$454,203 payments to governmental entities (i.e., federal agencies, municipalities, etc.). Factoring out these expenditures the actual HUB performance will be higher.
- TCEQ continues its efforts to maximize HUB participation in the Professional Services category, recognizing constraints due to the specialized nature of the agency's engineering contracts and limited vendor availability.

Should you have any questions, please contact TCEQ HUB Coordinator Claribel Diaz via email at claribel.diaz@tceq.texas.gov.

Sincerely,

A handwritten signature in cursive script that reads "Yolanda Davis".

Yolanda Davis, CPP
Deputy Director
Financial Administration Division



TEXAS
JUVENILE JUSTICE
DEPARTMENT

644 – Fiscal Year 2024 Semi-Annual HUB Report Supplemental Letter

The Texas Juvenile Justice Department (TJJD) recognizes the importance of the Historically Underutilized Business (HUB) Program. TJJD is committed to providing the maximum opportunity to Historically Underutilized Business through a good faith effort of effectively promoting economic opportunities to HUB businesses. TJJD is pleased to report the following activities that demonstrate our good faith effort for the period September 1, 2023 – February 29, 2024.

- Active member of the *HUB Discussion Workgroup* and *SACC/Purchasing Subcommittee*, actively participating in the ongoing monthly meetings, gaining knowledge of HUB rules, following pending legislative changes, participating in HUB events, and dissemination HUB information designed to increase HUB opportunity and participation.
- Participated in TDLR's First Annual Breaking Boundaries HUB Expo October 23rd, 2023.
- Attended Tekgration LLC's HUB virtual presentation on February 1st, 2024.
- Attended Perry Office Supplies (HUB vendor) Expo on February 28th, 2024.
- The Agency prepares and distributes information on procurement procedures to HUBs in a manner that encourages participation in state contracts by all businesses.
- Meets with and provides direct, hands on, guidance to interested HUBs seeking information regarding opportunities with TJJD. For HUBs wanting additional assistance, we provide one-on-one information sessions related to participation in other statewide opportunities for HUB businesses.
- Collaborated with CPA HUB department personnel and HUB coordinators from other agencies to increase our knowledge about HUB reporting, the mentor protégé program, and HUB events, including attending CPA HUB Coordinator training November 10th, 2024.

The Texas Juvenile Justice Department supports the State of Texas HUB Program and will continue to be proactive in increasing HUB participation through good faith efforts. Should questions arise relating to this information, please contact Kellie Love, HUB Program Coordinator, at 254-218-2065 or email kellie.love@tjtd.texas.gov .

A handwritten signature in black ink that reads "Kellie W Love".

Kellie Love
HUB Program Coordinator
03/07/2023

709 - Fiscal 2024 Semi-Annual HUB Report Supplemental Letter

Texas A&M University Health Science Center continues its commitment to good faith efforts by supporting to the greatest extent possible HUB participation in university procurement opportunities. This commitment formally extends from Texas A&M University System Policies 25.06 and 25.06.01 regarding HUB participation by all System members.

During this period, Texas A&M Health hosted, sponsored, and and/or participated in multiple outreach events including:

- Houston Minority Supplier Development Council Expo
- Texas A&M at Galveston – HSP Training (Hosted)
- Greater Houston Business Procurement Forum
- B/CS Chamber of Commerce Community Impact Awards (Sponsor)
- TAMU HUB Construction Expo (Co-Hosted)
- TDLR Breaking Boundaries Expo
- DMV Marketing for Success

In addition, Texas A&M Health sponsored two additional Mentor/Protégé Agreements. Best Buy Direct / Commonwealth Trading Company, Inc. PIER Group, LLC / Computer Wholesale Products of America, Inc.

The following is bid data is reported for Texas A&M Health for the period of 9/1/2023 – 2/29/2024.

- Total Bids Sent to HUBs 225
 - Total Responses by HUBs 24
 - Percentage Rate of Responses 10.7%

 - Total Bids Sent 503
 - Total Bids Sent to HUBs 225
 - Percentage of Bids Sent to HUBs 44.7%
- Versus Total Bids Sent

Despite the intricate and highly specialized requirements inherent in medical research equipment and services, Texas A&M Health remains steadfastly committed to broadening avenues for Historically Underutilized Businesses (HUB) vendors to actively participate in these procurements. This commitment underscores its belief in fostering diversity and inclusion within the procurement process, ensuring equitable access to opportunities and fostering a vibrant ecosystem of suppliers within the healthcare research domain.

Robert C. Bounds
 Executive Director, Procurement Services
 Texas A&M University on behalf of
 Texas A&M University Health Science Center

Purchasing & Stores (Bldg. 0957)
 330 Agronomy Road
 1477 TAMU
 College Station, Texas 77843-1477
 Tel. 979-845-4570

<https://purchasing.tamu.edu>



710 – Fiscal Year 2024 Semi-Annual HUB Report Supplemental Letter

The Texas A&M University System (A&M System) remains committed to making a good faith effort to provide equal access and opportunity to Historically Underutilized Businesses within the State of Texas. It is the policy of the A&M System to promote and encourage the use of HUBs for the acquisition of all goods and services through outreach in the State of Texas, and to encourage the development of meaningful relationships with HUBs. Led by the Chancellor of the A&M System, this is a top-down administrative commitment for success. Below are examples of outreach efforts made throughout the year in support of the HUB Program.

- **Identified, promoted, and recruited HUBs for use throughout the A&M System and the System Offices by hosting, sponsoring, and attending forums, fairs, and events:**
 - Participated at the Greater Houston Business Procurement Forum (GHBPF) in September 2023 and February 2024.
 - Participated at the Texas A&M University – SSC HUB Construction Expo, October 2023.
 - Participated at the D/FWMSDC HARDHAT Construction Expo in Irving, TX, February 2024.
 - Maintained the A&M System HUB Program Office webpage to increase resources and information available to businesses.
 - Partnered with the SPD HUB Program Office to host a statewide virtual training on how to navigate the HUB Certification Portal and advise on successfully applying to obtain HUB certification.
- Provided courtesy reviews of HSP forms and submissions prior to solicitation deadlines upon request.
- Worked closely with the Office of Facilities Planning & Construction (FP&C) and the System members to provide opportunities to HUBs for A&M System construction projects by posting, distributing, and promoting major construction projects and encouraging joint ventures with HUBs.
- Collaborated with general contractors who have been awarded contracts on capital projects to host pre-bid and outreach meetings to promote the projects to HUBs and encourage the use of HUBs in subcontracting.

DocuSigned by:
Jeff Zimmermann
E2BE2924E69547F...
Jeff Zimmermann
Executive Director, Procurement & Business Services | HUB Program

DocuSigned by:
Porschia Tolbert
68EBCCBABDF478...
Porschia Tolbert
HUB Program Director

711 & 718 – Fiscal 2024 – Mid-year HUB Report Supplemental Letter

Texas A&M University submits the following supplemental HUB report information with respect to 711-Texas A&M University-Main and 718 - Texas A&M University at Galveston.

As follows is bid data as such bids are issued by Texas A&M University Procurement Services for Texas A&M University Main (711) for the period of 9/1/23 – 2/29/24: 1,760 total bids with 655 sent to HUBs (37.2%); of the 655 sent to HUBs, TAMU received 101 responses giving a yield rate of 15.4%.

As follows is bid data as such bids are issued by Texas A&M University Procurement Services for Texas A&M University at Galveston (718) for the period of 9/1/23 – 2/29/24: 14 total bids with 3 sent to HUBs (21.4%); of the 3 bids sent to HUBs, TAMUG received 0 responses giving a yield rate of 0%.

In summary of good faith efforts exercised by TAMU on its behalf and on behalf of Texas A&M University at Galveston, the following events were attended or conducted through mid-year FY24:


Attended:

- Statewide HUB Discussion Work Group (HDWG)
- Statewide trainings offered by Comptroller's office
- Houston Minority Supplier Expo
- Texas Department of Licensing Expo
- Texas Universities HUB Coordinators Alliance (TUHCA)

Conducted:

- TAMU System Construction Expo
- Joint event with local Chamber of Commerce in recognition of local HUBs
- Meetings with prime and potential mentor protégé

Sincerely,

A handwritten signature in cursive script that reads "Dean Endler".

Dean Endler
Assistant VP for Business Services

Supplemental Summary for FY 2023 Semi-Annual HUB Report for Agency 712


The Texas A&M Engineering Experiment Station (TEES) is the engineering service agency of the State of Texas. We partner with industries, communities, and academic institutions to solve problems to help improve the quality of life, promote economic development and enhance the educational systems of Texas. TEES is also committed to the broad utilization of Historically Underutilized Businesses (HUBs) and minority-owned firms in its procurement process.

TEES has been able to participate in two Economic Opportunity Forums and we look forward to resuming the "Doing Business Texas Style" Spot Bid Fair in Irving, TX. Additional HUB promotion endeavors include participation in the quarterly meetings of the Texas Universities HUB Coordinators Alliance and the HUB Discussion Workgroup. TEES is also seeking a new Mentor Protégé Agreement. We also continue to provide training to the researchers and staff in an effort to increase their awareness of and utilization of HUBs in the procurement of all goods and services.

TEES is continuing two major initiatives that began last year. The first is reviewing all Amazon purchases for office, IT and book related items prior to placing the orders. This process has diverted numerous Amazon orders to HUB vendors. The second is reviewing all requisitions regardless of dollar amount for HUB vendor opportunities.

While we continue to actively research and pursue potential HUB vendors, TEES has few opportunities for Heavy Construction, Building Construction, Special Trade, and Professional Service contracts. As a research entity, TEES also faces some unavailability in the areas of research/industrial laboratory equipment and supplies, as is evident by an average HUB response rate to bid requests of only 2%.

If you need additional information, please contact Ms. Mary Williams, Procurement Director and HUB Coordinator for TEES at (979) 317-3822 or e-mail at me-williams@tamu.edu.



Robert H. Bishop, Ph.D., P.E.

Vice Chancellor for Engineering, The Texas A&M University System
Dean of Engineering, Texas A&M University
Director of the Texas A&M Engineering Experiment Station



713 - FY 2024 SEMI-ANNUAL HUB REPORT SUPPLEMENTAL LETTER

Tarleton State University remains committed to encourage a Good Faith Effort that will support and develop opportunities to all Historically Underutilized Businesses in the state of Texas. TSU offers the following information to supplement the FY24 Semi-Annual HUB report to verify our Good Faith to identify / notify of opportunities and award contracts to Historically Underutilized Businesses.

- Bexar County Business Conference
- HDWG Member

Ongoing Activities:

- Outreach and education are provided in conjunction with the University's Office of People and Culture New Employee Orientation. This acquaints new hires with the HUB program and the importance of the program.
- Join forces with other state agencies through Texas Universities HUB Coordinators Alliance (TUCHA) which stimulates growth within the HUB Program and enables discussion on best practice.
- Tarleton State University posts all bids over \$25,000 on the ESBD.
- Provide review of HSP plans at outsourced contractor's bid openings of awarded contracts and are instructed on the University's HUB goals, utilization and reporting procedures associated with submitting HUB Subcontracting Plans.
- Procurement system simplifies purchasing with HUB vendors by way of punch-out Supplier catalogs on existing contracts.

DocuSigned by:

Kent Styron

D26CF24DE1644F0...

Kent Styron

Assistant Vice President

University Compliance, Contract Administration and Purchasing
HUB Coordinator



720 – Fiscal 2024 Semi-Annual HUB Report Supplemental Letter

It is the policy of The University of Texas System Administration to promote and encourage contracting and subcontracting opportunities for Historically Underutilized Businesses (HUBs) in all contracts. Measurements of supply marketplace variables, including demand for goods and services for which no HUB suppliers are available, and payments to non-certified HUB firms are important considerations in evaluating HUB program performance. In building construction, if we included expenditures of a large economically disadvantaged owned construction firm, our HUB percentage in building construction would rise from 19.82% to 25.68%. In other services, we had large expenditures in insurance premiums and software where traditionally there is limited HUB availability for the scale of projects or in the very specialized categories of services UT System purchases.

Good faith efforts include but are not limited to:

- Made presentation on UT System HUB Construction Contractor Guide at the DFW Minority Supplier Development Council Hard Hat Construction Expo
- Made presentation on the UT System HUB Program and procurement process in partnership with the Contracts and Procurement Office to the Greater Austin Black Chamber of Commerce
- Participation in HUB organizations outreach events in regions across the state and HUB one-on-ones
 - Participated in 7 HUB outreach events sponsored by HUB organizations in cities across the state including Arlington, Austin, Houston, and Dallas
 - Staff had 33 one-on-one meetings with HUB firms virtually, on the phone, and in person
- Focus on Mentor Protégé Program
 - Currently there are 5 active partnerships

The University of Texas System Administration, in partnership with the institutions within The University of Texas System, is committed to maximizing HUB participation by fostering collaborative efforts and innovative approaches ensuring HUB inclusion in local communities throughout the state in an effort to facilitate economic development.

The University of Texas System Administration submits this supplemental letter to provide additional information and background related to its HUB program. Please address inquiries to the HUB Office, 512-499-4377 or e-mail to hhay@utsystem.edu.

Hopeton Hay

Hopeton B. Hay, Executive Director
HUB Office



Texas A&M Transportation Institute
3135 TAMU
College Station, TX 77843-3135

979-317-2000
<http://tti.tamu.edu>

Agency 727 — Fiscal Year 2024 Semi-annual HUB Report Supplemental Letter

The Texas A&M Transportation Institute (TTI) continues its commitment to the State of Texas Historically Underutilized Business (HUB) Program. TTI's goal is to provide procurement and contracting opportunities for qualified businesses through a competitive procurement process. TTI continues efforts to diversify its vendor base. Additionally, the agency continues to partner with other Texas A&M University System members to maximize HUB participation through collaborative efforts.

A research agency within the A&M System, TTI's mission is to solve transportation problems through research, to transfer technology, and to develop diverse human resources to meet the transportation challenges of tomorrow. As a research agency, TTI must sometimes expend funds for unique proprietary equipment and commodities for which there are no HUB sources. These types of expenditures may significantly reduce TTI's HUB participation percentage.

TTI's good-faith efforts to increase the HUB participation level and the diversification of vendors include the following in-reach and outreach initiatives:

- Continuous promotion of the HUB Program and assistance in identifying and using HUB vendors for spot purchases through a proactive approach to HUB vendor visits and certification assistance to vendors.
- Sponsorship of mentor/protégé agreements.
- Participation and training within the HUB Discussion Workgroup and the Texas Universities HUB Coordinators Alliance.
- Review of Amazon purchases by the agency Procurement Office before orders are placed. This process requirement has routed several Amazon orders to available HUB vendors.
- Creation and delivery of monthly reports for each agency division showing that division's top 20 non-HUB vendors by total expenditures. This report is then used to try to identify HUB vendors for the division's needs.
- Implementation of a process to research heavily used vendors to verify continued HUB status.
- Participation and training at A&M System HUB coordinator meetings and the Texas State Comptroller's Office.
- Participation in various specialized vendor and economic opportunity forums, including but not limited to participation in:
 - The 2023 Houston Minority Supplier Development Council Business Expo and Spot Bid Fair.
 - The upcoming Doing Business Texas Style Spot Bid Fair.

Questions regarding the TTI HUB Program should be directed to Krystal Schnettler, TTI HUB coordinator, at (979) 317-2744 or by email at k-schnettler@tti.tamu.edu.

Krystal Schnettler
HUB Coordinator, Texas A&M Transportation Institute

cc: Gregory D. Winfree, Agency Director
Rodney Horrell, Assistant Agency Director and CFO

Re: Supplemental Letter Semi-Annual (September 1, 2023-February 28, 2024) HUB Report for Agency Numbers 730 (UH) and 783 (UH System)

The University of Houston System continually seeks to improve its internal and external outreach, creating innovative programs, reimagining existing programs, and discontinuing programs that are not effective. In FY24, UH anticipates increased HUB spend as subcontracting opportunities will increase as existing capital construction and major renovation projects matriculate through the process of conceptual, programming, design, and construction phases. In addition, UH HUB will be implementing additional strategies to meet its new goals for FY24.

Based on feedback and recognition from various stakeholders, UH appears to be on the right track in listening and responding to the needs of HUBs. For example, The University of Houston (UH) was the recipient of the Houston Minority Supplier Development Council (HMSDC) Advocate of the Year Rigel Award. The Rigel Awards recognize organizations that are setting new standards and establishing supplier diversity best practices. The UH HUB Department Director, Dr. Linelle Clark was also the recipient of Tri-County Regional Black Chamber of Commerce Outstanding Strategic Partner. This honor recognizes business owners and individuals known throughout the community for their authenticity and passion that illuminates a path; so, others may capture a vision that inspires them to accomplish their dreams.

Additional HUB outreach to help increase HUB knowledge about contracting opportunities with UH included participation at the following events:

- Greater Houston Business Procurement (Monthly) Forums
- Asian Chamber of Commerce Conference
- Tri-County Regional Black Chamber of Commerce-Meet & Greet Events
- Texas Association of African American Chambers Conference
- SBDA-Houston Business Matchmaking Event
- Bexar County EXPO
- Golden Triangle Business Forum & EXPO
- Hispanic Chamber of Commerce EXPO

Houston Minority Business Development Agency Subs & Sandwiches Presenter
Examples of FY24 strategies to promote HUB participation, increase HUB Spend and UH Achievement of HUB Goal are:

- Establish Master Contracts with Qualified HUB vendors.
- Identify HUBs used by Peer Universities
- Decrease percentage of HUB vendors submission of non-compliant HSPs by 10%

The HUB Director looks forward to sharing within the annual HUB report the outcomes of UH's FY24 HUB program strategies.



731 – Fiscal Year 2024 Semi-annual HUB Supplemental Letter

Texas Woman's University (731) submits this supplemental letter to the semi-annual Historically Underutilized Business (HUB) report. Texas Woman's University continues its good faith effort to support the HUB program and grow participation in the University's purchases and contracts. Our goal is to continue to raise awareness through outreach and ongoing activities. Below is a brief summary of some of our efforts over the prior six (6) months.

- Created a new position to help increase HUB awareness and outreach
- Attended monthly HDWG meetings
- Posted all bids greater than \$25,000 on ESBD to reach as many HUB's as possible
- Researched HUB vendors on the CBML for informal and formal solicitations
- Created a punch-out catalog for technology purchases from our HUB vendor, Tejas Office Supplies
- Provided review of HSP's for formal solicitations
- Attended Houston Minority Supplier Development Council Spot Bid Fair, October 2023

Sincerely,

A handwritten signature in black ink, appearing to read 'Nancy Cinnater'.

Nancy Cinnater
Chief Procurement Officer/HUB Coordinator



Supplemental Summary Letter for FY2024 Semi-Annual HUB Report for Agency 735

Midwestern State University (MSU) is committed to increasing purchases and contract awards with Historically Underutilized Business (HUB) firms consistent with the State's goals for HUB participation and overall economic development. Purchasing will conduct its work in accordance with federal and state laws, and will perform socioeconomic programs mandated by the Texas Legislature. MSU continues to develop and expand its Historically Underutilized Business (HUB) Program to support small, minority, veteran and woman-owned businesses.

Progresses for this year are noted below:

- Corresponded with a HUB woman-owned company (Regina Teplow) for HUB opportunities 11/16/2023.
- Attended the HMSDC Spot Bid Oct 11-12, 2023 (virtually).
- Attended Angelo State University's Virtual Presentation with Tekgration on 02/01/2024.
- Participate in the monthly Texas Comptroller of Accounts – State of Texas HUB Development Work Group (HDWG) regular monthly meetings.
- Attended Angelo State University's Virtual Presentation with Mavich on 02/28/2024. Encouraged them to become CLC licensed with MSU for promotional supplies opportunities.
- Plan to attend the HUB Spot Bid Fair May 14, 2024 in Irving, TX.
- Visited with one vendor who was a recent HUB to encourage them to obtain certification renewal 03/21/2024.
- Visited with Torrez Paper Company about custodial and other spend opportunities 04/09/2024.
- Plan to attend the Texas Tech University Small Business Expo, June 4, 2024 in Lubbock, TX.

Ongoing Activities:

- Create an environment to further enhance and promote the HUB program.
- Implemented ongoing training on the HUB program for faculty and staff with our training processes.
- Continue to use the centralized master bidders list (CMBL) to increase the bids solicited from HUB's.
- The HUB Search Assistance is added as an appendix to bids for guidance to vendors.
- Continue to utilize Cooperative and purchasing contracts with HUB awarded vendors.
- Continue to introduce new HUB vendors to MSU for additional procurement opportunities.
- Continue open door policy in which minority and woman-owned businesses can come by and ask for assistance in understanding the HUB Program. This includes HUB certification, ESBD state portal, and cooperative opportunities, along with "How to do Business" with MSU and the State of Texas.

MSU is located in the North Central Texas region of the State. The number of HUB vendors in the region is limited, with only 29 HUB vendors in Wichita County and the surrounding 11 counties. This makes it challenging to select a HUB vendor from a competitive standpoint. Most HUB vendors are located at least 120 miles from the University. Their pricing of bids makes it difficult to be competitive with local bidders given the distance and related travel costs. MSU remains committed to growing the subcontracting opportunities for HUB vendors by reviewing the HSP plans and expanding our HUB participation through outreach and vendor engagement to achieve the best value to the University.

In summary, Midwestern State University values and actively supports the HUB Program. It is committed to promoting and increasing HUB vendors wherever possible, and appreciates the state of Texas's efforts to support small, minority, veteran and woman-owned businesses.

Respectfully submitted,


Tracy Nichols

Director, Purchasing and Contract Management

Tracy.nichols@msutexas.edu or 940-397-4277



ANGELO STATE UNIVERSITY
HUB Program/ Logo Licensing

Re: Supplemental Letter for FY2024 Semi-Annual HUB Report for Agency Number 737

Angelo State University (“ASU”) is providing this letter to supplement the Semi-Annual Historically Underutilized Business (“HUB”) Report. This letter serves to provide information on ASU’s efforts to increase HUB vendor utilization and outreach efforts:

- Attended TX Comptroller HUB Training and HUB Development Work Group meetings between 9/1/23 to 2/29/24.
- Outreach efforts include:
 - *HUB & Small Business Events Attended:*
 - 09/28/23 – Hear A HUB Program Virtual Presentation: Sunny Anne, LLC
 - 10/04/23 – Internal HUB Program Presentation for ASU Departments
 - 10/19/23 – Governor’s Small Business Summit – San Angelo
 - 11/02/23 – Meet the Buyer for Small Businesses – San Angelo
 - 11/08/23 – Summus Industries 2023 Virtual Office Supply Show
 - 12/06/23 – Bexar County Business Conference
 - 02/01/24 – Hear A HUB Program Virtual Presentation: Tekgration, LLC
 - 02/28/24 – Hear A HUB Program Virtual Presentation: Mavich, LLC
 - *Community Outreach:* Participated in some Concho Cadres new business welcome events. Contacted small businesses to explain the HUB Program certification process and provided HUB vendors with an opportunity to give presentations.
- *HUB Mentor/Protégé Program:* ASU sponsors 3 Mentor/Protégé agreements. ASU hosted meetings to assess status of agreements and HUB development goals.

ASU is committed to promoting the State of TX HUB Program and will continue to work towards increasing our HUB utilization. If you have questions, please contact me at (325) 486-6844 or Jennifer.lennon@angelo.edu.

Regards,

Jennifer Lennon
HUB & Logo Licensing Coordinator



Supplemental Summary Letter for FY2024 Semi-Annual HUB Report for Agency 739


Texas Tech University Health Sciences Center (TTUHSC) is committed to making good faith efforts to support, promote and include Historically Underutilized Businesses (HUB) in the procurement process and acquisition of goods and services for the institution. Being a healthcare and research institution TTUHSC is challenged to find qualified HUB's that can fulfill professional medical services contracts, offer the specialized and major medical and laboratory equipment required by our clinical and pharmacy operations. To meet the challenge of finding and engaging qualified HUB's the TTUHSC-HUB Office provides internal departmental training, conducts vendor and purchasing training, requires HUB outreach/inclusion in all solicitations and participates in outreach activities across the State. TTUHSC HUB Office continue outreach participation efforts online to attend HUB Discussion Work Group (HDWG) trainings and participation in virtual Summus/Staples Business Review.

Outreach efforts in FY2024 included;

- NAACP HUB/Economic Development workshop
- Staples virtual vendor show
- El Paso, TX Inaugural HUB Vendor Expo

Creating HUB Awareness – continued TTUHSC's support and collaboration with other state agencies through the Texas Association of African American Chamber of Commerce and Texas Association of Mexican American Chamber of Commerce (TAAACC/TAMACC) via the memorandums of cooperation in addition to attending and participating in HUB Discussion Workgroup (HDWG) meetings, trainings and teleconferences.

HUB Vendor Assistance – educate vendors to respond to solicitations and completing an HSP for HUB Subcontract opportunities. Distribute the capability statements of HUB vendor's to departments in an effort to increase HUB participation.


John Haynes (Apr 16, 2024 14:20 CDT)
John Haynes, Managing Director of Purchasing


Sylvia Bradley, HUB Staff Representative



742 - Supplemental Summary for Fiscal Year 2024 Semi-Annual HUB Report

The University of Texas Permian Basin continues to strive to serve the diverse community of Odessa, Texas and the State of Texas by providing contract opportunities and assistance to historically underutilized businesses as well as “new” businesses that strive to become HUB certified.

The following are major activities hosted, sponsored, coordinated and supported by the UTPB HUB program during this reporting period. These involvements serve to expand and strengthen UTPB’s HUB program and outreach efforts. The major objective for our outreach programs is to increase awareness of registered HUB vendors and the goods and services they can offer our campus community.

- Hosting HUB vendor presentations to the UTPB community.
- Partner with the Small Business Development Center to facilitate relationships with new potential HUB vendors to Mentor and Protégé them through the becoming a HUB vendor process.
- Participation in Senator West Spot Bid Fair in Irving, TX.
- Provide information on the importance and requirements of HUB and it’s benefits to the UTPB community in its new users’ trainings.
- Participate in-person at UT System HUB events including the San Antonio SMWVBO and the Houston HMSDC.
- Meet with Commerce Chambers of minority communities in Odessa and Midland, TX to work with more minority owned businesses.

The University of Texas Permian Basin has worked to continually increase HUB spend, and our efforts include a \$10.4 Million contract to a custodial service vendor. The first contract of this value to a HUB for UTPB.

The University of Texas Permian Basin will continue to maintain the HUB program in a priority capacity and put its best efforts forward in providing contracting opportunities for HUB firms.

The University of Texas Permian Basin submits this supplemental letter to provide additional information and background related to its HUB program. Please address inquiries to the Office of Purchasing, 432.552.2792 or email to treto_j@utpb.edu.

J. Treto

J. Treto CTCD
HUB Coordinator – Assistant Director of Purchasing
University of Texas Permian Basin

Supplemental Summary for Fiscal Year 2024 Semi-Annual HUB Report for Agency 743

The University of Texas at San Antonio remains steadfast in its dedication to serving the diverse community of San Antonio and the broader State of Texas. Our ongoing commitment to providing contract opportunities and support to historically underutilized businesses (HUBs), as well as those striving to achieve HUB certification, underscores our mission to foster economic empowerment.

In recent years, we have encountered challenges with major HUB contracts due to various factors such as vendors failing to re-certify, graduation from the program, and decertification. However, despite these obstacles, UTSA remains resolute in its support of the HUB program.

Our HUB Program takes pride in its legacy of collaboration, working diligently to engage with existing HUBs and nurture the growth of new ones not only in San Antonio but across Texas. To enhance partnership opportunities, we actively collaborate with entities such as San Antonio's Chambers of Commerce, the Contractors Association of San Antonio, and the UT System to organize events, speaking engagements, and training sessions. Additionally, in partnership with SAISD Procurement Services and Alamo Colleges Procurement Services, we host quarterly workshops aimed at helping businesses improve their contracting skills.

Our outreach efforts, which encompass proactive engagement and communication initiatives, are strategically designed with dual objectives:

Firstly, to heighten awareness and broaden the pool of vendors proficient in delivering crucial materials, supplies, equipment, and services.

Secondly, to empower the vendor community with comprehensive knowledge of business opportunities at UTSA and the requisite procedures and protocols through targeted communication and educational activities.

We extend our sincere gratitude for your continued leadership and advocacy on behalf of HUB businesses and the State of Texas. With your ongoing support, we are confident in our ability to further expand UTSA's HUB program, thereby creating even more opportunities for HUBs throughout our city and state.

Thank you for your unwavering commitment to promoting the HUB Program,

Warm regards,

Bruce Williams

Bruce Williams II
HUB Program Manager

Supplemental Summary for Fiscal Year 2024 Semi-Annual HUB Report for Agency 745

UT Health San Antonio is committed to demonstrating Good Faith Efforts to assist Historically Underutilized Businesses in supplying the University with supplies, equipment, and services. As a healthcare and research institution, the University must contract for goods and services for which there are few or no HUB sources identified, such as major medical and research equipment, medical and laboratory products, blood products, and oncology pharmaceuticals. Provided below is a representative list of outreach activities that serve as our continued mission to support the HUB Program Good Faith Efforts.

- Conducted presentations, participated in agency panel discussions on “How to do Business with UT Health San Antonio,” and participated as an exhibitor in the following forums:
 - “Contracts in Healthcare” with University Health System & UTHSA Virtual Event
 - MEDWeek Annual Conference & Awards Luncheon
 - SBA 4th Annual Houston Virtual Business Matchmaker
 - HMSDC EXPO & Spot Bid Fair
 - SMWBE 2023 Bexar County Business Conference
 - UT Health San Antonio Fall 2023 HUB Vendor Fair
 - Capability Briefings Session @ UTSA with Center for Government Contracting

- Attended monthly member meetings and special programming with community and professional organizations:
 - NAWBO Monthly Meetings
 - MEDWeek Event Planning Committee & Consortium Meetings
 - San Antonio Business Opportunity Council (SABOC) Monthly Meetings
 - SABOC Awards Reception
 - SMWBE 2023 Bexar County Business Conference Planning Meetings
 - UT System HUB Coordinator Training Advisory Group
 - UT Systemwide HUB Coordinators Meetings
 - HUB Discussion Workgroup (HDWG) & Trainings
 - UT System Supply Chain Alliance (SCA) – Power of Collaboration Conference
 - “Developing the Sell” 3rd Annual Series for Small Businesses with UTSA, ACCD & COSA
 - One on One meetings throughout the year with HUB vendors and potential HUB vendors for assistance with HSPs, HUB certification, PARs and how to do business with UTHSA.

Regards,

Eric R. Walls
Senior Director of Supply Chain Management & HUB Coordinator



Agency 750 Supplemental Letter for FY 2024 Semi-Annual HUB Report

The University of Texas at Tyler (UT Tyler) provides a supportive outreach and community awareness program to promote HUB procurement by (1) educating departmental purchasers on the HUB program, (2) hosting periodic HUB vendor presentations and (3) conducting periodic Staff Coordinating Group meetings.

UT Tyler is committed to making a good faith effort to increase purchases and contract awards with HUB vendors. We continue to concentrate our efforts to increase opportunities for minority and women owned businesses by attending forums and increasing campus awareness and participation in the HUB Program.

Sincerely,

DocuSigned by:

Natalie Harms

3/8/2024 | 3:01 PM CST

Natalie Harms VP, Finance-Interim CFO
The University of Texas at Tyler

UNT SYSTEM™

Agency 752 – University of North Texas Fiscal 2024 Semi-Annual HUB Report Supplemental Letter

The University of North Texas System, Agency 769, manages the Historically Underutilized Business (HUB) Program for each of the entities under a shared services agreement. These agencies include: the University of North Texas (Agency 752); University of North Texas Health Science Center (Agency 763); University of North Texas at Dallas (Agency 773); and the UNT System Administration (Agency 769).

The UNT System submits the following information to supplement the FY 24 Semi-Annual HUB Report as evidence of our Good Faith Effort to locate and transact with HUBs and to exceed our HUB participation goals. Our outreach activities are summarized below.

- Conducted face-to-face and/or virtual meetings with vendors to discuss HUB certification, Mentor/Protégé Programs, and upcoming opportunities
- Worked directly with vendors to complete HUB certification process and to assist with the renewal process
- Attended events sponsored by local chambers of commerce and diversity advocacy groups
- Sponsored various events that included prospective HUB vendors and allowed for opportunities to match-make between Prime vendors and HUB vendors
- Attended numerous pre-solicitation meetings, evaluation committees, and selection interviews
- Managed Mentor-Protégé sponsorships, including quarterly meetings with Mentors and Protégés
- Utilized social media platform to promote opportunities: [UNTS HUB LinkedIn \(http://www.linkedin.com/in/unt-system-historically-underutilized-business-program-693335250\)](http://www.linkedin.com/in/unt-system-historically-underutilized-business-program-693335250)

Our inreach activities include creation of an on campus community forum to connect departments with HUBs that participate in our on campus activities.

If you have further questions regarding our Good Faith Efforts, please contact me.

Sincerely,



Patrice Victor, M.B.A. | Director & HUB Coordinator

UNTS Office of Procurement, Office of Contract Administration/Strategic Sourcing/HUB

University of North Texas System

p: 817.735.2627

e: Patrice.Victor@untsystem.edu



Sam Houston State University

A Member of The Texas State University System

OFFICE OF BUSINESS SERVICES

753 – Fiscal 2024 Semi-Annual HUB Report Supplemental Letter

Sam Houston State University (SHSU) continues in its “Good Faith Effort” to accelerate the University’s Historically Underutilized Business (HUB) participation. The University has developed and maintains several initiatives to promote HUB participation.

- *HUB Coordinator* – The University maintains a HUB Coordinator dedicated to assisting HUB vendors in marketing their products to our University and other area universities. The HUB Coordinator also works with University departments in refining the University’s good faith HUB participation efforts.
- *Outreach* – The University is committed to purchasing goods and services from certified HUBs and participates in various events and outreach measures throughout the year which generate HUB awareness for the University’s departmental needs. The following is a sampling of these activities for the first half of fiscal year 2024.
- **Jan - February** - Attended the Greater Houston Business Procurement Forum (GHBPF) at The Ion with a Purchaser to represent SHSU and SRSU. This is a monthly breakfast forum that SHSU will attend monthly.
- *Mentor/Protégé Program* – The University now sponsors the 3 following mentor/protégé relationships and continues to look at establishing new relationships.

1. WW Grainger and BullChase
2. Staples and Summus Industries
3. MSC and Industrial Solutions

Cynthia Tate Guajardo

Cindy Tate Guajardo
HUB Coordinator

Sam Houston State University is an Equal Opportunity/Affirmative Action Institution

Box 2028 • Huntsville, Texas 77341-2028 • 936.294.1894 • Fax 936.294.1979



STEPHEN F. AUSTIN STATE UNIVERSITY

Procurement and Business Services

P.O. Box 13030, SFA Station • Nacogdoches, Texas 75962-3030
Phone (936) 468-2206 • Fax (936) 468-4282

755 – FY2024 Semi-Annual HUB Report Supplemental Letter

Stephen F. Austin State University (SFA) recognizes the State's goals of placing qualified percentages of total contracts with HUBs, and is committed to make a good faith effort to increase contract awards to HUB vendors. The following activities were undertaken during the last year in an effort to increase the number of contracts awarded to HUB's.

SFA is committed to expanding our HUB participation through outreach efforts as briefly summarized below: During the Semi-Annual HUB report period SFA attended the following Economic Opportunity Forums:

- 2023 HMDSC Expo, Spring, October 11-12, 2023
- Participated in the University of Texas System Supply Chain Alliance "Power of Collaboration" Annual Conference, South Padre, TX, October 22-25, 2023
- Participated in UT Systemwide HUB Coordinators Meeting (virtually) on October 27, 2023
- Nacogdoches County Chamber of Commerce – Business Development Series - HUB Certification Explained, Nacogdoches, November 14, 2023
- Participated in UT Systemwide HUB Coordinators Meeting (virtually) on December 5, 2023
- Angelo State University – Virtual HUB Presentation, January 19, 2024
- Participated in monthly HDWG teleconferences

Forum HUB vendor information is shared with Procurement office, contractors and departments campus wide.

SFA is committed to promoting HUB outreach/inclusion in all solicitations and continued vendor support throughout the community and will continue to work towards increasing HUB utilization.

Questions regarding any information contained herein may be directed to the HUB Coordinator, Lacey Bradshaw, at 936-468-4412 or Lacey.Bradshaw@sfasu.edu.

Respectfully submitted,

Lacey Bradshaw

Contracting Specialist II and HUB Coordinator CTCD/CTCM

Kay Johnson

Executive Director of Finance and Administrative Services and HUB Program

www.sfasu.edu



A Member of The Texas State University System

OFFICE OF BUSINESS SERVICES

756 – Fiscal 2024 Semi-Annual HUB Report Supplemental Letter

Sul Ross State University (SRSU) continues in its “Good Faith Effort” to accelerate the University’s Historically Underutilized Business (HUB) participation. The University has developed and maintains several initiatives to promote HUB participation.

- *HUB Coordinator* – The University maintains a HUB Coordinator dedicated to assisting HUB vendors in marketing their products to our university and other area universities. The HUB Coordinator also works with University departments in refining the University’s good faith HUB participation efforts.
- *Outreach* – The University is committed to purchasing goods and services from certified HUBs and participates in various events and outreach measures throughout the year which generate HUB awareness for the University’s departmental needs. The following is a sampling of these activities for the first half of fiscal year 2024.

Sept -February

- Attended the Greater Houston Business Procurement Forum in Houston. They were excited to see SHSU and Sul Ross Universities together since no one attended in a little while. The HUB Coordinator attends and makes sure a Purchaser as well.

Mentor/Protégé Program – The University actively sponsors with Staples and Summus Industries as a Mentor/Protégé relationship, as well as Grainger and Bullchase.

Cynthia Tate Guajardo
HUB Coordinator



Office of Procurement, Contracts and HUB Program

757 – Fiscal 2024 Semi Annual HUB Report Supplemental Letter

West Texas A&M University remains diligently committed to uphold a Good Faith Effort that promotes and expands opportunities with certified Historically Underutilized Businesses in the state of Texas. It is the aim of the university to raise awareness throughout campus and the community on the HUB program through accomplishments, outreach and ongoing activities.

EOB's Attended:

- Americas SBDC at WTAMU Networking Luncheon, January 2024
- A&M System Wide HUB Meeting and HUB Expo, April 2023
- Texas Tech University Small Business Expo, June 2023
- HDWG-HUB Monthly Meetings
- DFW Spot Bid Fair and HUB Expo, May 2023

Ongoing Activities:

- Assist HUB vendors with opportunities by posting all bids on ESBD as well as reaching out to local HUB vendors.
- Attend construction pre-bid meetings to promote the HUB program and offer HUB Coordinator as a resource to identify HUB vendors for the General Contractor.
- Training sessions for departments on campus to inform on the HUB program and promote the use of HUB vendors.
- Audit and review of current and previous HUB reports to identify opportunities to strengthen the HUB program and provide a comprehensive overview to executive leadership.
- Annual review of the state of the universities HUB program with executive leadership.
- Identify opportunities for HUB vendors
- Identify local vendors who may be HUB eligible and help with application

The HUB program will continue to be a priority at West Texas A&M University, seeking out new mentor protégé agreements and assisting vendors to certify as HUBs. The HUB Coordinator is accessible to all vendors who are seeking information on the HUB program.

West Texas A&M University will continue to promote the HUB program and actively seek out opportunities to grow and promote the program.

Sincerely,

Bryon McCafferty

Bryon McCafferty
Director of Procurement, Contracts and HUB Coordinator
West Texas A&M University
WT Box 61001, Canyon TX 79016
bmccafferty@wtamu.edu

UNT SYSTEM™

Agency 763 – UNT Health Science Center Fiscal 2024 Semi-Annual HUB Report Supplemental Letter

The University of North Texas System, Agency 769, manages the Historically Underutilized Business (HUB) Program for each of the entities under a shared services agreement. These agencies include: the University of North Texas (Agency 752); University of North Texas Health Science Center (Agency 763); University of North Texas at Dallas (Agency 773); and the UNT System Administration (Agency 769).

The UNT System submits the following information to supplement the FY 24 Semi-Annual HUB Report as evidence of our Good Faith Effort to locate and transact with HUBs and to exceed our HUB participation goals. Our outreach activities are summarized below.

- Conducted face-to-face and/or virtual meetings with vendors to discuss HUB certification, Mentor/Protégé Programs, and upcoming opportunities
- Worked directly with vendors to complete HUB certification process and to assist with the renewal process
- Attended events sponsored by local chambers of commerce and diversity advocacy groups
- Sponsored various events that included prospective HUB vendors and allowed for opportunities to match-make between Prime vendors and HUB vendors
- Attended numerous pre-solicitation meetings, evaluation committees, and selection interviews
- Managed Mentor-Protégé sponsorships, including quarterly meetings with Mentors and Protégés
- Utilized social media platform to promote opportunities: [UNTS HUB LinkedIn \(http://www.linkedin.com/in/unt-system-historically-underutilized-business-program-693335250\)](http://www.linkedin.com/in/unt-system-historically-underutilized-business-program-693335250)

Our inreach activities include creation of an on campus community forum to connect departments with HUBs that participate in our on campus activities.

If you have further questions regarding our Good Faith Efforts, please contact me.

Sincerely,



Patrice Victor, M.B.A. | Director & HUB Coordinator

UNTS Office of Procurement, Office of Contract Administration/Strategic Sourcing/HUB

University of North Texas System

p: 817.735.2627

e: Patrice.Victor@untsystem.edu



TEXAS TECH UNIVERSITY SYSTEM

Facilities Planning and Construction™

Re: 768-Fiscal 2024 Semi-Annual HUB Report Supplemental Letter

Texas Tech University System (768) presents this supplemental letter to the semi-annual Historically Underutilized Business (HUB) report. This letter serves to recognize the University's additional efforts to increase HUB participation in the University's purchases and contracts. Texas Tech University System is committed to expanding our HUB participation through outreach efforts as briefly summarized below:

- Participated while emphasizing HUB in the ASU Concho Hall Demolition CMAR Pre-Response Meeting on 9/13/23.
- Attended the HDWG meeting on 9/21/23.
- Attended the HDWG meeting on 10/12/23.
- Attended the HMSDC & Spot Bid Fair, virtually on 10/12/23.
- Attended the HDWG meeting on 11/10/23.
- Attended the HDWG meeting on 12/5/23.
- Participated while emphasizing HUB in the TTU WDDRF & LRCC (Junction) Design Professional Pre-Response Meeting on 12/11/23.
- Attended the HDWG meeting on 1/18/24.
- Participated while emphasizing HUB in the TTUHSC El Paso Clinical Sciences Building CMAR Pre-Response Meeting on 2/6/24.
- Participated while emphasizing HUB in the TTUHSC El Paso Comprehensive Cancer Center CMAR Pre-Response Meeting on 2/6/24.
- Attended the HDWG meeting on 2/15/24.
- Participated while emphasizing HUB in the TTU Red Steagall Institute CMAR Pre-Response Meeting on 2/22/24.
- Continues to participate in State and local monthly meetings to discuss updates to purchasing, HUB, and contracting.

If you have any questions, please do not hesitate to contact me at 806-742-2116 or by email at sayer.senter@ttu.edu.

Sincerely,

A handwritten signature in black ink, appearing to read "Billy Breedlove".

Billy Breedlove
Vice Chancellor

Texas Tech University System Historically Underutilized Business Coordinator

Box 42014 | Lubbock, Texas 79409-2014 | 806.742.2116

UNT SYSTEM™

Agency 769 – UNT System Administration Fiscal 2024 Semi-Annual HUB Report Supplemental Letter

The University of North Texas System, Agency 769, manages the Historically Underutilized Business (HUB) Program for each of the entities under a shared services agreement. These agencies include: the University of North Texas (Agency 752); University of North Texas Health Science Center (Agency 763); University of North Texas at Dallas (Agency 773); and the UNT System Administration (Agency 769).

The UNT System submits the following information to supplement the FY 24 Semi-Annual HUB Report as evidence of our Good Faith Effort to locate and transact with HUBs and to exceed our HUB participation goals. Our outreach activities are summarized below.

- Conducted face-to-face and/or virtual meetings with vendors to discuss HUB certification, Mentor/Protégé Programs, and upcoming opportunities
- Worked directly with vendors to complete HUB certification process and to assist with the renewal process
- Attended events sponsored by local chambers of commerce and diversity advocacy groups
- Sponsored various events that included prospective HUB vendors and allowed for opportunities to match-make between Prime vendors and HUB vendors
- Attended numerous pre-solicitation meetings, evaluation committees, and selection interviews
- Managed Mentor-Protégé sponsorships, including quarterly meetings with Mentors and Protégés
- Utilized social media platform to promote opportunities: [UNTS HUB LinkedIn \(http://www.linkedin.com/in/unt-system-historically-underutilized-business-program-693335250\)](http://www.linkedin.com/in/unt-system-historically-underutilized-business-program-693335250)

Our inreach activities include creation of an on campus community forum to connect departments with HUBs that participate in our on campus activities.

If you have further questions regarding our Good Faith Efforts, please contact me.

Sincerely,



Patrice Victor, M.B.A. | Director & HUB Coordinator

UNTS Office of Procurement, Office of Contract Administration/Strategic Sourcing/HUB

University of North Texas System

p: 817.735.2627

e: Patrice.Victor@untsystem.edu

UNT SYSTEM™

Agency 773 – UNT Dallas Fiscal 2024 Semi-Annual HUB Report Supplemental Letter

The University of North Texas System, Agency 769, manages the Historically Underutilized Business (HUB) Program for each of the entities under a shared services agreement. These agencies include: the University of North Texas (Agency 752); University of North Texas Health Science Center (Agency 763); University of North Texas at Dallas (Agency 773); and the UNT System Administration (Agency 769).

- Conducted face-to-face and/or virtual meetings with vendors to discuss HUB certification, Mentor/Protégé Programs, and upcoming opportunities
- Worked directly with vendors to complete HUB certification process and to assist with the renewal process
- Attended events sponsored by local chambers of commerce and diversity advocacy groups
- Sponsored various events that included prospective HUB vendors and allowed for opportunities to match-make between Prime vendors and HUB vendors
- Attended numerous pre-solicitation meetings, evaluation committees, and selection interviews
- Managed Mentor-Protégé sponsorships, including quarterly meetings with Mentors and Protégés
- Utilized social media platform to promote opportunities: [UNTS HUB LinkedIn \(http://www.linkedin.com/in/unt-system-historically-underutilized-business-program-693335250\)](http://www.linkedin.com/in/unt-system-historically-underutilized-business-program-693335250)

Our inreach activities include creation of an on campus community forum to connect departments with HUBs that participate in our on campus activities.

If you have further questions regarding our Good Faith Efforts, please contact me.

Sincerely,



Patrice Victor, M.B.A. | Director & HUB Coordinator

UNTS Office of Procurement, Office of Contract Administration/Strategic Sourcing/HUB

University of North Texas System

p: 817.735.2627

e: Patrice.Victor@untsystem.edu

Agency 774 - Fiscal 2024 Semi-Annual HUB Report Supplemental Summary Letter

Texas Tech University Health Sciences Center El Paso is committed to making good faith efforts to support, promote and include Historically Underutilized Businesses (HUB) in the procurement process and acquisition of goods and services for the institution. Being a healthcare and research institution TTUHSC El Paso is challenged to find qualified HUB's that can fulfill professional medical services contracts, offer the specialized major medical and laboratory equipment required by the institution as well as finding HUB's that can provide the pharmaceuticals required by our clinical and pharmacy operations. To meet the challenge of finding and engaging qualified HUB's the TTUHSC El Paso-HUB Office provides internal departmental training, conducts vendor and purchaser training, requires HUB outreach/inclusion in all solicitations and participates in outreach activities across the State.

Outreach efforts in FY 2024 included the attendance and participation at the following events:

- Annual Houston Business Matchmaker, Houston, TX
- HUB Discussion Working Groups (HDWG)
- 1st TTUHSCEP HUB Expo, El Paso, TX



Patricia I. Myers

Managing Director

Purchasing Services

Fred Farias III, OD, MS, FAAO
 CHAIR

Donna N. Williams
 VICE CHAIR

S. Javaid Anwar
 SECRETARY OF THE BOARD

Cage M. Sawyers
 STUDENT REPRESENTATIVE

Richard L. Clemmer
 Stacy A. Hock
 Emma W. Schwartz
 Ashlie A. Thomas
 Welcome Wilson, Jr.
 Daniel O. Wong

Harrison Keller, Ph.D.
 COMMISSIONER OF HIGHER EDUCATION

April 22, 2024

Dear Statewide Procurement Division HUB Program,

The Texas Higher Education Coordinating Board (THECB) is submitting this supplemental letter to support the 2023-2024 Historically Underutilized Businesses (HUB) figures and provide additional information and background related to its efforts in booting participation amount HUBs.

THECB's Outreach Efforts Included:

- Exhibitor: Texas Department of Licensing and Regulation, October 2023
- Training: HDWG HUB Conference in San Antonio, December 2023
- Exhibitor: Bexar County Business Conference at Freeman Expo Hall, December 2023
- Exhibitor: Texas Department of Motor Vehicles Annual Marketing for Success HUB Fair, April 2024
- Over 1,000 HUB vendors sent bid opportunities.

		Asian		Black		Hispanic		American Indian		Disabled Veteran		WO	Hub	Non Hub	Totals
		M	F	M	F	M	F	M	F	M	F	F	N/A	N/A	
Hub Bids Sent		230	141	135	54	134	52	13	6	27	0	245	1,037	770	1,807
Hub Bids Received		13	8	1	0	4	4	0	0	0	0	11	37	32	69

The THECB understands the positive impact HUB vendors have on the state’s economic development and will continue its efforts to utilize the goods and services offered by the HUB community.

For questions, please contact Linda Natal, Director Procurement/HUB Coordinator at Linda.Natal@highered.texas.gov.

Sincerely,

Linda Natal

Linda Natal
 Director, Procurement/HUB Coordinator

Re: Supplemental Letter Semi-Annual (September 1, 2023-February 28, 2024) HUB Report for Agency Numbers 730 (UH) and 783 (UH System)

The University of Houston System continually seeks to improve its internal and external outreach, creating innovative programs, reimagining existing programs, and discontinuing programs that are not effective. In FY24, UH anticipates increased HUB spend as subcontracting opportunities will increase as existing capital construction and major renovation projects matriculate through the process of conceptual, programming, design, and construction phases. In addition, UH HUB will be implementing additional strategies to meet its new goals for FY24.

Based on feedback and recognition from various stakeholders, UH appears to be on the right track in listening and responding to the needs of HUBs. For example, The University of Houston (UH) was the recipient of the Houston Minority Supplier Development Council (HMSDC) Advocate of the Year Rigel Award. The Rigel Awards recognize organizations that are setting new standards and establishing supplier diversity best practices. The UH HUB Department Director, Dr. Linelle Clark was also the recipient of Tri-County Regional Black Chamber of Commerce Outstanding Strategic Partner. This honor recognizes business owners and individuals known throughout the community for their authenticity and passion that illuminates a path; so, others may capture a vision that inspires them to accomplish their dreams.

Additional HUB outreach to help increase HUB knowledge about contracting opportunities with UH included participation at the following events:

- Greater Houston Business Procurement (Monthly) Forums
- Asian Chamber of Commerce Conference
- Tri-County Regional Black Chamber of Commerce-Meet & Greet Events
- Texas Association of African American Chambers Conference
- SBDA-Houston Business Matchmaking Event
- Bexar County EXPO
- Golden Triangle Business Forum & EXPO
- Hispanic Chamber of Commerce EXPO

Houston Minority Business Development Agency Subs & Sandwiches Presenter
Examples of FY24 strategies to promote HUB participation, increase HUB Spend and UH Achievement of HUB Goal are:

- Establish Master Contracts with Qualified HUB vendors.
- Identify HUBs used by Peer Universities
- Decrease percentage of HUB vendors submission of non-compliant HSPs by 10%

The HUB Director looks forward to sharing within the annual HUB report the outcomes of UH's FY24 HUB program strategies.



UT Tyler[™]

**HEALTH SCIENCE
CENTER**

March 15, 2024

**SEMI-ANNUAL - SUPPLEMENTAL SUMMARY FOR FY2024
HUB REPORT FOR AGENCY #785**

The University of Texas at Tyler Health Science Center (UTTHSC) has made using Historically Underutilized Business (HUB) a continuing part of all its procurement strategies as demonstrated through its internal and external efforts to procure needed goods and services with HUB firms whenever they are available. UTTHSC provides a supportive outreach and community awareness to promote the HUB program by educating all purchasers on the HUB program through weekly meetings, HUB reports, and hosting HUB vendor presentations. In addition, Purchasing Services actively uses the Central Master Bidders List and its HUB information to make the greatest use of all-discretionary spending.

UTTHSC is a founding member of the Texas Universities HUB Coordinators Alliance (TUHCA) and was the President for FY2005-2006, which brings together the resources and experience of 14 North and Northeast Texas Universities HUB Coordinators to share program information.

As a healthcare and research institution, UTTHSC must contract for goods and services for which there is minimal, or no HUB sources identified such as some medical supplies. UTTHSC has partnered with Ardent, which is a Non-State entity, to form UT Health East Texas, a public-private partnership deemed to serve a public purpose by the UT System Board of Regents. Given this arrangement, a number of these products are now purchased through Ardent using the contracts they hold for medical supplies, such as laboratory, chemicals, blood products, anesthesia, and pharmaceuticals.

UTTHSC supports the minority and women owned business through outreach efforts including participation in vendor fairs and hosting or co-hosting trade shows.

Sincerely,
DocuSigned by:

Natalie Harms

Natalie Harms, VP, Finance-Interim CFO
The University of Texas at Tyler Health Science Center

ATTACHMENT A - HUB REPORT PROCUREMENT CATEGORIES

ATTACHMENT – A
FISCAL 2024 SEMI-ANNUAL HUB REPORT
PROCUREMENT CATEGORIES with EXPENDITURE (OBJECT) CODES

Expenditure (Object) Code Categories Not Included: benefits, claims and judgments, interfund transfers, interagency payments, investments, payment of interest, payment of principal, public assistance payments, rental and leases, utilities, salaries, wages, travel, grants, scholarships, real estate purchases, right-of-way, emergency abatement response, and other expenses as determined by the State of Texas Disparity Study.

Category	Object Code	Description
Heavy Construction Other than Building Contracts (01) Statewide HUB Goal, 11.2%	7270	Real Property - Infrastructure - Maintenance and Repair - Expensed
Heavy Construction Other than Building Contracts (01) Statewide HUB Goal, 11.2%	7347	Real Property - Construction in Progress/Highway Network - Capitalized (Restricted to TxDOT use only)
Heavy Construction Other than Building Contracts (01) Statewide HUB Goal, 11.2%	7356	Real Property - Infrastructure - Capitalized
Heavy Construction Other than Building Contracts (01) Statewide HUB Goal, 11.2%	7358	Real Property - Infrastructure/Preservation Costs - Expensed (Restricted to TxDOT use only)
Building Construction, including General Contractors and Operative Builders Contracts (02) Statewide HUB Goal, 21.1%	7336	Real Property - Facilities and Other Improvements – Capitalized
Building Construction, including General Contractors and Operative Builders Contracts (02) Statewide HUB Goal, 21.1%	7340	Real Property and Improvements - Expensed
Building Construction, including General Contractors and Operative Builders Contracts (02) Statewide HUB Goal, 21.1%	7341	Real Property - Construction in Progress - Capitalized
Building Construction, including General Contractors and Operative Builders Contracts (02) Statewide HUB Goal, 21.1%	7357	Real Property - Infrastructure/Preservation Costs – Capitalized
Special Trade Construction Contracts (03) Statewide HUB Goal, 32.9%	7266	Real Property - Buildings - Maintenance and Repair – Expensed
Special Trade Construction Contracts (03) Statewide HUB Goal, 32.9%	7338	Real Property - Facilities and Other Improvements - Maintenance and Repair - Expensed
Special Trade Construction Contracts (03) Statewide HUB Goal, 32.9%	7343	Real Property - Building Improvements - Capitalized
Special Trade Construction Contracts (03) Statewide HUB Goal, 32.9%	7344	Leasehold Improvements - Capitalized
Special Trade Construction Contracts (03) Statewide HUB Goal, 32.9%	7346	Real Property - Land Improvements - Capitalized

Special Trade Construction Contracts (03) Statewide HUB Goal, 32.9%	7354	Leasehold Improvements - Expensed
Professional Services Contracts (04, 05 & 09) Statewide HUB Goal, 23.7%	7245	Financial and Accounting Services (04)
Professional Services Contracts (04, 05 & 09) Statewide HUB Goal, 23.7%	7248	Medical Services (09)
Professional Services Contracts (04, 05 & 09) Statewide HUB Goal, 23.7%	7256	Architectural/Engineering Services (05)
Other Services Contracts (06) Statewide HUB Goal, 26.0%	7204	Insurance Premiums and Deductibles
Other Services Contracts (06) Statewide HUB Goal, 26.0%	7205	Employee Bonds
Other Services Contracts (06) Statewide HUB Goal, 26.0%	7206	Service Fee Paid to the Lottery Operator
Other Services Contracts (06) Statewide HUB Goal, 26.0%	7211	Awards
Other Services Contracts (06) Statewide HUB Goal, 26.0%	7216	Insurance Premiums - Approval by Board of Insurance and Attorney General
Other Services Contracts (06) Statewide HUB Goal, 26.0%	7218	Publications
Other Services Contracts (06) Statewide HUB Goal, 26.0%	7239	Consultant Services - Approval by Office of the Governor
Other Services Contracts (06) Statewide HUB Goal, 26.0%	7240	Consultant Services - Other
Other Services Contracts (06) Statewide HUB Goal, 26.0%	7242	Consulting Services - Information Technology (Computer)
Other Services Contracts (06) Statewide HUB Goal, 26.0%	7243	Educational/Training Services
Other Services Contracts (06) Statewide HUB Goal, 26.0%	7249	Veterinary Services
Other Services Contracts (06) Statewide HUB Goal, 26.0%	7253	Other Professional Services
Other Services Contracts (06) Statewide HUB Goal, 26.0%	7255	Investment Counseling Services
Other Services Contracts (06) Statewide HUB Goal, 26.0%	7257	Legal Services - Approval by the State Office of Administrative Hearings
Other Services Contracts (06) Statewide HUB Goal, 26.0%	7258	Legal Services
Other Services Contracts (06) Statewide HUB Goal, 26.0%	7259	Race Track Officials
Other Services Contracts (06) Statewide HUB Goal, 26.0%	7262	Personal Property - Maintenance and Repair - Computer Software -Expensed
Other Services Contracts (06) Statewide HUB Goal, 26.0%	7263	Personal Property - Maintenance and Repair - Aircraft – Expensed
Other Services Contracts (06) Statewide HUB Goal, 26.0%	7267	Personal Property - Maintenance and Repair - Computer Equipment -Expensed

Other Services Contracts (06) Statewide HUB Goal, 26.0%	7271	Real Property - Land - Maintenance and Repair – Expensed
Other Services Contracts (06) Statewide HUB Goal, 26.0%	7272	Hazardous Waste Disposal Services
Other Services Contracts (06) Statewide HUB Goal, 26.0%	7273	Reproduction and Printing Services
Other Services Contracts (06) Statewide HUB Goal, 26.0%	7274	Temporary Employment Agencies
Other Services Contracts (06) Statewide HUB Goal, 26.0%	7275	Information Technology Services
Other Services Contracts (06) Statewide HUB Goal, 26.0%	7276	Communication Services
Other Services Contracts (06) Statewide HUB Goal, 26.0%	7277	Cleaning Services
Other Services Contracts (06) Statewide HUB Goal, 26.0%	7281	Advertising Services
Other Services Contracts (06) Statewide HUB Goal, 26.0%	7284	Data Processing Services
Other Services Contracts (06) Statewide HUB Goal, 26.0%	7286	Freight/Delivery Service
Other Services Contracts (06) Statewide HUB Goal, 26.0%	7299	Purchased Contracted Services
Other Services Contracts (06) Statewide HUB Goal, 26.0%	7337	Real Property - Facilities and Other Improvements - Capital Lease
Other Services Contracts (06) Statewide HUB Goal, 26.0%	7350	Real Property - Buildings - Capital Lease
Other Services Contracts (06) Statewide HUB Goal, 26.0%	7366	Personal Property - Capital Lease
Other Services Contracts (06) Statewide HUB Goal, 26.0%	7367	Personal Property - Maintenance and Repair – Expensed
Other Services Contracts (06) Statewide HUB Goal, 26.0%	7368	Personal Property - Maintenance and Repair - Motor Vehicles - Expensed
Other Services Contracts (06) Statewide HUB Goal, 26.0%	7514	Real Property - Infrastructure - Telecommunications - Maintenance and Repair - Expensed
Other Services Contracts (06) Statewide HUB Goal, 26.0%	7516	Telecommunications - Other Service Charges
Other Services Contracts (06) Statewide HUB Goal, 26.0%	7526	Waste Disposal
Commodities Contracts (07 & 08) Statewide HUB Goal, 21.1%	7300	Consumables
Commodities Contracts (07 & 08) Statewide HUB Goal, 21.1%	7304	Fuels and Lubricants - Other
Commodities Contracts (07 & 08) Statewide HUB Goal, 21.1%	7307	Fuels and Lubricants - Aircraft
Commodities Contracts (07 & 08) Statewide HUB Goal, 21.1%	7309	Promotional Items
Commodities Contracts (07 & 08) Statewide HUB Goal, 21.1%	7310	Chemicals and Gases
Commodities Contracts (07 & 08) Statewide HUB Goal, 21.1%	7312	Medical Supplies

Commodities Contracts (07 & 08) Statewide HUB Goal, 21.1%	7315	Food Purchased by the State
Commodities Contracts (07 & 08) Statewide HUB Goal, 21.1%	7316	Food Purchased for Wards of the State
Commodities Contracts (07 & 08) Statewide HUB Goal, 21.1%	7322	Personal Items - Wards of the State
Commodities Contracts (07 & 08) Statewide HUB Goal, 21.1%	7324	Credit Card Purchases for Clients or Wards of the State
Commodities Contracts (07 & 08) Statewide HUB Goal, 21.1%	7325	Services for Wards of the State
Commodities Contracts (07 & 08) Statewide HUB Goal, 21.1%	7328	Supplies/Materials - Agriculture, Construction and Hardware
Commodities Contracts (07 & 08) Statewide HUB Goal, 21.1%	7330	Parts - Furnishings and Equipment
Commodities Contracts (07 & 08) Statewide HUB Goal, 21.1%	7331	Plants
Commodities Contracts (07 & 08) Statewide HUB Goal, 21.1%	7333	Fabrics and Linens
Commodities Contracts (07 & 08) Statewide HUB Goal, 21.1%	7334	Personal Property - Furnishings, Equipment and Other - Expensed
Commodities Contracts (07 & 08) Statewide HUB Goal, 21.1%	7335	Parts - Computer Equipment - Expensed
Commodities Contracts (07 & 08) Statewide HUB Goal, 21.1%	7351	Personal Property - Passenger Cars - Capital Lease
Commodities Contracts (07 & 08) Statewide HUB Goal, 21.1%	7352	Personal Property - Other Motor Vehicles - Capital Lease
Commodities Contracts (07 & 08) Statewide HUB Goal, 21.1%	7361	Personal Property - Capitalized
Commodities Contracts (07 & 08) Statewide HUB Goal, 21.1%	7365	Personal Property - Boats - Capitalized
Commodities Contracts (07 & 08) Statewide HUB Goal, 21.1%	7371	Personal Property - Passenger Cars - Capitalized
Commodities Contracts (07 & 08) Statewide HUB Goal, 21.1%	7372	Personal Property - Other Motor Vehicles - Capitalized
Commodities Contracts (07 & 08) Statewide HUB Goal, 21.1%	7373	Personal Property - Furnishings and Equipment - Capitalized
Commodities Contracts (07 & 08) Statewide HUB Goal, 21.1%	7374	Personal Property - Furnishings and Equipment - Controlled
Commodities Contracts (07 & 08) Statewide HUB Goal, 21.1%	7375	Personal Property - Aircraft - Capitalized
Commodities Contracts (07 & 08) Statewide HUB Goal, 21.1%	7376	Personal Property - Furnishings and Equipment - Capital Lease
Commodities Contracts (07 & 08) Statewide HUB Goal, 21.1%	7377	Personal Property - Computer Equipment - Expensed
Commodities Contracts (07 & 08) Statewide HUB Goal, 21.1%	7378	Personal Property - Computer Equipment - Controlled
Commodities Contracts (07 & 08) Statewide HUB Goal, 21.1%	7379	Personal Property - Computer Equipment - Capitalized
Commodities Contracts (07 & 08) Statewide HUB Goal, 21.1%	7380	Intangible Property - Computer Software - Expensed

Commodities Contracts (07 & 08) Statewide HUB Goal, 21.1%	7384	Personal Property - Animals - Expensed
Commodities Contracts (07 & 08) Statewide HUB Goal, 21.1%	7385	Personal Property - Computer Equipment - Capital Lease
Commodities Contracts (07 & 08) Statewide HUB Goal, 21.1%	7386	Personal Property - Animals - Capitalized
Commodities Contracts (07 & 08) Statewide HUB Goal, 21.1%	7393	Merchandise Purchased for Resale
Commodities Contracts (07 & 08) Statewide HUB Goal, 21.1%	7394	Raw Material Purchases
Commodities Contracts (07 & 08) Statewide HUB Goal, 21.1%	7395	Intangible - Computer Software - Purchased - Capitalized
Commodities Contracts (07 & 08) Statewide HUB Goal, 21.1%	7406	Rental of Furnishings and Equipment
Commodities Contracts (07 & 08) Statewide HUB Goal, 21.1%	7411	Rental of Computer Equipment
Commodities Contracts (07 & 08) Statewide HUB Goal, 21.1%	7415	Rental of Computer Software
Commodities Contracts (07 & 08) Statewide HUB Goal, 21.1%	7442	Rental of Motor Vehicles
Commodities Contracts (07 & 08) Statewide HUB Goal, 21.1%	7445	Rental of Aircraft
Commodities Contracts (07 & 08) Statewide HUB Goal, 21.1%	7449	Rental of Marine Equipment
Commodities Contracts (07 & 08) Statewide HUB Goal, 21.1%	7510	Telecommunications - Parts and Supplies
Commodities Contracts (07 & 08) Statewide HUB Goal, 21.1%	7512	Personal Property - Telecommunications Equipment - Capitalized
Commodities Contracts (07 & 08) Statewide HUB Goal, 21.1%	7517	Personal Property - Telecommunications Equipment - Expensed
Commodities Contracts (07 & 08) Statewide HUB Goal, 21.1%	7519	Real Property - Infrastructure - Telecommunications - Capital Lease
Commodities Contracts (07 & 08) Statewide HUB Goal, 21.1%	7520	Real Property - Infrastructure - Telecommunications - Capitalized
Commodities Contracts (07 & 08) Statewide HUB Goal, 21.1%	7521	Real Property - Infrastructure - Telecommunications - Expensed
Commodities Contracts (07 & 08) Statewide HUB Goal, 21.1%	7522	Telecommunications - Equipment Rental

ATTACHMENT B - HUB REPORT COMPONENTS

ATTACHMENT – B

STATEWIDE PROCUREMENT DIVISION HUB REPORT COMPONENTS

SECTION I: EXECUTIVE LETTER AND SUMMARY

- The Executive Letter summarizes major trends in State spending with historically underutilized businesses (HUBs).
- The Executive Summary provides statistical information regarding the number and ethnic/gender composition of HUBs and outlines State spending with HUBs by major procurement category, type of purchasing, and ethnicity/gender.

SECTION II: STATEWIDE TOTALS

This section provides statewide totals for each procurement category, including all reported state agency expenditure data.

- **FUND TYPE COLUMN**

- T = Treasury Funds**

- Funds maintained in the state treasury and reported by the Comptroller's Office for each state agency and institution of higher education.

- N = Non-Treasury Funds**

- Funds maintained locally and reported by state agencies and institutions of higher education.

- S = Subcontractor Funds and Procurement Card HUB Purchases**

- Payments made to HUBs by a Prime Contractor with a state agency or institution of higher education. This column also includes purchases made from HUBs using the State of Texas procurement card.

- I = Interagency Payments**

- Interagency Payments are excluded if the agency's Comptroller assigned identification number, not the agency's federal identification number, is used for payment.

- TC = Term Contracts**

- Payments made from Treasury and Non-Treasury funds to term contract vendors. In accordance with Texas Government Code 2161, Term Contracts will be subtracted from each agency's total expenditures and shown under Statewide Purchases Awarded and Managed by Texas Comptroller of Public Accounts' Statewide Procurement Division (Section VI).

- **TOTAL EXPENDITURES COLUMN**

- Total Expenditures (HUBs and Non-HUBs) paid under allowable object codes for the reporting period.

- **TOTAL SPENT WITH NON-HUBs AMOUNT (PERCENT) COLUMN**

- Total dollar amount and percentage paid to Non-HUBs during the reporting period.

- **TOTAL SPENT WITH HUBs AMOUNT (PERCENT) COLUMN**

- Total dollar amount and percentage paid to HUBs during the reporting period.

- **TOTAL SPENT WITH HUBS BY ETHNICITY AND/OR GENDER AMOUNT (PERCENT)**

- Total dollar amount and percentage paid to the HUBs by ethnicity/gender.

- **STATEWIDE GRAND TOTAL EXPENDITURES AMOUNT (PERCENT)**

- Grand totals and percentages for each column.

SECTION III: STATEWIDE ANALYSIS OF AWARDS

- **STATEWIDE ANALYSIS OF TOTAL AWARDS**

Provides the total number of HUBs and non-HUBs receiving awards, including total expenditures and percentages.

- **STATEWIDE ANALYSIS OF AWARDS TO CERTIFIED HUBs BY ETHNICITY/GENDER**

Provides a detailed analysis of awards made to HUBs by ethnicity and gender, including total expenditures and percentage of awards to each ethnic group and gender.

- **STATEWIDE ANALYSIS OF AWARDS TO CERTIFIED HUBs BY PROCUREMENT CATEGORY**

Provides a detailed analysis of awards made to HUBs by procurement category, including total expenditures and percentage of awards in each procurement category.

- **STATEWIDE ANALYSIS OF AWARDS TO CERTIFIED HUBs BY PROCUREMENT CATEGORIES AND OBJECT CODES**

Provides a detailed analysis of awards made to HUBs by procurement categories and object codes, including total expenditures and percentage of awards in each procurement category and object code.

- **STATEWIDE ANALYSIS OF AWARDS TO CERTIFIED HUBs BY OBJECT CODES**

Provides a detailed analysis of awards made to HUBs by object codes, including total expenditures and percentage of awards in each object code.

SECTION IV: STATE AGENCY RANKINGS

- **AGENCIES SPENDING MORE THAN \$25,000 WITH \$0 SPENDING WITH HUBS**

Agencies with expenditures greater than \$25,000 with \$0 spending with HUBs.

- **TOP 50 AGENCIES BY TOTAL EXPENDITURES**

The top 50 state agencies and institutions of higher education listed by total amount of HUB reportable expenditures. List includes total HUB spending and HUB spending as a percent of total expenditures.

- **AGENCIES SPENDING MORE THAN \$5 MILLION**

Ranking of state agencies and institutions of higher education spending more than \$5 million.

- **AGENCIES RANKED BY TOTAL EXPENDITURES**

Ranking of state agencies and institutions of higher education by total expenditures showing HUB expenditures.

SECTION V: GROUP PURCHASING

According to Texas Government Code, § 2161.122(d), a state agency participating in a group purchasing program shall send to the Comptroller in the agency's report under Section 2161.121 a separate list of purchases from historically underutilized businesses that are made through the group purchasing program, including the dollar amount of each purchase allocated to the reporting agency. This section provides a summary of state agencies and institutions of higher education that participate in a group purchasing program.

SECTION VI: STATEWIDE PURCHASES AWARDED AND MANAGED BY THE TEXAS COMPTROLLER OF PUBLIC ACCOUNTS' STATEWIDE PROCUREMENT DIVISION (SPD) AND BY THE TEXAS FACILITIES COMMISSION (TFC)

This section provides a summary of purchases awarded and managed by the SPD Open Market Purchases and Term Contracts, and the Architectural and Engineering (A&E) and Construction projects awarded and managed by the TFC.

SECTION VII: STATE AGENCY EXPENDITURE DATA

Similar to the format for Section II, this Section provides individual state agency expenditures. This section includes agency number, name, fund type, total expenditures, total spent with non-HUBs, and total spent with HUBs.

SECTION VIII: STATE AGENCY SUPPLEMENTAL SUMMARY REPORTS

• **BUSINESSES PARTICIPATING IN STATE BOND ISSUANCES**

State of Texas bond issuers are required to report to the Comptroller the number of HUBs and Non-HUBs who participated in the agency's bond issuances.

• **TOTAL NUMBER OF BIDS AND/OR PROPOSALS RECEIVED**

Agencies and institutions of higher education are required to report to the Comptroller all bids, quotes, offers, and proposals received in the format prescribed by the Comptroller.

• **TOTAL STATE AGENCY CONTRACTS AWARDED**

Agencies and institutions of higher education are required to report to the Comptroller all contracts (competitive and non-competitive) awarded in the format prescribed by the Comptroller.

• **SUPPLEMENTAL LETTERS**

State agencies and institutions of higher education are not required to submit a supplemental letter as part of the HUB Report. However, the Comptroller provides agencies and institutions of higher education the option to submit a supplemental letter in order to provide additional information regarding agency HUB program activities.

ATTACHMENT C - HUB REPORTING PROCEDURES

**FISCAL 2024 SEMI-ANNUAL
STATEWIDE HISTORICALLY UNDERUTILIZED BUSINESS
(HUB) REPORTING PROCEDURES**

TABLE OF CONTENTS

1. General Information	2
2. Format for the Semi-Annual and Annual HUB Reports	2
3. State of Texas HUB Goals	3
4. HUB Expenditure Credit	4
5. Expenditure (Object) Codes Included in HUB Report (Attachment A)	4
6. Reporting of Supplemental Data	5
7. Supplemental Summary Letter (Optional)	7
8. Reporting of Payment Data	7
9. Electronic Data Format and Data Submission Process	8
10. Draft Report Review	12
11. Reporting of Treasury Funds	12
12. Reporting of Non-Treasury Funds	13
13. Reporting of Term Contracts	15
14. Reporting of Subcontractor Funds	15
15. Avoiding HUB Subcontract Discrepancies	17
16. Department of Information Resources (DIR) Purchases	18
17. Texas Public Finance Authority (TPFA)	18
18. Reporting of Procurement Card HUB Purchases	18
19. Reporting of Group Purchases Program	20
20. HUB Report Exclusions	21
21. Inter-Government Payment Exclusion Application	21
22. On-line HUB Report	22
23. Contact Information	22

1. General Information

According to Texas Government Code, Chapter 2161, the Office of the Comptroller of Public Accounts (CPA) is responsible for managing the Statewide Historically Underutilized Business (HUB) Program for minority- and women-owned businesses. CPA is required to compile a semi-annual and annual report of contracts awarded to HUBs by state agencies and institutions of higher education. The report documents expenditures in six (6) procurement categories identified as Heavy Construction, Building Construction, Special Trade, Professional Services, Other Services and Commodity Purchases. The report also documents the total dollar amount of contracts awarded. This report must be submitted to the presiding officer of each House of the Legislature and the Joint Committee.

Electronic versions of the HUB Reports are available on-line free of charge at this link [Final Posted HUB Reports](#)

2. Format for the Semi-Annual and Annual HUB Reports

The format for the HUB Report reflects six (6) procurement categories. The report shows one state agency or institution of higher education per page. The comptroller object (expenditure) codes that are inclusive to compiling the HUB Report are identified on **Attachment A**.

The HUB Report contains total expenditure data for Treasury, Non-Treasury, subcontracting, group purchasing, term contract, and procurement card purchases. ***It is the responsibility of each state agency and institution of higher education to ensure the accuracy of their expenditure and supplemental data (e.g., Treasury, Non-Treasury, credit card, subcontracting, bond issuance, bids and proposals received, and competitive and non-competitive contracts awarded).***

Following the procedures herein, each state agency and institution of higher education will report their **Non-Treasury, subcontracting, group purchasing, term contract, and procurement card expenditures** online to the CPA using the on-line HUB Reporting System at this link [HUB Report Login Page](#)

The Comptroller's Office shall report the **Treasury expenditures** of each state agency and institution of higher education.

Object codes for benefits, claims and judgments, interfund transfers, interagency payments, investments, payment of interest, payment of principal, public assistance payments, rentals and leases, utilities, salaries, wages, travel, grants, scholarships, real estate purchases, rights-of-way, emergency abatement response, and other expenses, as determined by the 2009 State of Texas Disparity Study (as defined by 34 TAC § 20.281), will be excluded from the HUB Report.

See **Attachment A** for a list of Comptroller object codes used to prepare the HUB Report. Expenditures must be reported to the CPA according to the following legislatively mandated timelines. If the due date for the HUB Report expenditure data falls on a weekend, all data will be due on the Friday before the weekend.

The **Treasury, Non-Treasury, subcontract, and term contract** data received for the semi-annual reporting period (September 1 - February 28 or 29) and the CPA will compile the annual reporting period (September 1 - August 31) of the current Fiscal Year. The system electronically cross-references the State's certified HUB Directory to search for the first 11 digits of the Vendor Identification Number (VID). All VID number matches will be used to record the state agencies' and institutions' total dollar amount of contracts awarded to certified HUB vendors.

The HUB Report identifies for each state agency, institution of higher education, and the State as a whole, the total expenditures with all vendors, the total spent with Non-HUBs, and the total spent with certified HUBs. The CPA Statewide HUB Program certifies businesses by ethnicity and gender and by service disabled veteran status. Minority men and women certified as HUBs are counted as an ethnic minority. The "American Woman" category includes all American Women other than Black American, Hispanic American, Asian-Pacific American, Native American or Service-Disabled Veteran.

HUB Eligible Groups are identified as follows:

- AI** = Native American
- AS** = Asian-Pacific American
- BL** = Black American
- HI** = Hispanic American
- DV** = Service-Disabled Veteran
- WO** = American Woman

Agency and Institution of Higher Education data for the consolidated total expenditures; (Treasury, Non-Treasury, subcontracting, delegated, open market, term contracts, emergency, proprietary, catalogue, exempt, etc.) must be reported to the CPA according to these reporting procedures and legislatively mandated timelines.

SEMI-ANNUAL REPORTING PERIOD
September 1 through February 28 or 29 of the current Fiscal Year

- HUB Report Data Submittal Deadline Year March 15th of the current Fiscal Year
- CPA HUB Report Due Date May 15th of the current Fiscal Year

ANNUAL REPORTING PERIOD
September 1 through August 31 of the current Fiscal Year

- HUB Report Data Submittal Deadline Fiscal Year September 15th of the current Fiscal Year
- CPA HUB Report Due Date Year November 15th of the current Fiscal Year

3. State of Texas HUB Goals

There are six procurement categories and each procurement category has a HUB goal (see table below). The six procurement categories and HUB goals are from 34 TAC § 20.284. Pursuant to Section 2161.002(c), the HUB goals are based on the 2009 State of Texas Disparity Study. (See Table 2.2)

For more details on HUB Goals, please refer to 34 TAC § 20.284.

Table 2.2

Procurement Category	HUB Goal
Heavy Construction	11.2%
Building Construction	21.1%
Special Trade	32.9%
Professional Services	23.7%
Other Services	26.0%
Commodity Purchases	21.1%

4. HUB Expenditure Credit

State agencies and institutions of higher education will receive HUB credit for payments made to HUBs certified by the CPA within the reporting period. Certification is determined by verifying that the 11-digit VID number used for HUB certification matches the 11-digit VID number used for issuing the purchase order and making the payment. Representatives of the Statewide HUB Program may access the Comptroller's Texas Identification Number System (TINS) to verify the payment history under the VID number submitted by the vendor on the HUB certification application. **(This verification does not automatically confirm the correct assigned VID).**

If a state agency or institution of higher education determines that there is a discrepancy between the VID number identified in the HUB Directory, TINS and/or their payment records, the agency/institution of higher education should notify the vendor, and contact a representative of the Statewide HUB Program at 512-463-5872 or 1-888-863-5881. The CPA will conduct research, and the vendor record will be updated accordingly. CPA will notify the requesting entity regarding the correct VID number for the certified HUB. The CPA and the agency's Accounting Office must also update the vendor's record.

- ◆ **HUB Credit** - State agencies and institutions of higher education **will receive** HUB credit for payments made to 11-digit VID numbers that were a certified HUB for any period of time during the current fiscal year. Payments meeting this criterion are added to the total expenditure column and HUB expenditure column.
- ◆ **No HUB Credit** - State agencies and institutions of higher education **will not receive** HUB credit for payments made to 11-digit VID numbers that were not a certified HUB for any period during the current fiscal year. Payments meeting this criterion are added to the total expenditure column and are considered to be Non-HUB expenditures.

If a vendor's HUB status was active (i.e. HUB status code "A") for any period of time during the current fiscal year's reporting period, state agencies and institutions of higher education will receive HUB credit for the payments that were awarded to the HUB vendor during the entire fiscal year (retroactive).

There are eleven Status Codes in the CPA HUB Directory. These status codes are identified below in table 4.1:

Table 4.1

A - Active*	I - Inactivated*	R - Rejection
D - Decertified*	M - Returned Mail*	V - Vendor Requested Removal*
G - Graduated*	N - Not HUB	X - Audit Removal*
O - Old VID Number*	P - Pending	

*Note: Provided that the VID number was HUB certified/active during the current fiscal year's reporting period, state agencies and institutions of higher education will receive HUB credit for payments made to VID numbers displaying these HUB status codes.

State agencies and institutions of higher education are encouraged to reference the "**HUBs Active During Current Fiscal Year Master File (hub_name.dat)**" online at [Active HUBS this Fiscal year](#) which is a list of vendors who have been a Texas certified HUB (i.e., HUB status code "A") for at least one day during the current fiscal year. For the purposes of producing the HUB Reports, payments that are awarded during the current fiscal year to the Vendor ID Numbers contained within this file will be counted as HUB expenditures.

5. Expenditure (Object) Codes Included in HUB Report (Attachment A)

The object codes included in the HUB Report have been reviewed and developed by a subcommittee of the HUB Cooperative Committee, which evaluated all existing Comptroller object codes. The subcommittee reviewed each object code definition and made a determination whether to include or exclude the object code. The selection criteria allows and includes all object codes that pertain to the purchase of goods, services, and public works contracts and excludes all object codes that pertain to benefits, claims and judgments, interfund transfers, interagency payments, investments, payment of interest, payment of principal, public assistance payments, rental and leases, utilities, salaries, wages, travel, grants, scholarships, real estate purchases, right-of-way, emergency, abatement response, and other expenses as determined by the 2009 State of Texas Disparity Study. Total expenditures are awarded contracts with allowable object codes, which are actually paid from Treasury and Non-Treasury funds. This includes delegated, open market, term contract, proprietary, emergency, and exempt purchases.

The 2009 State of Texas Disparity Study used a list of object codes and corresponding procurement categories to

identify results of state agency expenditures and utilization of HUBs. The CPA includes these object codes as part of the HUB Report.

For the purpose of the HUB Report, an object code is either entirely included or entirely excluded. Therefore, if a contract is awarded under an excluded object code, then HUB credit cannot be received because the contract dollars are not part of the state agency's or the institution's total expenditures. CPA encourages the state agencies and institutions to seek creative options to report good faith efforts and contract opportunities from the excluded object codes. It may require state agencies and institutions to shift from the current way of coding an excluded contract by breaking down the contract and using included object codes for coding part of the contract. See the examples below:

Example #1: 7666 - Medical Services and Specialties - The Health and Human Services Commission (HHSC) has a large client service contract with National Heritage Insurance Company (NHIC). NHIC is the Health Care Financing Program's Prime Contractor for processing insurance claims for the Texas Medicaid Program. This contract is classified under object code 7666 (an exempt code). NHIC subcontracted part of the contract with a HUB. Since the NHIC contract is not part of the base for this state agency's or the institution's total expenditures, HUB subcontracting cannot be reported. In order for HHSC to receive HUB subcontracting credit, all expenditures under 7666 must be included, not just the NHIC contract. This would adversely affect HHSC's overall percentage and would greatly influence other state agencies and institutions as well. For example, the NHIC contract could be coded as follows:

If the NHIC contract was a \$10 million contract and the actual payments made by NHIC to clients for medical reimbursements were \$7 million, the remaining \$3 million would be the amount paid to NHIC for administering this client reimbursement contract. CPA proposes that only \$7 million (actual client reimbursements) should be coded as 7666. The other \$3 million should be coded under an object code from the list of object codes used to compile the HUB Report which will best describe the service that NHIC is performing. All questions regarding expenditure codes should be directed to the Comptroller's Office, Claims Division, at 512-463-4850. Any other contracts with related administrative fees must be included under the same selected object code so that HHSC can hold NHIC accountable for subcontracting with HUBs. HHSC can then submit the HUB subcontractor dollars and receive credit on the HUB Report.

Example #2: 7462 - Rental of Office Buildings or Office Space - HHSC has very large leasing contracts throughout the state. The expenditure (object) code for leasing (7462) is currently exempt from the HUB Report. However, within a lease contract, there are contracting opportunities where a good faith effort could be made. A lease contract can be broken down to reflect the actual services performed within the contract. For example, at a minimum, the following object codes could be used to report services included in a full lease or a net lease contract: **7277 - Cleaning Services; 7271 - Real Property - Land - Maintenance and Repair - Expensed; and 7266 - Real Property Buildings - Maintenance and Repair-Expensed.**

Breaking down the lease contracts with these included expenditure codes allows HHSC to hold the lessor accountable for subcontracting with HUBs. HHSC can now be measured on all transactions that are within the included expenditure codes and receive full credit through the HUB Report for their committed efforts. **All subcontracting must be reported under the same object code under which the Prime Contractor was paid.**

6. Reporting of Supplemental Data

In accordance with Texas Government Code § 2161.122, state agencies and institutions of higher education shall report the following information to the CPA. Historically Underutilized Business (HUB) information must be reported by ethnicity and gender. The supplemental data must be submitted on-line through the HUB Reporting System at this link [HUB Report Login Page](#)

Approximately mid-February and mid-August, as a courtesy, the CPA's Statewide HUB Program will send the state agencies and institutions of higher education reminder notices for the submission of their semi- annual and annual HUB Report data, respectively.

- **Businesses Participating in State Bond Issuances** *(Applicable to State Bond Issuers Only)*

State agencies and institutions of higher education **who issue bonds** are required to report to the CPA the total number of businesses (HUB and Non-HUB) that participate in bond issuances.

- **HUBS Submitting Bids / Proposals**

All state agencies and institutions of higher education are required to report to the CPA the total number of HUBs submitting bids and/or proposals for the purchase of goods and services.

Types of bids (quotes or offers) and proposals include:

- Delegated Purchases (including informal and formal bids)
- Open Market Bids
- Information Technology Bids / Proposals
- Request for Proposals / Competitive Sealed Proposals
- Emergency Bids
- Proprietary Bids
- Term Contract Bids (applicable to CPA's Statewide Purchasing Division)
- Scheduled Purchase Bids (applicable to CPA's Statewide Purchasing Division)

- Number of Contracts Awarded

All state agencies and institutions of higher education are required to report to the CPA the total number of contracts awarded (HUB and Non-HUB) for the purchase of goods and services.

The number of contracts awarded to HUBs should include:

- Delegated Purchases
- Open Market Purchases
- Information Technology Purchases
- Emergency Purchases
- Proprietary Purchases
- Term Contracts (applicable to CPA's Statewide Purchasing Division)
- Scheduled Purchases (applicable to CPA's Statewide Purchasing Division)

Note: For the purposes of reporting contracts, state agencies and institutions of higher education should not report purchases that were made using the state procurement card. These purchases are not individual contracts for HUB Reporting. Individual requisitions against a blanket purchase order or against an IDQ (Indefinite Delivery Quantity) should not be counted as individual contracts.

Resolving Supplemental Data Errors

- The number of contracts Awarded to HUBS for each ethnic and gender category cannot be larger than the number of bids/proposals received for that category. (See image 6.1)
- To remove the error messages and save, the supplemental data must be corrected in each ethnic and gender category to reflect a larger pool of applicants than contract awardees.

Image 6.1

NUMBER OF BIDS AND/OR PROPOSALS RECEIVED														
Ethnic and Gender Categories		AS		BL		HI		AI		WO		DV	Non-HUB	HUB TOTAL
	M	F	M	F	M	F	M	F	M	F	M			
HUB Bids/Proposals Received	6	5	5	0	4	4	1	0	5	0			104	27
Number of Bids/Proposals Received (HUB and Non-HUB)	Grand Total for your Agency:											131		
NUMBER OF CONTRACTS AWARDED TO HUBS														
Ethnic and Gender Categories		AS		BL		HI		AI		WO		DV	Non-HUB	HUB TOTAL
	M	F	M	F	M	F	M	F	M	F	M			
HUB Contracts Awarded (Competitive)	4	6	8	0	5	1	2	0	7	0			116	148
HUB Contracts Awarded (NonCompetitive)	1	37	39	0	17	1	9	0	41	0			737	145
Agency Contracts Awarded (HUB and Non-HUB)	Grand Total for your Agency:											1146		

In the above example for AS, F there were 5 bids received, but 43 contracts awarded. This cannot happen.

7. Supplemental Summary Letter (Optional)

In accordance with 34 TAC § 20.284(e), state agencies and institutions of higher education may also demonstrate good faith under this section by submitting a supplemental letter with documentation to the CPA with its HUB Report or legislative appropriations request identifying its progress, including, but not limited to the following, as prescribed by the CPA:

- ◆ Identifying the percentage of contracts awarded to women-owned, minority-owned and/or service-disabled veteran-owned businesses that are not certified as HUBs
- ◆ Demonstrating that a different goal, that is identified in § 20.284(b), was appropriately given for the state agency's/institution's mix of purchases;
- ◆ Demonstrating that a different goal was appropriately given for the particular qualifications required by the state agency/institution for its contracts; or
- ◆ Demonstrating assistance to non-certified HUBs in obtaining certification with the CPA.

The Supplemental Letter **must** outline a state agency's or institution of higher education's good faith effort regarding procurement opportunities for HUBs. The Supplemental Letter should provide a comprehensive representation of the state agency's/institution's efforts and may address any unique purchasing requirements not directly reflected within the totals and percentages.

Supplemental Letters are limited to one page (front side only) on the state agency's/institution's official stationary letterhead.

- The first line should be the reference line, including the state agency /institution's 3-digit identification number.
EXAMPLE: "999 - Fiscal 20XX Annual HUB Report Supplemental Letter"
- Do not include date, address, or salutation line
- **Font size** should be at least **10 point**, and **Margins** should be at least **1 inch**
- The letter must be signed, preferably by the state agency's/institution's *Executive Director, Purchasing Director, and/or HUB Coordinator*
- Include a point of contact, as well as the agency address, phone number, and/or e-mail address.

Supplemental Letters, which include negative language regarding other state agencies or institutions of higher education, will **NOT** be published. The subject of the summary must be directly related to your agency's or institution's outreach and good faith effort.

NOTE: The one page Supplemental Letter is optional. If submitted, the letter must adhere to the guidelines specified above, and must be received no later than **5:00 PM, Monday, April 18** at the Texas Comptroller of Public Accounts via email at HUB.HUBReportData@cpa.texas.gov.

Supplement Letters must be of high resolution, properly centered, free of erroneous marks and must comply with 508 Accessibility Program standards.

8. Reporting Of Payment Data

Non-Treasury Funds: Non-Treasury funds are funds that are **not maintained** in the State Treasury. State agencies and institutions of higher education with Non-Treasury funds are required to submit payment data electronically to the CPA via the HUB Reporting System at this link [HUB Report Login Page](#). The payment data includes subcontracting, group purchasing, term contract, and procurement card purchases.

Treasury Funds: Treasury funds are funds deposited and maintained in the State Treasury. The Comptroller's Office will submit each of the state agencies' and institutions of higher education's Treasury fund payments made (not processed) during the reporting period for the purchases of goods, services, and public works contracts

(which include delegated, open market, term contracts, proprietary, emergency and exempt purchases) applicable to the approved object codes listed on Attachment A.

9. Electronic Data Format and Data Submission Process

- Create your HUB Report data file. The electronic payment information for the HUB Report **must be in plain text format with a “.txt” extension**. No MS Word, Excel, or other types of files will be accepted.
 - **It is highly recommended that the data is grouped by record type in separate files.**
 - If there are errors in one record type that cannot be resolved, we can remove only the portion with the errors and the rest of the data can still be viewed during the draft periods.
 - The payment data must be stored in the following sequence (see Table 9.1 and Example 9.2):

Table 9.1

Field Name	Field Length	Field Specifications
◆ Agency Code	5 characters	Fill with leading zeroes
◆ Vendor Identification # (VID)	11 characters	No dashes, spaces, or alpha characters
◆ Vendor Name	20 characters	Uppercase letters, with trailing spaces (no tabs or special characters)
◆ Object Code	4 characters	The four-digit object code must be on the approved list of object codes
◆ Dollar Amount	12 characters	The first nine (9) characters must be whole dollars or zeros followed by a decimal point with the two (2) remaining characters identifying the cent values. All dollar values must be preceded by leading zeros. If reporting a negative dollar amount, the first character (41) must be a hyphen (dash).
◆ Type of Record	1 character	N = Non-Treasury S = Subcontracting G = Group Purchasing H = Credit Card

Example 9.2

```
|--5-|-----11-----|-----20-----|-4-|-----12-----|1|
0099915209401020BATTERIES  INC          7300-00006320.88G
0099915209401020BATTERIES  INC          7400-00000340.81G
0099919413818337BIO-RAD    LABORATORIES7310000000093.00G
0099919426404653GENERAL  MEDICAL  CORP7300000000684.54G
0099919426404653MCKESSON  GENERAL  MED7300000002632.90G
```

NOTE: The sets of numbers identified in the first line of the example indicate the number of characters for each section.

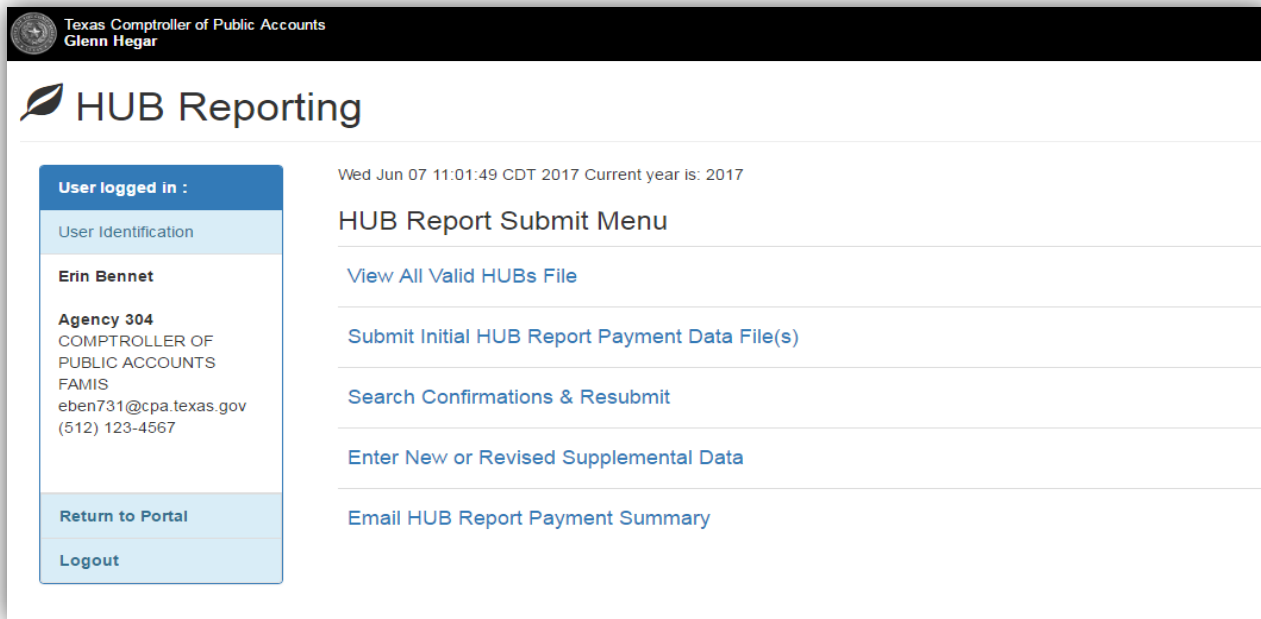
When saving your payment data in an electronic format, begin the file name with your agency number. Also, if you submit multiple files, specify the file type (i.e. **S** - Subcontracting, **G** - Group, **H** - Credit Card).

Example: 999_FY16.TXT; or 999_FY15S.TXT; or 999_FY16G.TXT; or 999_FY16H.TXT

- Access the on-line HUB Reporting System at this link [HUB Report Login Page](#) enter your email address and password for accessing this portal. **If you have forgotten your password, click the “Forgot Password” link and your password will be sent to your e-mail account (as registered in the HUB Coordinators contact list).** If you do not have a password and/or user name, please contact Erin Bennett at erin.bennett@cpa.texas.gov.

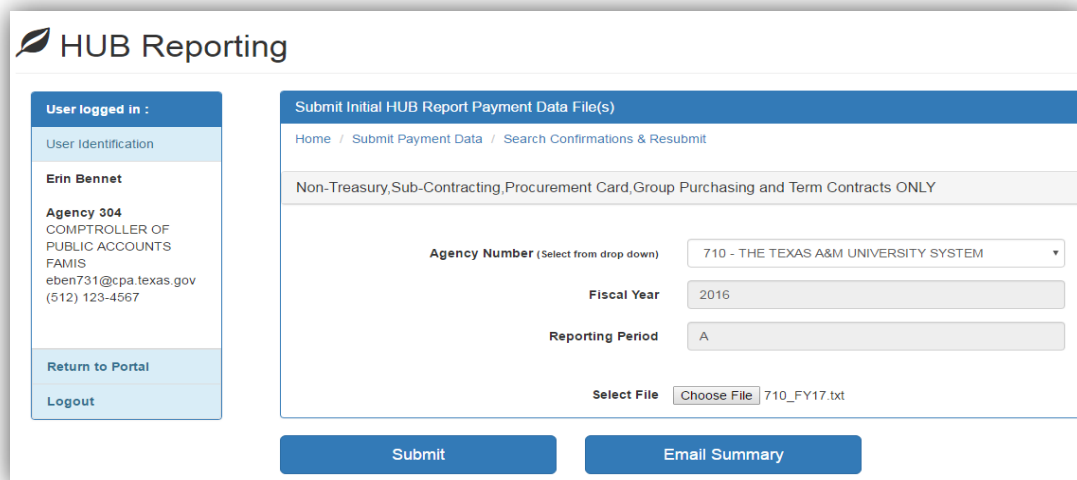
- If the reporting period or draft is not currently open, you will only see the View All Valid HUBs link.
- If the reporting period has begun, you will see additional options as shown below.(See Image 9.3)
 - **View All Valid HUBs File**
 - **Submit Initial HUB Report Payment Data File(s)**- To load a new Payment file
 - **Search Confirmations & Resubmit**- View the summary or delete your loaded files
 - **Enter New or Revised Supplemental Data**
 - **Email HUB Report Payment Summary**- For sending yourself an email of the file summary
- To submit a new payment file, select **“Submit Initial HUB Report Payment Data File(s)”**

Image 9.3



- Your Agency number and the reporting period will be auto populated.
- Next, click the **“Choose File”** button, browse to your file location, and choose the data file you want to submit. (The file must be in plain text format with a “.txt” extension. No MS Word, Excel, or other types of files will be accepted.) When you click **“Open”** the file name will appear to the right of the Choose File Button, then click submit. (See image 9.5)

Image 9.5

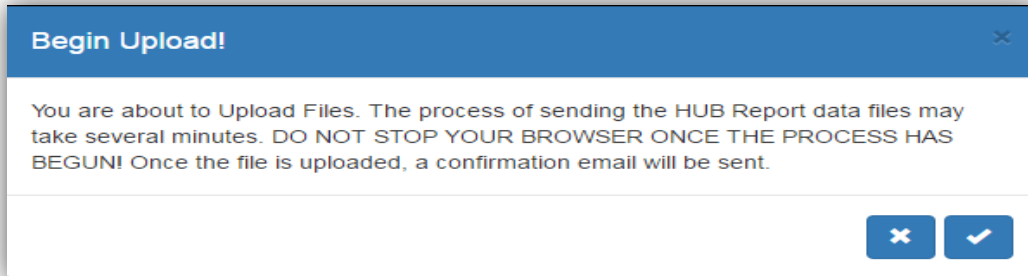


After you click the “**Submit**” button, the data will be uploaded and validated simultaneously.

IMPORTANT: You will get a message warning you not to close your browser while this process occurs. If you do close your browser before you have received your validation results, the upload will not complete properly and your HUB Report expenditures may not be accurate. (See Image 9.6)

- Select the check button to proceed with loading the file.
- Select the X to cancel and load a different file.

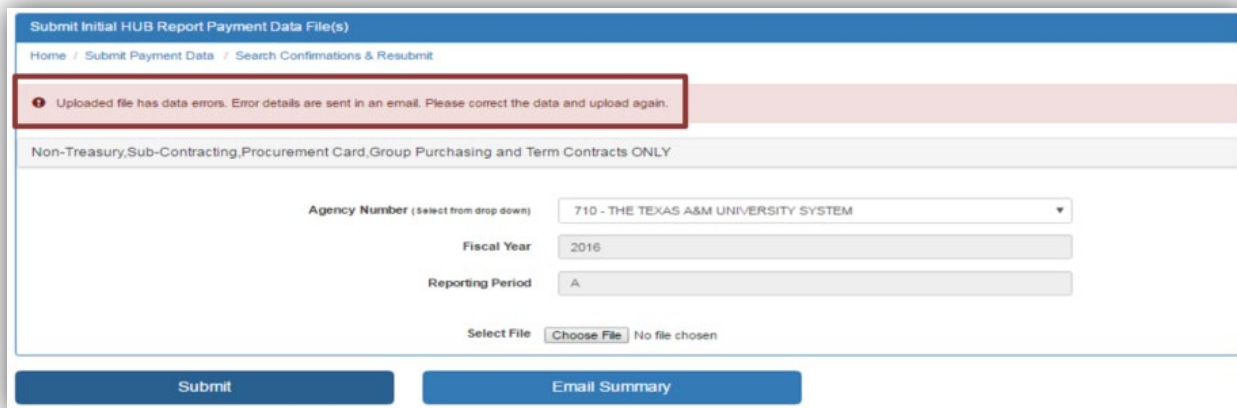
Image 9.6



- You will receive a confirmation message when the process is complete either identifying any errors that existed in the file (see image 9.7) or confirming and summarizing the file load. (see image 9.9)

Load Error Warning

Image 9.7



- You will be sent an email with an attachment showing the lines that have errors, below is an example of the report and the section of the loaded data file containing the errors.

Example of Emailed Load Error Report

Line Number 5. Invalid Type of record 00S. Valid values are A|B|C|G|H|S|N.

"0071012002687353Gessner Engineering 72560000000000.00S"

Line No: 18 Invalid format. Please make sure all records are fixed length of 53 characters and data in correct format.

Image 9.8 shows the sample load that contains the above errors.

Image 9.8

Example Data File Loaded With Errors

```
0071012002687353Gessner Engineering 7256000000000000.00S
0071012004155953Soji Services dba Me7341000000000000.00S
0071012005396226JQ Infrastructure 7256000033500.00S
0071012005635003Belknap Concrete 7341000000000000.00S
0071012007531291Gerald Nunn Electric73410000018936.00S
0071012008421476Mendes Ent 7341000000000000.00S
0071012012361734Edward & Leona Fowle7341000000000000.00S
0071012012738626Cen Tex Hydroseed 7341000000000000.00S
0071012018612569River City Waste 7341000000000000.00S
0071012020867870Henderson Rogers 7256000020063.00S
0071012020867870Henderson Rogers 7341000000000000.00S
0071012021122960Kieschnick General C7341000410882.55S
0071012024199759CC Creations LTD 7341000000000000.00S
0071012025409082Texas Tap 3410000000000000.00S
```

- In the example above, the first line (Line Number 5) has an error because there are too many zeros in front of the decimal throwing off the column alignment.
- In the example above, the bottom line (Line No: 18) has an error because the object code is missing the leading 7. It should be 7341 not 341.
 - You will need to fix the lines with the errors and reload the file.

Successful Load (Image 9.9)

File Processing Messages

Home / Submit Payment Data / Search Confirmations & Resubmit

DATA VALIDATION SUMMARY FOR AGENCY 710 - THE TEXAS A&M UNIVERSITY SYSTEM

Validation Summary Item	Value
NUMBER OF RECORDS SUBMITTED	292
NUMBER OF RECORDS EXCLUDED	0
SUB TOTALS OF RECORDS EXCLUDED BY TYPE AND AMOUNT	
TOTAL \$ OBJ CODE EXCLUSIVE USE BY LOTT COMM	\$0.00
TOTAL \$ OBJ CODE EXCLUSIVE USE BY TXDOT	\$0.00
TOTAL \$ OBJ CODE EXCLUSIVE USE BY CPA	\$0.00
TOTAL \$ FOR TIBH VID RECS	\$0.00
TOTAL \$ FOR TEXAS CORRECTIONAL VID RECS	\$0.00
TOTAL \$ FOR INTERAGENCY VID PAYMENT RECS	\$0.00
TOTAL \$ FOR NON-REPORTABLE OBJ CODES	\$0.00
TOTAL \$ AMOUNT FOR EXCLUDED RECORDS	\$0.00
TOTAL \$ FOR RAW FILE	\$32,433,164.47
TOTAL \$ AMOUNT FOR EXCLUDED RECORDS	\$0.00
TOTAL \$ AMOUNT FOR RECORDS ACCEPTED	\$32,433,164.47

File was added successfully!
The file name you provided to CPA was 710_FY17.txt and your confirmation number is 6675. These have been emailed to your CPA address of record.
Please keep the confirmation number and file name, as they will be necessary if you choose to modify the data.
NOTE: A confirmation email with upload summary is sent to eben731@cpa.texas.gov.

Submit Another Payment Data Resubmit Payment Data

- If you have other data, files to submit you can choose **“Submit Another Payment Data”**.
- To view, delete, or resubmit your loaded payments choose **“Resubmit Payment Data”**.
- If you are done, you can select **“Home”** from the navigation at the top of the page.

Data Resubmission Process

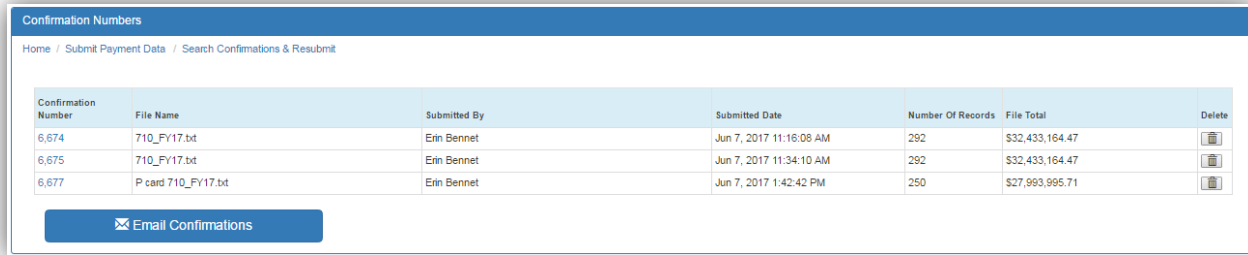
To resubmit corrected data or to make corrections during the draft review periods, follow these steps:

1. Login to the HUB Reporting System as you did to submit the original data. Click on **“Search Confirmations & Resubmit”**.
2. You can see all of your currently loaded files with the number of records and the dollar amount for the file. From here, you can delete any files by selecting the delete button next to the file you want to remove, and then confirm the deletion. To upload a new file select **“Submit Payment Data”** from the navigation at the top of the report and follow the instructions from the initial file load.

****Notice you can check for duplicate files and verify your confirmation numbers, totals**

and file names at any time during the initial reporting or draft periods by using the “**Search Confirmations & Resubmit**” link.**

List of Currently Submitted Files (Image 9.10)



The screenshot shows a web interface titled "Confirmation Numbers" with a breadcrumb trail: Home / Submit Payment Data / Search Confirmations & Resubmit. Below the breadcrumb is a table with the following data:

Confirmation Number	File Name	Submitted By	Submitted Date	Number Of Records	File Total	Delete
6,674	710_FY17.bt	Erin Bennet	Jun 7, 2017 11:16:08 AM	292	\$32,433,164.47	
6,675	710_FY17.bt	Erin Bennet	Jun 7, 2017 11:34:10 AM	292	\$32,433,164.47	
6,677	P card 710_FY17.bt	Erin Bennet	Jun 7, 2017 1:42:42 PM	250	\$27,993,995.71	

Below the table is a blue button with a white envelope icon and the text "Email Confirmations".

If you have any questions about this process, please contact Erin Bennett at 512-463-4840 or erin.bennett@cpa.texas.gov

10. Draft Report Review

As a courtesy to state agencies and institutions of higher education, the CPA compiles each agency's expenditure data and places it on the CPA website in a Draft Report format prior to publishing the Final HUB Report. The Draft Report allows state agencies and institutions of higher education to review their expenditure data and make any necessary corrections prior to publication of the final report. There will be two separate Draft Report periods for both the Semi-Annual and the Annual HUB report.

It is the responsibility of each state agency and institution of higher education to determine the accuracy of their entity's expenditure data. If the agency discovers any inaccuracies, they must resubmit their entire data file(s) on-line through the HUB Reporting System at this link [HUB Report Login Page](#).

Note, corrections and resubmissions to your agency/university's data may only be done during the two draft review periods.

If the agency fails to resubmit their corrected data files by the deadline, CPA will have to remove any of the agency's data causing the errors and your HUB data will not be visible in during the draft period.

11. Reporting of Treasury Funds (Data Loaded by the Comptroller's Office)

Treasury funds are funds deposited and maintained in the State Treasury. These are payments made (not processed) from Treasury funds during the reporting period. They are purchases of goods, services, and public works contracts (which include delegated, open market, term contracts, proprietary, emergency, and exempt purchases) from the approved/included list of object codes. These payments are processed and reported by the Comptroller's Office for each state agency and institution of higher education. The Treasury data reported will be identified by using the Comptroller's object codes listed on **Attachment A. State agencies, which only have Treasury funds and do not use subcontractors or the agency procurement card, do not need to report expenditure data to CPA.**

The Treasury funds will be loaded by the Comptroller's office and will be viewable by the agency during the Draft periods of the HUB Report.

Note: The contract identifier is requested because CPA must identify and report all Term Contracts (automated, scheduled, non-automated, and delegated). These would be the ones with the Purchase Category Codes (PCC) of **A** = automated term contracts, **B** = scheduled purchases, and **C** = non-automated term contracts.

12. Reporting of Non-Treasury Funds (All State Agencies/Institution)

Non-Treasury Funds are funds, which are not deposited or maintained in the State Treasury. These are payments made (not processed) from Non-Treasury funds during the reporting period. These purchases of goods, services, and public works contracts (which include delegated, open market, term contracts, proprietary, emergency and exempt purchases) from the approved/included list of object codes. These payments are processed through a local bank (not through the Comptroller's Office) and must be reported by each state agency or institution. The Non-Treasury expenditure data will be reported to CPA by each state agency or institution of higher education that has Non-Treasury funds, in accordance with the timelines and guidelines set by the Legislature. Using the approved Comptroller's object codes listed in Attachment A will identify the Non-Treasury data reported. Note state agencies/institutions may remove payments made to governmental entities prior to submitting file(s). All other payment data noted above must be reported.

Format for Electronically Submitting Non-Treasury (Local Funds) Data (Programmer's Format)

State agencies and institutions of higher education submitting Non-Treasury ("N") data for the HUB Report are required to submit the detail summary records of each Non-Treasury payment made during the reporting period. Agencies and institutions must submit their payment data on-line through the HUB Reporting System at this link [HUB Report Login Page](#)

ASCII or text detail records with the following fields (see Table 12.1 and Example 12.2):

Table 12.1

Field Name	Field Length	Field Specifications
♦ Agency Code	5 characters	Fill with leading zeroes (i.e., 00999 or HW14).
♦ Payee/Vendor Identification # (VID)	11 numeric characters	If the PIN contains more than 11 numeric (PIN/VID) characters, submit only the first 11. No dashes or spaces.
♦ Vendor Name	20 characters	Uppercase. If less than 20 characters, fill in with spaces after vendor name.
♦ Object Code	4 characters	The 4-digit object code must be on the approved/included list of object codes.
♦ Dollar Amount	12 characters	The first nine (9) characters must be whole dollars or zeros followed by a decimal point with the two (2) remaining characters identifying the cent values. Leading zeros must precede all dollar values. If reporting a negative dollar amount, the first character (41) must be a hyphen (dash).
♦ Type of Record	1 character	Use "N" to identify Non-Treasury data including payments to Procurement Card Vendor (Citibank) "A", "B", or "C" to identify Non-Treasury term contract payments. Do not report twice. If non- Treasury <u>and</u> a term contract use "A", "B", or "C". A, B, & C purchases made through treasury should not be included in your file load. CPA will load those record for you.

Example 12.2

The following are **EXAMPLE** records submitted by Agency 999:

```

|--5-|-----11-----|-----20-----|4-|-----12-----|1|
0099917514873201BAILEY BOILER WORKS 7286000004635.65N
0099914528870315SACHEM GROUP, THE 7286000003159.00A
00999 11349946506CITIBANK 7327000003000.00N
0099917601161528NATEX CORPORATION 7324000001000.50H
0099917514873201BAILEY BOILER WORKS 7286000004635.65N

```

NOTE: The sets of numbers identified in the first line of the example indicate the number of characters for each section.

- ◆ In the first record, agency 999 paid vendor 17514873201, BAILEY BOILER WORKS, under object code 7286, a total of \$4,635.65 from Non-Treasury funds.
- ◆ In the second record, agency 999 paid vendor 14528870315 SACHEM GROUP, under object code 7286, a total of \$3,159.00 for a term contract payment from Non-Treasury funds.
- ◆ In the third record, agency 999 paid vendor 11349946506, CITIBANK, under object code 7327, a total of \$3,000.00 using Non-Treasury funds.
- ◆ In the fourth record, agency 999 made a credit card purchase from vendor 17601161528, NATEX CORPORATION, under object code 7324, a total of \$1,000.50.

Note: If a VID is submitted in an invalid format (not enough or too many numbers or the wrong prefix or check digit is used), then the VID cannot be validated to determine HUB status or term contract vendor status.

13. Reporting of Term Contracts

Term Contracts (automated, scheduled, non-automated, books and library reference materials on contract) will be identified and verified by the Purchase Category Code (PCC) and the vendor identification number (VID). In accordance with Texas Government Code § 216.122 (e), Term Contract expenditures will be subtracted from each agency's base total and will be shown under CPA's Statewide Purchasing Section VI of the HUB Report. It is an agency's or institution's responsibility to identify expenditures against term contracts by entering the correct PCC in USAS when processing a payment voucher. The PCCs A, B, and C will be used to identify the term contract expenditures paid from both Treasury and Non-Treasury funds. Non-Treasury term contracts must be reported and identified (i.e., "A", "B", or "C") for the Semi-Annual and Annual HUB Reports. The state agency or institution will identify purchases from State Term Contracts, which have been paid from Non-Treasury funds so that those purchases may be included in the CPA's Statewide Purchasing Section VI.

Note: The CPA is verifying and validating the Treasury and Non-Treasury term contract payments identified through PCCs A, B, or C. If the VID for term contract payment can be verified as a term contract vendor with CPA, then it will be subtracted from the agency's or institution's base total expenditures and shown in CPA's Statewide Purchasing Section VI. If the VID for a term contract payment cannot be verified as a term contract vendor with CPA, then the payment will remain in the agency's base total expenditures. These payments will be shown in the agency's or institution's section of the HUB Report (Section VII). If a VID is submitted, in an invalid format, (not enough or too many numbers, or the wrong prefix or check digit is used) then the VID cannot be validated to determine HUB status or term contract status. CPA includes the Term Contract vendor's VID number in the contract on the website.

14. Reporting of Subcontractor Payments (All State Agencies/Institutions)

Subcontractor Funds are payments made to CPA certified HUBs by a Prime Contractor or supplier under contract with the State. State agencies and institutions of higher education must submit the subcontracting participation for all Non-HUB contracts for the purchase of goods, services, and public works contracts paid (not processed) during the reporting period in accordance with Texas Government Code, § 2161.122 (b).

HUB subcontracting **double reporting is not allowed on the HUB Report**. An agency or institution may receive 100% HUB credit participation if the Prime Contractor is a HUB and performs at least 25% of the work. The contracting agency or institution of higher education may submit subcontracting data to any tier until a HUB subcontractor is utilized. Once credit for doing business with a HUB is received, **no more credit** can be received, even if that HUB further subcontracts with another HUB.

As part of a provision of the HUB Subcontracting Plan (HSP), the respondent must submit monthly compliance reports (Prime Contractor Progress Assessment Report – PAR) to the contracting agency, verifying their compliance with the HSP, including the use/expenditures they have made to subcontractors. The PAR form is available at [this link](#)

[HUB Subcontracting Form.](#)

For example, to receive credit for HUB subcontracting, state agencies and institutions of higher education must require their Prime Contractors to report HUB subcontracting. Progress of subcontract amounts actually paid to Texas certified Prime Contractors submitting invoices for payments to the paying agency or institution should document HUBs in writing. The reporting agency should ensure the accuracy of the data reported by the Prime Contractor. The Prime Contractor payment data can be verified with the HUB subcontractor or by requiring the Prime Contractor to submit copies of canceled checks payable to the subcontractor with the subcontracting report to the agency. The state agency or institution of higher education must submit detail summary records to CPA of each HUB subcontractor payment made by a Prime Contractor to each HUB vendor for the specific object code, which is being used to pay the Prime Contractor. CPA will determine the total spent with Prime Contractors for each object code reported from the consolidated data reported for each object code. This procedure for submitting data must be followed for each object code in which an agency or institution wants to receive credit for HUB subcontracting (such as the object codes relating to construction, legal, engineering, janitorial, etc.).

Format for Submitting Subcontract Data Electronically (Programmer's Format)

State agencies and institutions of higher education submitting subcontract ("S") data for the HUB Report are required to submit the detail summary records of each subcontract payment made by a Prime Contractor to each HUB vendor for each specific object code. The total spent with Prime Contractors for each object code reported will be determined from the consolidated data reported for that object code. Agencies and institutions can submit their subcontracting data on-line through the HUB Reporting System at this link [HUB Report Login Page](#).

ASCII or text detail records with the following fields (see Table 14.1 and Example 14.2):

Table 14.1

Field Name	Field Length	Field Specifications
◆ Agency Code	5 characters	Fill with leading zeroes (i.e., 00999 or 0HW14).
◆ Payee/Vendor Identification # (VID)	11 numeric characters	If the PIN contains more than 11 numeric (PIN/VID) characters, submit only the first 11. No dashes, spaces, or alpha characters.
◆ Vendor Name	20 characters	Uppercase. If less than 20 characters, fill in with spaces after vendor name.
◆ Object Code	4 characters	The 4-digit object code must be the same object code that was used to pay the Prime Contractor and must be on the HUB Report's approved/included list of object codes.
◆ Dollar Amount	12 characters	The first nine (9) characters must be whole dollars or zeros followed by a decimal point with the two (2) remaining characters identifying the cent values. Leading zeros must precede all dollar values. If reporting a negative dollar amount, the first character (41) must be a hyphen (dash).
◆ Type of Record	1 character	"S" to identify Sub-Contractor payments paid to the prime contractor in order to receive HUB credit for this non direct payment method.

Example 14.2

The following are example detail records submitted by Agency 999:

```
|--5-|-----11-----|-----20-----|---4-|-----12-----|1|
0099917601799384BLUE BOY VENDING      7341000300000.00S
0099917426913301RADCON INC             7341000200000.00S
```

NOTE: The sets of numbers identified in the first line of the example indicate the number of characters for each section.

In the records identified, agency 999 is identifying a payment made to a HUB subcontractor. PIN/VID number 17601799384, BLUE BOY VENDING processed under object code 7341 (the same object code used to pay the Prime Contractor) for \$300,000.00. A second payment was made to a HUB subcontractor with PIN/VID number 17426913301, RADCON INC. This HUB subcontractor was processed under object code 7341 for \$ 200,000.00. The total spent with Prime Contractors for object code 7341 will be derived from the consolidated Non-HUB total (Treasury + Non-Treasury) paid within this object code. If this object code total is less than the HUB subcontractor amount submitted for this object code, the records will be rejected and an exception report will be generated. The CPA will notify the agency of the discrepancy. If the discrepancy can be documented and resolved within 24 hours, the data records will be corrected. A HUB subcontractor cannot be paid more than the Prime Contractor.

15. AVOIDING HUB SUBCONTRACT DISCREPANCIES

During previous HUB Reporting periods, CPA has discovered discrepancies from agencies that submitted HUB subcontracting data. CPA identifies discrepancies in the following ways:

- 1) When comparisons are made between an agency's reported Non-HUB Prime Contractor expenditures and an agency's reported HUB subcontractor expenditures for the same object code. HUB subcontracting payments must not be more than the Non-HUB Prime Contractor payments.
- 2) HUB subcontracting double reporting is not allowed. An agency can submit HUB subcontracting dollars to any tier level until a HUB subcontractor is paid. Once HUB credit is received, HUB reporting is not allowed beyond the first level reported.
- 3) There are object codes that are allowed on the HUB Report and object codes that are not allowed. If an agency reports expenditures under object codes which are not allowed, the data records are not reported on the HUB Report.
- 4) The HUBs included in the agencies' HUB subcontracting data must be CPA HUB certified (under the VID number in the CPA HUB directory) in order for an agency to receive HUB credit on the Statewide HUB Report. When discrepancies occur, CPA will contact the agency and request corrected data files. In addition, HUB subcontracting should only be reported to CPA when the Prime Contractor is a Non-HUB vendor. If the Prime Contractor is a HUB, the expenditures are recorded as a 100% HUB direct payment, not as a HUB subcontractor payment.

EXAMPLES FOR SUBMITTING HUB SUBCONTRACTING DOUBLE REPORTING CLARIFICATIONS

Questions: Can second (2nd) tier HUB Subcontracting be reported? What is HUB Subcontracting double reporting?

Answer: You can submit HUB subcontracting dollars to any tier level until a HUB subcontractor is paid under the object codes that are allowed on the HUB Report. However, HUB subcontracting double reporting is not allowed. For example, once an agency receives HUB credit, whether it is at the prime level (first level/tier) or subcontractor (second or third level/tier), HUB subcontracting reporting is not allowed beyond the level/tier at which HUB dollars are reported and HUB credit is received. Here are a few examples:

First Level HUB Credit

If your agency uses a CPA-Certified HUB Prime Contractor (first level/tier) who performs at least 25% of the work, you will receive 100% HUB credit participation at the first level. You will want to track any subcontracting performed to ensure that the HUB prime is performing at least 25% of the contract, but you may not report HUB subcontracting because you are already receiving 100% credit. Reporting additional HUB subcontracting would be double reporting. The HUB prime vendor may subcontract with other HUB(s), but those HUB subcontracting dollars may not be reported. Subcontracting should be tracked only to ensure the HUB prime vendor is performing at least 25% of the contract.

EXAMPLE:

If you award a \$100,000 contract to a CPA-Certified HUB vendor, your agency will receive \$100,000 or 100% HUB credit. If this HUB Prime Contractor subcontracts \$10,000 or 10% with another HUB and your agency reports these dollars, your agency would be reporting \$110,000 or 110% of HUB credit. Since the contract is, for only \$100,000 this would be double reporting \$10,000.

Second Level HUB Credit

If your agency uses a Prime Non-HUB Contractor, you may request the Prime Non-HUB Contractor to meet the good faith effort of subcontracting with HUB(s). Your agency may submit subcontracting data for the CPA certified HUB(s) utilized as a 1st level/first tier source for the Prime Non-HUB Contractor.

EXAMPLE:

If you award a \$100,000 contract to a Prime Non-HUB Contractor (1st level/tier), and this Prime Non-HUB Contractor subcontracts \$10,000 or 10% with a CPA certified HUB (2nd level/tier) and your agency reports these dollars, your agency would be reporting \$10,000 or 10% of HUB credit.

Third Level HUB Credit

If your agency utilizes a Prime Non-HUB Contractor, and the subcontractor is also a Prime Non-HUB Contractor (1st level/tier), and the subcontractor is also a Prime Non-HUB Contractor (this is considered the 2nd level/tier vendor), and the 2nd level/tier Non-HUB Subcontractor utilizes a CPA certified HUB subcontractor 3rd level/tier, your agency may report the 3rd level/tier HUB subcontracting. After this level (the level at which HUB subcontracting is utilized and reported) no additional HUB subcontracting credit can be received, even if the 3rd level/tier HUB further subcontracts with a 4th level/tier HUB.

EXAMPLE:

If you award a \$100,000 contract to a Prime Non-HUB Contractor (1st level/tier), and this Prime Non-HUB Contractor subcontracts \$10,000 or 10% with a Non-HUB Subcontractor (2nd level/tier) and the Non-HUB subcontractor further subcontracts \$1,000 or 1% of total to original contract with a CPA certified HUB (3rd level/tier) and your agency reports the HUB subcontracting (3rd level/tier), your agency would report and receive \$1,000 or 1% HUB credit. If you have any further questions or need additional information, please contact the Statewide HUB Program at 512-463-5872.

16. Department of Information Resources (DIR) Purchases

State agencies and institutions of higher education should not report Non-Treasury **purchases that DIR made** on their behalf (i.e. data center services, shared services, etc.). Note HUB subcontracting payments from purchases your agency/institution made directly utilizing a contract procured through DIR are reportable by your agency/institution for HUB credit. If you have questions about your agency's DIR detail records, please contact DIR HUB Coordinator Representatives, Theresa Williams at 512-475-4638 or theresa.williamson@dir.texas.gov .

17. Texas Public Finance Authority (TPFA) Purchases

TPFA enters in USAS the purchasing agency's number in the "comp/agy obj" field. The CPA pulls the purchasing agency's number from the "comp/agy obj" field and replaces TPFA's agency number 347 for all master lease purchases made out of Fund 735, Appropriation 05755 by the Texas Public Finance Authority, and reports it with the Treasury data. **For reconciliation purposes, a column has been added to the agency detail data to identify TPFA purchases.** An agency may view its detail data on-line at this link [HUB Report Login Page](#) during the draft periods, or final report.

18. Reporting of Procurement Card HUB Purchases

Applicable only to state agencies and institutions of higher education participating in the procurement card program.

The procurement card is a payment method and is not to be used to circumvent any statutory or regulatory purchasing requirements, (e.g., use of CMBL for obtaining three bids with a minimum of two bids from HUBs, etc.). Procurement card purchases made with Treasury funds are identified through PCC H (not PCC A), and Citibank's VID number. These payments made to Citibank's VID number with Treasury funds will be reported by the CPA for each agency. If the VID is identified as a payment to Citibank, it will remain in each agencies' and institution of higher education's total expenditure

base.

State agencies and institutions of higher education using Non-Treasury funds are **required** to submit the detail summary records of the total payments made to the procurement card vendor Citibank during the Semi-Annual and Annual HUB Reporting periods. These direct payments to Citibank using Non-Treasury funds should be reported to CPA in the ASCII format below using an "N" as the type-of-record identifier.

In addition, an agency or institution of higher education may **choose** to track and report HUB expenditures when using the procurement card as a method of payment to offset or improve its overall HUB expenditures. If an agency or institution of higher education decides to track and report this data, then it must be reported to CPA in the ASCII format below using an "H" as the type-of-record identifier.

Agencies and institutions can submit their procurement card data on-line through the HUB Reporting System at this link [HUB Report Login Page](#).

ASCII or text detail records with the following fields (see Table 18.1 and Example 18.2):

Table 18.1

Field Name	Field Length	Field Specifications
♦ Payee/Vendor Identification # (VID)	11 numeric characters	If the PIN contains more than 11 numeric (PIN/VID) characters, submit only the first 11. No dashes, spaces, or alpha characters.
♦ Vendor Name	20 characters	Uppercase. If less than 20 characters, fill in with spaces after vendor name.
♦ Object Code	4 characters	The 4-digit object code must be the same object code that was used to pay Citibank and must be on the HUB Report's included list of object codes.
♦ Dollar Amount	12 characters	The first nine (9) characters must be whole dollars or zeros followed by a decimal point with the two (2) remaining characters identifying the cent values. Leading zeros must precede all dollar values. If reporting a negative dollar amount, the first character (41) must be a hyphen (dash).
♦ Type of Record	1 character	"N" to identify Non-Treasury payments made to Citibank for all procurement card purchases; "H" to report and identify purchases made directly to HUBs using the procurement card as the method of payment to receive HUB credit.

Payments made to Citibank using Non-Treasury funds **must** be reported to CPA by the state agencies and institutions of higher education using these types of funds. Purchases made to HUBs using the procurement card as the method of payment **may** be reported to CPA at the option of the agency or institution of higher education. Please note that payments made to Citibank using Treasury funds **will be** reported by the CPA for each agency or institution of higher education.

Below are example records that must be submitted by agencies when reporting their Non-Treasury payments to Citibank and their HUB expenditures:

Example 18.2

| --5- | -----11----- | -----20----- | -4- | -----12----- | 1 |

0099911352664707CITIBANK 7324001800344.84N
 0099917605650245GLOBE OFFICE PRODUCT7324000001901.56H
 0099917605650245GLOBE OFFICE PRODUCT732400000029.47H

NOTE: The sets of numbers identified in the first line of the example indicate the number of characters for each section.

- ◆ In the first record, agency 999 paid vendor 11352664707, CITIBANK, under object code 7324 a total of \$1,800,344.84 using Non-Treasury funds.
- ◆ In the second record, agency 999 paid vendor 17605650245, Globe Office Products under object code 7324 a total of \$1901.56 using the procurement card.
- ◆ In the second record, agency 999 paid vendor 17605650245, Globe Office Products under object code 7324 a total of \$29.47 using the procurement card.

By adding the two records identified with the "H", it can be determined that the total purchased from HUBs with the procurement card for this reporting period was \$1,931.03. The Citibank Non-Treasury payments will be added to the CitiBank Treasury payments reported by the Comptroller for each agency for a grand total paid to the Citibank by each agency. The total spent with HUBs must be less than or equal to the total payments reported for the CitiBank by the Comptroller's Office for Treasury funds and by the agency for Non-Treasury funds, if applicable. If the HUB totals are not less than or equal to the total paid to the Citibank, the data will be considered inaccurate and will be rejected by the CPA HUB Reporting programs.

Note: Agencies and institutions can submit test data at any time during the reporting period to ensure that the electronic ASCII format of the data submitted is correct. The test data should be submitted at least **two weeks** before the timelines specified in these procedures to verify correct format and to allow time for format changes. Late reporting will not be accepted.

19. Reporting of Group Purchasing Program (All State Agencies/Institutions of Higher Education)

According to Texas Government Code, § 2161.122(d), a state agency participating in a group purchasing program shall send to the Comptroller in the agency's report under Section 2161.121 a separate list of purchases from historically underutilized businesses that are made through the group purchasing program, including the dollar amount of each purchase allocated to the reporting agency. The total dollar amount of all object codes reported will form the total group purchasing expenditure for each agency or institution from which the percentage of HUB purchases is derived.

Although these group purchasing payments are also reflected in the total expenditure column of the consolidated HUB Report, CPA is required to include each agency's or institution's participation in this program and include amounts spent with HUBs in a separate section (Section V) of the HUB Report in accordance with Texas Government Code, Chapter 2161.

"G" records must also be reported as part of your detail records as either Treasury "T" or Non-Treasury "N" depending on source of funding used when making payment. "G" records are technically reported twice (first, as a detail expenditure, and secondly, to separately identify those agencies or institutions that are participating in a group purchasing program).

Format for Electronically Submitting Group Purchasing Program (the Programmer's Format)

State agencies/institutions of higher education participating in a Group Purchasing Program are required to submit the detail summary records for each object code which the agency or institution participates. Agencies and institutions can submit their group purchasing data on-line through the HUB Reporting System at this link [HUB Report Login Page](#)

ASCII detail records with the following fields (see Table 19.1 and Example 19.2):

Table 19.1

Field Name	Field Length	Field Specifications
◆ Vendor/Payee Identification# (VID)	11 numeric characters	If the PIN contains more than 11 Numeric number (VID/PIN) characters, submit only the first 11. No dashes, spaces, or alpha characters.

◆ Vendor Name	20 characters	Uppercase. If less than 20 characters, fill in with spaces after vendor name.
◆ Object Code	4 characters	The 4-digit object code must be on the approved/included list of object codes.
◆ Dollar Amount	12 characters	Fill with leading zeroes. First nine characters are whole dollars, the next character is a period, and the last two are decimals. Fill with leading zeroes. If the amount is negative, replace the first leading zero with a dash ("-").
◆ Type of Record	1 character	"G" to identify separately Group Purchases. If group purchases are made with non-treasury funds you will also need to submit that purchase as an "N" record.

Example 19.2

The following is an example detail record submitted by agency 999:

```
|--5-|-----11-----|-----20-----|-4-|-----12-----|1|
0099919543470181WALKERS ELECTRONICS 7312000250000.00G
```

NOTE: The sets of numbers identified in the first line of the example indicate the number of characters for each section. In this record, agency 999 is identifying a payment made to vendor 19543470181, WALKERS ELECTRONICS processed under object code 7312 for \$250,000.00 through the participation of a Group Purchasing Program.

Note: Legislation mandates that Group Purchasing participation be reported for the Semi-Annual and Annual HUB Report separately. Each group purchasing payment made from Non-Treasury funds must also be reported as a Non-Treasury detail record, which will be included in the Non-Treasury base for total expenditures. The Comptroller will report any payments made from Treasury funds.

20. HUB Report Exclusions

- **Interagency Payments -** Interagency Payments are excluded if the agency's Comptroller assigned identification number, not the agency's federal identification number, is used for payment. State agencies and institutions of higher education are encouraged not to use the federal identification number when making interagency payments if they want the payment to be excluded.

For interagency payments to be excluded from the HUB Report, the Comptroller assigned identification number, which is a 9-digit base number for all state agencies/institutions of higher education, must be used. This number is pre-fixed with a three (3) and includes the agency's 3- digit agency code repeated three times. For example, CPA's Comptroller assigned identification number is 3-304304304-2.

Interagency payments may also be excluded using the Inter-Governmental Payment Exclusion applications.

- **Texas Industries for the Blind and Handicapped (TIBH) payments,** using the following vendor identification number 17419760511, are excluded.
- **Texas Correctional Industries, Inc. (TCI) payments,** using the following vendor identification number 17460014313 or 36966966966 are excluded.

21. Inter-Governmental Payment Exclusions Application

- During the 1st Draft Period of the report, agencies are able to view and exclude payments made to other governmental entities utilizing Treasury funds.
 - View your HUB report draft data

- Go to “Exclude Government Expenses”
- You can use the filter search to locate the government entity’s name
- Check the box of any government payments that need to be excluded
- You can view all the excluded payments by clicking “View Selected”
- After selecting all the government payments to exclude then click “Submit”
- You will be able to view the updated HUB report data during the 2nd Draft Period to verify the accuracy of the HUB data and make any further changes if necessary. (See Image 21.1)
- **Note the 2nd Draft Period will be the last opportunity an agency/university has to make corrections to their HUB data.**

Image 21.1

Agency	Recordtype	Category Code	Object Code	Vendor Name	Amount	Cat Description	DIR Flag	VID	
304	Treasury	03	7266	CARL KUMAR	\$2,800.00	Special Trade		70055340809	<input type="checkbox"/>
304	Treasury	03	7266	HOLZMAN GROUP LTD	\$1,383.27	Special Trade		17427385822	<input type="checkbox"/>
304	Treasury	03	7266	KNIGHT SECURITY SYST	\$90,470.22	Special Trade		12031864908	<input type="checkbox"/>
304	Treasury	03	7266	MCCOY-ROCKFORD INC	\$26,674.69	Special Trade		12744023297	<input type="checkbox"/>
304	Treasury	03	7266	MCCOY-ROCKFORD INC D	\$21,755.55	Special Trade		17425107640	<input type="checkbox"/>
304	Treasury	03	7266	NORTH TEXAS INSTALLA	\$2,600.00	Special Trade		13840304367	<input type="checkbox"/>

22. ON-LINE HUB REPORT

Electronic versions of the HUB Reports are available on-line free of charge at this link [Final Posted HUB Reports](#).

23. CONTACT INFORMATION

For questions regarding the HUB Report, you may contact the Statewide HUB Program toll-free at 1-888-863-5881 or 512-463-5872.



TEXAS COMPTROLLER OF PUBLIC ACCOUNTS

Statewide Procurement Division

P.O. Box 13186

Austin, Texas 78711

WWW.TEXAS4HUBS.ORG

Publication #96-1324

Revised May 2023