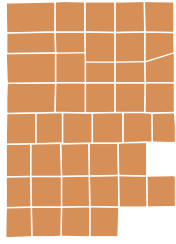


REGIONAL SNAPSHOT

HIGH PLAINS REGION



\$50.2 Billion

**HIGH PLAINS REGION
GROSS DOMESTIC PRODUCT,
2020**

ABOUT 3 PERCENT OF TEXAS' GDP OF \$1.8 TRILLION.

The 41-county High Plains region covers about 39,500 square miles in the Texas Panhandle, stretching from the Oklahoma state line in the east and north and the New Mexico state line in the west to the Lubbock metro area in the south.

The region includes two metropolitan statistical areas (MSAs): the Amarillo MSA, comprising Armstrong, Carson, Oldham, Potter and Randall counties, and the Lubbock MSA, comprising Crosby, Lubbock and Lynn counties.

HIGH PLAINS REGION COUNTIES:

ARMSTRONG	COCHRAN	DONLEY	HANSFORD	LAMB	OCHILTREE	SHERMAN
BAILEY	COLLINGSWORTH	FLOYD	HARTLEY	LIPSCOMB	OLDHAM	SWISHER
BRISCOE	CROSBY	GARZA	HEMPHILL	LUBBOCK	PARMER	TERRY
CARSON	DALLAM	GRAY	HOCKLEY	LYNN	POTTER	WHEELER
CASTRO	DEAF SMITH	HALE	HUTCHINSON	MOORE	RANDALL	YOAKUM
CHILDRESS	DICKENS	HALL	KING	MOTLEY	ROBERTS	

POPULATION CHANGE

Between 2010 and 2020, Randall County led regional gains at 16.6 percent, followed by Lubbock County at 11.4 percent.

REGION
3.2%

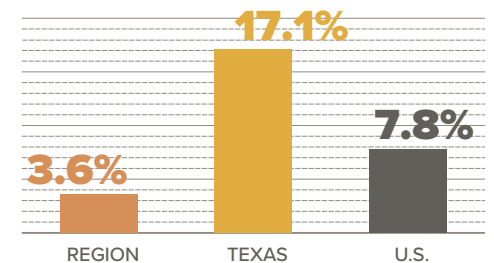
TEXAS
15.9%

U.S.
7.4%

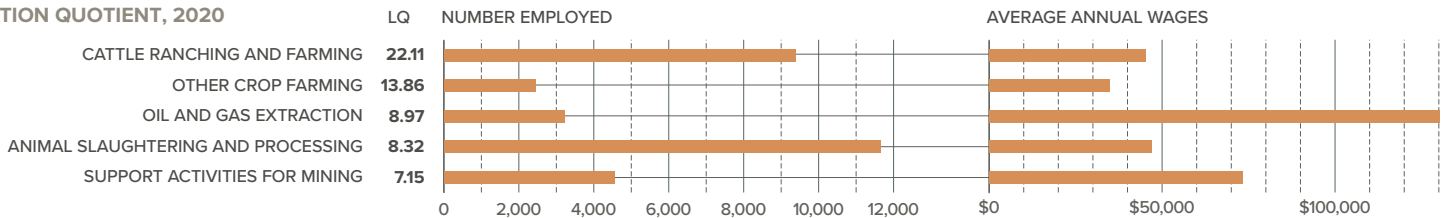
JOBS & WAGES

About 396,000 people were employed in the region in 2020. Cattle ranching and farming, oil and gas extraction and support activities for mining are some of the region's most specialized industries, as measured by location quotient (LQ). An LQ of 1.25 or higher indicates the industries have a competitive advantage in the region. Cattle ranching, animal processing, and construction led regional industry job gains between 2015 and 2020.

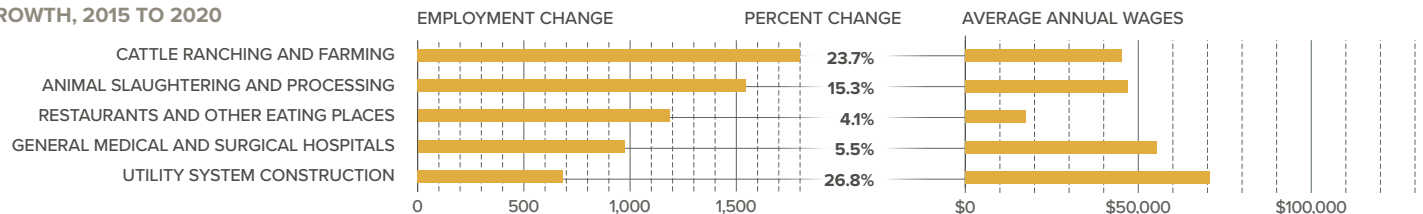
PERCENT CHANGE IN TOTAL JOBS, 2010 TO 2020



TOP INDUSTRIES BY LOCATION QUOTIENT, 2020



INDUSTRIES WITH LARGEST TOTAL JOBS GROWTH, 2015 TO 2020



Glenn Hegar

Texas Comptroller of Public Accounts

THE HIGH PLAINS REGION IS ONE OF THE COMPTROLLER'S 12 ECONOMIC REGIONS.

To see the complete 2022 Regional Reports, visit: comptroller.texas.gov/economy/economic-data/regions/2022/

Sources: JobsEQ; U.S. Bureau of Labor Statistics Quarterly Census of Employment and Wages; U.S. Census Bureau; U.S. Bureau of Economic Analysis, Texas Comptroller of Public Accounts 96-1779-8 (6-22)