

# County Report of Property Value

Form 50-105

County Name \_\_\_\_\_

County Number \_\_\_\_\_

Appraisal District Name \_\_\_\_\_




Complete all sections. Submit a certified recap that corresponds with the value certified to the entity and on this report. The recap should include a breakdown of value by category and a breakdown of exemptions and other value deductions. If the entity has deferred taxes pursuant to Tax Code Section 33.06 or 33.065 provide a listing by account of last year's actual levy loss that does not include penalties or interest.

If you have questions, please call the Data Analysis Team (DAT) at 800-252-9121 (press 1).









## SCHOOL DISTRICT PROPERTY VALUE STUDY YEAR

School district property value study year for which this report is being submitted: \_\_\_\_\_

## MARKET VALUE

1. Total market value before the 10 percent cap on residence homesteads (Tax Code Section 23.23) is applied. The total market value is to reflect both certified and uncertified values, including the value of properties reasonably likely to be taxable .....\$  SR0177
2. Totally exempt property value .....\$  SR0176
3. Total market value of taxable property (item 1 minus item 2 above). Do not deduct for partial exemptions. (This should equal SR0175 on page 5.) .....\$  SR0175









## PARTIAL EXEMPTIONS/DEDUCTIONS

4. Total value lost to state-mandated \$3,000 general exemption on Farm-to-Market Flood Control. (Tax Code Section 11.13(a)) .....Number granted \_\_\_\_\_ SR0450 .....\$  SR0451
5. Total value lost to state-mandated 100 percent disabled or unemployable veteran homestead exemptions. (Tax Code Section 11.131(b))  
Other county tax.....Number granted \_\_\_\_\_ SR0460 .....\$  SR0461
6. Total value lost to state-mandated 100 percent disabled or unemployable veteran homestead exemptions. (Tax Code Section 11.131(b))  
FMFC Tax .....Number granted \_\_\_\_\_ SR0466 .....\$  SR0467
7. Total value lost to surviving spouse of 100 percent disabled veteran homestead exemptions. (Tax Code Section 11.131(b))  
Other county tax.....Number granted \_\_\_\_\_ SR0456 .....\$  SR0457
8. Total value lost to surviving spouse of 100 percent disabled veteran homestead exemptions. (Tax Code Section 11.131(c))  
FMFC tax .....Number granted \_\_\_\_\_ SR0462 .....\$  SR0463
9. Total value lost to surviving spouse of a member of the U.S. armed services killed in the line of duty exemptions. (Tax Code Section 11.133(b))  
Other county tax.....Number granted \_\_\_\_\_ SR0458 .....\$  SR0459
10. Total value lost to surviving spouse of a member of the U.S. armed services killed in the line of duty exemptions. (Tax Code Section 11.133(b))  
FMFC tax .....Number granted \_\_\_\_\_ SR0464 .....\$  SR0465
11. Total value lost to surviving spouse of a first responder killed in the line of duty exemptions. (Tax Code Section 11.134(b))  
Other county tax.....Number granted \_\_\_\_\_ SR0476 .....\$  SR0477
12. Total value lost to surviving spouse of a first responder killed in the line of duty exemptions. (Tax Code Section 11.134(b))  
FMFC tax .....Number granted \_\_\_\_\_ SR0478 .....\$  SR0479

PARTIAL EXEMPTIONS/DEDUCTIONS (CONTINUED)

- 13. Total value lost to home donated by a charity to a disabled veteran exemptions.  
(Tax Code Section 11.132) SR0469  
Other county tax.....Number granted \_\_\_\_\_ SR0468 .....\$ 
- 14. Total value lost to home donated by a charity to a disabled veteran exemptions.  
(Tax Code Section 11.132) SR0471  
FMFC tax .....Number granted \_\_\_\_\_ SR0470 .....\$ 
- 15. Total value lost to disabled or deceased veteran survivor(s) exemptions.  
(Tax Code Section 11.22) SR0473  
Other county tax.....Number granted \_\_\_\_\_ SR0472 .....\$ 
- 16. Total value lost to disabled or deceased veteran survivor(s) exemptions.  
(Tax Code Section 11.22) SR0475  
FMFC tax .....Number granted \_\_\_\_\_ SR0474 .....\$ 
- 17. Total value lost to local optional age 65 or older homestead exemptions.  
(Minimum \$3000) (Tax Code Section 11.13(d)) SR0501  
Other county tax.....Number granted \_\_\_\_\_ SR0500 .....\$ 
- 18. Total value lost to local optional age 65 or older homestead exemptions.  
(Minimum \$3000) (Tax Code Section 11.13(d)) SR0505  
FMFC tax .....Number granted \_\_\_\_\_ SR0504 .....\$ 
- 19. Total value lost to local optional disabled homestead exemptions.  
(Minimum \$3000) (Tax Code Section 11.13(d)) SR0503  
Other county tax.....Number granted \_\_\_\_\_ SR0502 .....\$ 
- 20. Total value lost to local optional disabled homestead exemptions.  
(Minimum \$3000) (Tax Code Section 11.13(d)) SR0507  
FMFC tax .....Number granted \_\_\_\_\_ SR0506 .....\$ 
- 21. Total value lost to local optional percentage homestead exemptions.  
(Minimum \$5000) (Tax Code Section 11.13(n)) SR0510  
Other county tax ..... Percentage \_\_\_\_\_ SR0508...Number granted \_\_\_\_\_ SR0509 .....\$ 
- 22. Total value lost to local optional percentage homestead exemptions.  
(Minimum \$5000) (Tax Code Section 11.13(n)) SR0512  
FMFC tax .....Number granted \_\_\_\_\_ SR0511 .....\$ 
- 23. Total value lost to freeport exemptions.  
(Tax Code Section 11.251) .....Number granted \_\_\_\_\_ SR0550 .....\$ SR0551 
- 24. Total value lost to pollution control exemptions.  
(Tax Code Section 11.31) .....Number granted \_\_\_\_\_ SR0552 .....\$ SR0553 
- 25. Total value lost to solar and wind-powered energy devices exemptions.  
(Tax Code Section 11.27) .....Number granted \_\_\_\_\_ SR0554 .....\$ SR0555 
- 26. Total value lost to prorations.  
(Tax Code Section 26.10) .....Number granted \_\_\_\_\_ SR0556 .....\$ SR0557 
- 27. Total value lost to energy storage system exemptions.  
(Tax Code Section 11.315) .....Number granted \_\_\_\_\_ SR0608 .....\$ SR0609 
- 28. Mandatory partial exemptions in counties under 1.8 million in population.  
(Do not report totally exempt property here; instead report it in line 2.) . Number granted \_\_\_\_\_ SR0558 .....\$ SR0559 
- 29. Optional partial exemptions approved by the governing body in counties of 1.8 million or greater in population. ....Number granted \_\_\_\_\_ SR0600 .....\$ SR0601 









PARTIAL EXEMPTIONS/DEDUCTIONS (CONCLUDED)

- 30. Total value lost to personal property in transit (goods-in-transit) exemptions.  
(Tax Code Section 11.253) .....Number granted \_\_\_\_\_ SR0602 .....\$  SR0603
- 31. Total value lost to water conservation initiative exemptions.  
(Tax Code Section 11.32) .....Number granted \_\_\_\_\_ SR0604 .....\$  SR0605
- 32. Total value lost to local optional community land trust exemptions.  
(Tax Code Section 11.1827) .....Number granted \_\_\_\_\_ SR0606 .....\$  SR0607
- 33. Total appraised value lost under the Property Redevelopment  
and Tax Abatement Act.  
(Tax Code Chapter 312) .....Number granted \_\_\_\_\_ SR0610 .....\$  SR0611
- 34. Total value lost to equipment to capture methane gas from  
landfills exemptions.  
(Tax Code Section 11.311) .....Number granted \_\_\_\_\_ SR0562 .....\$  SR0563
- 35. Total value lost to historical exemptions.  
(Tax Code Section 11.24) .....Number granted \_\_\_\_\_ SR0617 .....\$  SR0618
- 36. Total value difference between productivity value (1-d and 1-d-1)  
and market value of qualified acres.  
(Tax Code Chapter 23, Subchapters C, D and E) .....\$  SR0400
- 37. Loss to special valuation.  
(Tax Code Chapter 23, Subchapters F and G).....Number granted \_\_\_\_\_ SR0569 .....\$  SR0570
- 38. Market value adjustment due to any governor-declared disaster.  
(Tax Code Section 11.35)  
Number of accounts \_\_\_\_\_ SR0566 .....\$  SR0567
- 39. Total value lost to the 10 percent cap on residence homesteads.  
(Tax Code Section 23.23) .....Number granted \_\_\_\_\_ SR0561 .....\$  SR0560
- 40. Total value lost to precious metal exemptions.  
(Tax Code Section 11.141) .....Number granted \_\_\_\_\_ SR0571 .....\$  SR0572
- 41. Biomedical Property Exemption.  
(Tax Code Section 11.36) .....Number granted \_\_\_\_\_ SR0573 .....\$  SR0574
- 42. Loss to Non-Homestead properties  
(Tax Code Section 23.331) ..... Number granted \_\_\_\_\_ SR0575 .....\$  SR0576
- 43. Child-care facility exemption  
(Tax Code Section 11.36) Percentage \_\_\_\_\_ SR0628 Number granted \_\_\_\_\_ SR0629 .....\$  SR0630

TAXABLE VALUE

- 44. Total taxable value for county tax purposes .....\$  SR0179
- 45. Total taxable value for Farm-to-Market/Flood Control tax purposes .....\$  SR0180

TAX RATE INFORMATION

- 50. No-New-Revenue Tax Rate, as defined by Tax Code Section 26.04(c)(1) .....  SR0650
- 51. Voter-Approval Tax Rate, as defined by Tax Code Section 26.04(c)(2) .....  SR0651
- County tax rate for General Fund:  
52. Maintenance & Operations Tax Rate:  SR0652 + 53. Interest & Sinking Fund Tax Rate:  SR0653 = 54. Total Tax Rate:  SR0654
- County tax rate for Special Road & Bridge Fund:  
55. Maintenance & Operations Tax Rate:  SR0658 + 56. Interest & Sinking Fund Tax Rate:  SR0659 = 57. Total Tax Rate:  SR0660

County tax rate for Farm-to-Market/Flood Control Fund:

58. Maintenance & Operations Tax Rate:  + 59. Interest & Sinking Fund Tax Rate:  = 60. Total Tax Rate:

61. Total County Tax Rate .....

62. Actual county tax levy for General fund .....\$

64. Actual county tax levy for Farm-to-Market/Flood Control fund.....\$

65. Actual county tax for Special Road & Bridge fund .....\$

66. Actual total county tax levy.....\$

10 PERCENT CAP ON RESIDENCE HOMESTEADS

68. Market value of residence homesteads to which the 10 percent cap is applied. (Tax Code Section 23.23) .....\$

Market value of capped homesteads is the value **before** application of the cap.

69. Capped value of residence homesteads .....\$

Report only the value of capped residence homesteads **after** application of the cap.

DEFERRED TAXES/INCREASING HOMESTEADS

70. Last year's actual levy lost to deferred collection of taxes on residence homesteads of elderly or disabled persons and/or appreciating homesteads. (Report actual levy lost shown on tax statement. Do not include penalties and interest.) (Tax Code Sections 33.06 and 33.065). .....\$

HOMESTEADS OF ELDERLY/DISABLED LIMITATIONS

71. Total taxable value loss due to age 65 or older or disabled ceiling.....\$

TAX INCREMENT FINANCING

73. Total projected payment into tax increment financing fund(s) .....\$

Number of tax increment reinvestment zones the county participates in .....  .....\$

74. CERTIFIED, UNCERTIFIED AND 26.01(D) VALUE BREAKDOWN

List the total value shown on the tax roll for each category after total exemptions but before partial exemptions, 10 percent cap on residence homesteads and special appraisals. Submit a category breakdown recap with report. The total value of the categories (SR0175) should equal the total on line 3, page 1. Report ALL uncertified value in the appropriate category below. Do not report land receiving productivity valuation in categories other than D1. Report market value of agricultural and timberlands and appraised value of public airports and park and recreational lands. Report rolling stock only on county reports. Report ONLY intangible personal value in Category N.

Property Use Category	COLUMN (1) Number of Items		COLUMN (2) TOTAL MARKET VALUE (Before Partial Exemptions, Value Limitations and Special Appraisal)	
A. Real: residential, single-family.....	No. of single-family properties SR0001		\$	SR0002
B. Real: residential, multifamily.....	No. of multifamily properties SR0003		\$	SR0004
C1. Real: vacant lots/tracts.....	No. of vacant lots SR0005		\$	SR0006
C2. Real: colonia lots.....	No. of colonia lots SR0007		\$	SR0008
D1. Real: qualified open-space land	No. of acres SR0010	No. of parcels SR0009	\$	SR0011
D2. Real: farm and ranch improvements.....	No. of parcels SR0012		\$	SR0013
E. Real: rural land not qualified for open-space appraisal and improvements.....	No. of parcels SR0014		\$	SR0015
F1. Real: commercial.....	No. of commercial real properties SR0016		\$	SR0017
F2. Real: industrial.....	No. of industrial real properties SR0018		\$	SR0019
G1. Real: oil and gas.....	No. of leases SR0020		\$	SR0021
G2. Real: minerals.....	No. of properties SR0022		\$	SR0023
G3. Real: other subsurface interest in land.....	No. of properties SR0024		\$	SR0025
H1. Tangible, non-business vehicles.....	No. of accounts SR0027		\$	SR0028
H2. Goods-in-transit.....	No. of accounts SR0029		\$	SR0030
J. Real and tangible personal: utilities.....	No. of companies SR0049		\$	*Do not include Rolling Stock SR0050
L1. Personal: commercial.....	No. of commercial personal properties SR0051		\$	SR0052
L2. Personal: industrial.....	No. of industrial personal properties SR0053		\$	SR0054
M1. Mobile homes.....	No. of mobile homes SR0055		\$	SR0056
M2. Other: tangible personal.....	No. of accounts SR0057		\$	SR0058
N. Intangible personal.....	No. of accounts SR0059		\$	SR0060
O. Real property, inventory.....	No. of properties SR0061		\$	SR0062
S. Special inventory.....	No. of accounts SR0063		\$	SR0064
<b>TOTAL</b>				SR0175

75. UTILITIES

List the total appraised value of property in Category J: Utilities by the subcategories shown below. Include both the real and personal property value.

		TOTAL APPRAISED VALUE (Real and Personal Property)
J1. Water systems .....	\$	SR0032
J2. Gas distribution systems .....	\$	SR0034
J3. Electric companies (include electric co-ops) .....	\$	SR0036
J4. Telephone companies (include telephone co-ops) .....	\$	SR0038
J5. Railroads .....	\$	SR0040
J6. Pipelines .....	\$	SR0042
J7. Cable TV .....	\$	SR0044
J8. Other (Describe): ( _____ ) .....	\$	SR0371 SR0046
J9. Railroad rolling stock .....	\$	SR0048
<b>TOTAL</b> .....	\$	SR0050

**TOTAL:** Total shown above must equal the appraised value shown for Category J on page 5.

76. TOTAL EXEMPT VALUE BREAKDOWN

Property Use Category	COLUMN 1 Number of Items	COLUMN 2 Total Market Value
XA Public property for housing indigent persons (Tax Code Section 11.111) .....	No. of accounts SR0100	SR0101
XB Income-producing tangible personal property valued under \$2,500 (Tax Code Section 11.145) .....	No. of accounts SR0102	SR0103
XC Mineral interest valued under \$500 (Tax Code Section 11.146) .....	No. of accounts SR0104	SR0105
XD Improving property for housing with volunteer labor (Tax Code Section 11.181) .....	No. of accounts SR0106	SR0107
XE Community Housing Development Organizations (Tax Code Section 11.182) .....	No. of accounts SR0108	SR0109
XF Assisting ambulatory health care centers (Tax Code Section 11.183) .....	No. of accounts SR0110	SR0111
XG Primarily performing charitable functions (Tax Code Section 11.184) .....	No. of accounts SR0112	SR0113
XH Developing model colonia subdivisions (Tax Code Section 11.185) .....	No. of accounts SR0114	SR0115
XI Youth spiritual, mental, and physical development organizations (Tax Code Section 11.19) .....	No. of accounts SR0116	SR0117
XJ Private schools (Tax Code Section 11.21) .....	No. of accounts SR0118	SR0119
XL Organizations providing economic development services to local community (Tax Code Section 11.231) .....	No. of accounts SR0120	SR0121
XM Marine cargo containers (Tax Code Section 11.25) .....	No. of accounts SR0122	SR0123
XN Motor vehicles leased for personal use (Tax Code Section 11.252) .....	No. of accounts SR0124	SR0125
XO Motor vehicles for income production and personal use (Tax Code Section 11.254) .....	No. of accounts SR0126	SR0127

76. TOTAL EXEMPT VALUE BREAKDOWN (CONCLUDED)

Property Use Category	COLUMN 1 Number of Items	COLUMN 2 Total Market Value
XP Offshore drilling equipment not in use (Tax Code Section 11.271) .....	No. of accounts SR0128 .....\$	SR0129
XQ Intracoastal waterway dredge disposal site (Tax Code Section 11.29) .....	No. of accounts SR0130 .....\$	SR0131
XR Nonprofit water or wastewater corporation (Tax Code Section 11.30) .....	No. of accounts SR0132 .....\$	SR0133
XS Raw cocoa and green coffee held in Harris County (Tax Code Section 11.33) .....	No. of accounts SR0134 .....\$	SR0135
XT Limitation on taxes in certain municipalities (Tax Code Section 11.34) .....	No. of accounts SR0136 .....\$	SR0137
XU Miscellaneous Exemptions (Tax Code Section 11.23) .....	No. of accounts SR0138 .....\$	SR0139
	No. of accounts SR0140 .....\$	SR0141
XV Other totally exempt properties .....	.....\$	SR0176
	<b>TOTAL</b> .....	.....\$

77. ACREAGE BREAKDOWN OF DISTRICT

\* ATTACH AG RECAP OFF TAX ROLL AND PRODUCTIVITY VALUE SCHEDULE TO BACK OF REPORT.

	COLUMN I Total Qualified Acres Under 1-d and 1-d-1 (Round to Nearest Acre)	COLUMN II Total Market Value	COLUMN III Total Productivity Value
Irrigated cropland .....	SR0209	SR0210	SR0211
Dryland cropland .....	SR0203	SR0204	SR0205
Barren/wasteland .....	SR0200	SR0201	SR0202
Orchards .....	SR0215	SR0216	SR0217
Improved pastureland .....	SR0206	SR0207	SR0208
Native pastureland .....	SR0212	SR0213	SR0214
Temporarily quarantined land .....	SR0221	SR0222	SR0223
Wildlife management .....	SR0236	SR0237	SR0238
Timberland (at productivity) .....	SR0224	SR0225	SR0226
Timberland (at 1978 market) .....	SR0227	SR0228	SR0229
(Complete only if timber is on tax roll at 1978 value.)			
Transition to timber .....	SR0233	SR0234	SR0235
Timberland at restricted use .....	SR0230	SR0231	SR0232
Other agricultural land .....	SR0218	SR0219	SR0220
<b>COLUMN TOTAL</b> .....	SR0010	SR0011	SR0399
	Sum of Column I must equal Category D1 acres on page 5.	Sum of Column II must equal the total for Category D1 on page 5.	Sum of Column II minus the sum of Column III must equal page 3, item 38 difference between market and productivity value.

**78. WILDLIFE MANAGEMENT BREAKDOWN**

PREVIOUS LAND TYPE: The totals for each column should equal the amounts reported in wildlife management on page 7.	COLUMN I Total Qualified Acres Under 1-d and 1-d-1 <i>(Round to Nearest Acre)</i>	COLUMN II Total Market Value	COLUMN III Total Productivity or Taxable Value
Irrigated cropland.....	SR0384	SR0385	SR0386
Dryland cropland .....	SR0378	SR0379	SR0380
Barren/wasteland .....	SR0375	SR0376	SR0377
Orchards .....	SR0390	SR0391	SR0392
Improved pastureland.....	SR0381	SR0382	SR0383
Native pastureland.....	SR0387	SR0388	SR0389
Temporarily quarantined land .....	SR0396	SR0397	SR0398
Other agricultural land (includes timberland) .....	SR0393	SR0394	SR0395
<b>COLUMN TOTAL</b> .....	SR0236	SR0237	SR0238

**79. TRANSITION TO TIMBER BREAKDOWN**

**PREVIOUS LAND TYPE:** The totals for each column should equal the amounts reported in transition to timber on page 7.

	COLUMN I Total Qualified Acres Under 1-d and 1-d-1 <i>(Round to Nearest Acre)</i>	COLUMN II Total Market Value	COLUMN III Total Productivity or Taxable Value
Irrigated cropland.....	SR0331	SR0332	SR0333
Dryland cropland .....	SR0325	SR0326	SR0327
Barren/wasteland .....	SR0322	SR0323	SR0324
Orchards .....	SR0337	SR0338	SR0339
Improved pastureland.....	SR0328	SR0329	SR0330
Native pastureland.....	SR0334	SR0335	SR0336
Temporarily quarantined land .....	SR0343	SR0344	SR0345
Wildlife management .....	SR0346	SR0347	SR0348
Other agricultural land .....	SR0340	SR0341	SR0342
<b>COLUMN TOTAL</b> .....	SR0233	SR0234	SR0235



**80. TIMBERLAND AT PRODUCTIVITY BREAKDOWN**

**PREVIOUS LAND TYPE:** The totals for each column should equal the amounts reported in timberland at productivity on page 7.

Timber Type	Soil Type	COLUMN I	COLUMN II	COLUMN III
		Total Qualified Acres Under 1-d and 1-d-1 <i>(Round to Nearest Acre)</i>	Total Market Value	Total Productivity or Taxable Value
Pine	I	SR0274	SR0275	SR0276
Pine	II	SR0277	SR0278	SR0279
Pine	III	SR0280	SR0281	SR0282
Pine	IV	SR0283	SR0284	SR0285
Mixed	I	SR0262	SR0263	SR0264
Mixed	II	SR0265	SR0266	SR0267
Mixed	III	SR0268	SR0269	SR0270
Mixed	IV	SR0271	SR0272	SR0273
Hardwood	I	SR0250	SR0251	SR0252
Hardwood	II	SR0253	SR0254	SR0255
Hardwood	III	SR0256	SR0257	SR0258
Hardwood	IV	SR0259	SR0260	SR0261
<b>COLUMN TOTAL</b>		SR0224	SR0225	SR0226

**81. TIMBERLAND AT RESTRICTED USE**

The totals for each column should equal the amounts reported in timberland at restricted use on page 7.

Timber Type	Soil Type	COLUMN I	COLUMN II	COLUMN III
		Total Qualified Acres Under 1-d and 1-d-1 <i>(Round to Nearest Acre)</i>	Total Market Value	Total Productivity or Taxable Value
Pine	I	SR0310	SR0311	SR0312
Pine	II	SR0313	SR0314	SR0315
Pine	III	SR0316	SR0317	SR0318
Pine	IV	SR0319	SR0320	SR0321
Mixed	I	SR0298	SR0299	SR0300
Mixed	II	SR0301	SR0302	SR0303
Mixed	III	SR0304	SR0305	SR0306
Mixed	IV	SR0307	SR0308	SR0309
Hardwood	I	SR0286	SR0287	SR0288
Hardwood	II	SR0289	SR0290	SR0291
Hardwood	III	SR0292	SR0293	SR0294
Hardwood	IV	SR0295	SR0296	SR0297
<b>COLUMN TOTAL</b>		SR0230	SR0231	SR0232

82. TOP 10 TAXPAYERS IN YOUR TAXING UNIT

List the top 10 taxpayers in your taxing unit in descending order based on taxable value of all real and personal property. Reported amounts should represent appraised market and taxable values.

Table with columns: NAME, TOTAL MARKET VALUE, TOTAL TAXABLE VALUE. Rows 1-10 with numerical input fields and SR codes (SR0726 to SR0756). Includes a TOTAL row at the bottom.

CERTIFICATION

As the chief appraiser or designated agent responsible for this report on behalf of the county identified above, I swear or affirm that the information reflected in this County Report of Property Value is true and correct to the best of my knowledge.

print here

Print Name

Email Address

Phone (area code and number)

sign here

Signature

Date

Return to:

COMPTROLLER OF PUBLIC ACCOUNTS
Property Tax Assistance Division
Data Analysis Team (DAT)
P.O. Box 13528
Austin, Texas 78711-3528
or email to ptad.ears@cpa.texas.gov